

HOUSTON OILERS



1992 MEDIA GUIDE

1991 AFC Central Division Champions





1992 SCHEDULE

PRE-SEASON

DATE	OPPONENT	TIME
Sun., Aug. 2#	Dallas (Tokyo)	9:00 PM
Sat., Aug. 8	at Detroit	6:00 PM
Sat., Aug. 15	at Dallas	8:00 PM
Sat., Aug. 22	at New Orleans	11:30 AM
Sat., Aug. 29	at L. A. Raiders	3:00 PM

#Will be August 1 in the U. S.

REGULAR SEASON

Sun., Sept. 6	PITTSBURGH	12:00 PM
Sun., Sept. 13	at Indianapolis	3:00 PM
Sun., Sept. 20	KANSAS CITY	12:00 PM
Sun., Sept. 27	SAN DIEGO	12:00 PM
Sun., Oct. 4	Bye - AFC Central Division	
Sun., Oct. 11	at Cincinnati	3:00 PM
Sun., Oct. 18	at Denver	3:00 PM
Sun., Oct. 25	CINCINNATI	12:00 PM
Sun., Nov. 1	at Pittsburgh	12:00 PM
Sun., Nov. 8	CLEVELAND	12:00 PM
Sun., Nov. 15	at Minnesota	12:00 PM
Sun., Nov. 22	at Miami	12:00 PM
Thurs., Nov. 26	at Detroit	11:30 AM
Mon., Dec. 7	CHICAGO	8:00 PM
Sun., Dec. 13	GREEN BAY	7:00 PM
Sun., Dec. 20	at Cleveland	12:00 PM
Sun., Dec. 27	BUFFALO	7:00 PM

All starting times are Central time

Home Games: Blue Road Games: Red

ON THE COVER: Featured on the cover of the Houston Oilers 1992 Media Guide is Head Coach Jack Pardee who last season led the Oilers to their first-ever AFC Central Division Championship.

Photo by Kenan Fleck, photojournalist at The Houston Chronicle

INDEX

BIOGRAPHIES

K.S. "Bud" Adams, Jr.....	3-4
Assistant Coaches/College Scouting/ Administrative/Team Staff/Staff Photos	13-32
Draft Choices	134-144
Mike Holovak.....	5
Mike McClure.....	6
Jack Pardee	10-12
Floyd Reese.....	9
Thomas Smith	8
Scott Thompson	7
Veterans	33-133

GAME-BY-GAME

1991 Regular Season Game Summaries	195-206
Playoff Summaries	207-213

GENERAL

All-Time Draft.....	176-180
Astrodome	290
Club Directory	2
Covering the Oilers.....	282-283
Hall of Fame Oilers	158-159
Hotel Listing.....	289
Historical Highlights	162-175
Length of Service	244
Media Information	281-282
1992-93 Key Dates.....	32
1991 Oiler Honors.....	175
1992 Opponents	284-289
1992 Schedule.....	Inside Front Cover
Oiler Dancers Information	297
Oiler Honors/1991 Oiler Honors.....	223-236
Oilers in Overtime	237-238
Oilers in "Plan B"	152
Oilers On-the-Air.....	279-281
Origin of the Oilers, Pronunciation Guide	150
Pro Bowl Oilers	231-232
Producing the Oilers.....	181
Retired Jerseys.....	160-161
Ticket Information.....	298
Trent University.....	291

NFL

1991 Final Standings	293
1992 Schedule.....	295-296
1991 Team Rankings	294
Personnel Guide.....	292

RESULTS

All-Time Pre-Season Scores	223-224
Composite Records	229
Oilers vs. the NFL	225-229
Year-by-Year Scores	214-222

ROSTERS

All-Time Roster	153-157
First-Year Roster	148-149
Numerical Roster.....	145
Veteran Roster.....	146-147

STATISTICS

All-Time Coaches' Records.....	230
Attendance.....	261-262
Consecutive Victories and Losses	260
Home/Away Records	258
Hot 'n' Cold Oilers	259
Individual Records	263-268
Last Time	239
Looking for in 1992.....	151
Month-By-Month	259
1991 Game-by-Game Offense, Defense.....	189-190
1991 Games Played	183
1991 Playoff Statistics	187-89
1991 Regular Season Statistics	184-186
1991 Rushing, Receiving, Passing, Tackles	191-194
1991 Superlatives.....	182
Opponent Individual Records	271-272
Playoff Individual Records.....	273-276
Playoff Team Records	277-278
Prime Time Oilers	258
Tackle/Sack Leaders	249
Team Records.....	269-270
Ten Largest Margins.....	260
Top Performances.....	250-256
Top Tens (Career & Season).....	240-243
Year-By-Year Leaders	245-248
Year-by-Year Offense, Defense	257

OILER DIRECTORY

ADMINISTRATIVE OFFICE

6910 Fannin Street
Lower Level
Houston, TX 77030
(713) 797-9111

PRACTICE FACILITY

2727 El Camino
Houston, TX 77054

ADMINISTRATION

Owner/President.....	K.S. "Bud" Adams, Jr.
Executive Vice-President/General Manager	Mike Holovak
Executive Vice-President/Administration	Mike McClure
Executive Vice-President/Finance	Scott Thompson
Executive Assistant to the President	Thomas S. Smith
General Counsel	Steve Underwood
Assistant General Manager	Floyd Reese
Vice President/Marketing and Broadcasting	Don MacLachlan
Director of Business Operations	Lewis Mangum
Controller	Gene Peirce
Director of Accounting Services	Marilan Logan
Director of Media Services	Chip Namias
Director of Ticket Administration and Services	Mike Mullis
Assistant Ticket Manager	Ralph Stolarski
Director of Security	Grady Sessums
Director of Computer Services	Steve Reese
Director of Player Relations	Willie Alexander
Administrative Assistant to GM	Joyce Bailey
Accounting Services	Carol Bock
Asst. to Director of Ticket Administration and Services	Bill Wainwright
Marketing/Broadcasting Assistant	Stuart Spears
Director of Houston Oilers Dancers	Myrna Santos-Smith
Asst. Director of Business Operations/Publications Coord.	Paul Grabowski
Houston Oilers Dancers Choreographer	Alex Arizpe
Gift Shop Coordinator	Jim Carson
Ticket Office Staff	Joyce Linhart, Stan Hanus
Office Services Coordinator	Eric Slocumb
Interns	Tom Bakken (equipment), Gayden Bell (ticket office), Eric Kettleholdt (marketing), Martin Lewis (media services), Tory Lindley (trainer), Bob Schranz (media services)

TEAM STAFF

Head Coach	Jack Pardee
Assistant Coaches	
Linebackers	Frank Bush
Defensive Coordinator	Jim Eddy
Offensive Coordinator	Kevin Gilbride
Running Backs	Frank Novak
Receivers	Chris Palmer
Special Teams/Asst. Offensive Line	Richard Smith
Defensive Line	Jim Stanley
Strength and Rehabilitation	Steve Watterson
Offensive Line	Bob Young
Quality Control Coordinator	Gregg Williams
College Area Scouts	C.O. Brocato, Glenn Cumbee, Dub Fesperman
Head Trainer	Brad Brown
Assistant Trainer	Don Moseley
Equipment Manager	Gordon Batty
Equipment Assistants	Joe Dugger, Bill Lackey, Paul Noska
Videotape Coordinator	Ken Sparacino
Videotape Assistant	Joe Malota
Team Photographer	Bill Baptist
Team Physicians	Dr. Tom Cain, Dr. Robert Fain Sr., Dr. Robert Fain, Jr., Dr. James Muntz
Team Dentist	Dr. Joseph Morgan

SECRETARIAL STAFF

To Owner/President	Linda McCue Bell, Cindy Dannenbaum
	Wilma Rugeley
To Executive Vice-President/Administration	Brenda Merrill
To Executive Vice-President/Finance	Shelley Grover
To Executive Assistant to the President	Pam Price
To General Counsel	Jorene Martin
To Vice-President/Marketing and Broadcasting	Kim Percival
To Assistant General Manager, Scouting Department	Charlotte Mitchell
To Head Coach	Lynda Greer
To Director of Media Services	Marcella Vaughan
To Director of Ticket Administration and Services	Lois Royster
Receptionist	Diane Lacy

K.S. "BUD" ADAMS, JR.

Owner/President



One of Texas' premier business leaders, K.S. "Bud" Adams, Jr. brought professional sports to the Gulf Coast when he founded the Houston Oilers football team. The hard-working and aggressive Adams helped co-found the American Football League (AFL) on August 3, 1959 when the Oilers and the Dallas Texans became the first two major league sports franchises in the State of Texas.

Adams' first love, his Houston Oilers, is a team rich in tradition and pride. The Oilers have been in the playoffs a total of 13 times during their 32-year history, and Adams was the leading force in performing miracles during the early years of the AFL.

Adams' Oilers were the dominant team during the early 1960's, winning the championship in 1960 and 1961, finishing second in 1962, and making the playoffs in 1967, 1969, 1978, 1979, 1980, 1987, 1988, 1989, 1990, and in 1991. In fact, the Oilers' streak of five consecutive playoff appearances is the longest current streak in the NFL. Last season, Adams' Oilers captured their first-ever AFC Central Division Championship.

Adams' interest in sports was first displayed while attending Culver Military Academy where he won letters in football, basketball, and baseball. Upon graduation from Culver, Adams attended Menlo College in California, lettering in both rugby and football. Adams then transferred to the engineering school at the University of Kansas where he also lettered in football for the Jayhawks. During his days at KU, Adams began his loyal affiliation with Sigma Chi fraternity.

Adams, a native of Bartlesville, Oklahoma, served in the U.S. Naval Reserve during World War II and was stationed aboard a PAC-Fleet carrier unit where he served as an aviation engineering officer. Prior to his discharge in 1946, Lt. jg. Adams served as an aide in the U.S. Navy's Congressional Liaison Office in Washington.

Truly a "man for all seasons," Adams has parlayed a 1946 chance stop in Houston, resulting from fog which grounded his plane, into a highly successful and diversified business empire which ranks him among the better known and prominent businessmen in the country.

Adams launched his successful business career following military duty in World War II. In 1947, he incorporated ADA Oil Company, which was a forerunner of the publicly-held American Stock Exchange-listed Adams Resources & Energy, Inc., an energy company engaged in oil and gas exploration, marine and land transportation, and marketing of petroleum products. Adams' diverse business interests include extensive farming and ranching in California and Texas.

cattle and swine breeding, cattle feeding, real estate, automobile dealerships and leasing, a travel agency, western art, and Indian artifacts.

During his early business career, Adams was an avid sponsor of amateur and AAU teams in basketball and softball. His ADA Oilers were a perennial power in the National Industrial Basketball League in the '50s, capturing third place in the national AAU tournament in 1956. His interest in sports has thus been further manifested by past ownership participation in professional baseball, basketball, and boxing.

The unknown side of Bud Adams is his charitable and philanthropic activities that are most often anonymous. Very active in national, state, and local programs, Adams is on the Board of Directors of the Cherokee Indian National Historical Society; the Board of Governors of the Sigma Chi Fraternity Foundation; the Board of Trustees of the Pro Football Hall of Fame in Canton, Ohio; the Board of Directors of the World League; the Board of Directors of the Boy Scouts of America, Sam Houston Area Council; the Board of Directors of The Hundred Club of Houston; the Board of Trustees of the Culver Educational Foundation; and is a Lifetime Director of the Houston Livestock Show and Rodeo. Adams also spearheaded the drive for construction and operation of the Houston Ronald McDonald House. In addition, he is a member of the NFL's important Finance Committee.

Adams has received numerous awards through the years, and in June, 1991, he was given the Order of Constantine from Sigma Chi which is the highest honor that fraternity can bestow. In February, 1990, he was given Sigma Chi Foundation's Semi-Centennial Award. In January of 1988, he received the prestigious "Golden Buckle Award" by the Greater Houston Convention and Visitor's Bureau, symbolizing "outstanding promotion of Houston as a premiere destination." In addition, in October, 1987, Adams was recognized with the Distinguished American Award, presented jointly by the Houston Chapter of the National Football Hall of Fame and the Houston Athletic Committee (Chamber of Commerce). Other noteworthy honors bestowed upon Adams in the past have included "Houston Salesman of the Year" in 1960 from the Houston Sales Association; "Mr. Sportsman" in 1961 by the Interfaith Charity Group; "Significant Sig" in 1963 by Sigma Chi Fraternity; "Westerner of the Year" in 1969 by the Houston Farm and Ranch Club; "Distinguished Alumnus" in 1980 from the California Community and Junior College Association; Culver Military Academy's "Man of the Year" in 1981; Financial World Magazine's 1981 "Outstanding Chief Executive Officer"; and "King Capon" in 1983 from Bill Williams' annual Capon Charity Dinner, Inc.

Bud and his wife Nancy have two daughters (Susie, Amy) and six grandchildren.



MIKE HOLOVAK

Executive Vice-President/General Manager



On February 2, 1989, Mike Holovak was named General Manager of the Oilers and was given the added responsibilities of Executive Vice-President on July 2 of '89. Long regarded as one of the top personnel men in the National Football League, Holovak is a veteran of over 40 years in football administration including 33 in the professional ranks. Known for his honesty and integrity, Holovak joined the Oilers on February 15, 1981 and previously held positions within the club that included Director of Player Personnel and Assistant General Manager.

Holovak was an All-America football player for Boston College, playing for the Eagles from 1940-42 (co-captain in '42). In the January 1, 1943 Orange Bowl game, he set a record for the highest rushing average in that game with a 15.8-yard mark on ten carries for 158 yards. BC lost that Orange Bowl to Alabama 37-21, but Holovak scored three touchdowns (65, 34, 2 yds.). In January of 1984, he was inducted into the prestigious Orange Bowl Hall of Honor. Holovak was also inducted into the National Collegiate Hall of Fame in 1983 as well as being inducted into the State of Pennsylvania Hall of Fame in Hershey, Pa. Holovak is a native of Lansford, Pa.

Following his collegiate career, Holovak was drafted in the first round by the Los Angeles Rams, but first served in the Navy until 1946. He played for the Rams in '46, before being traded to the Chicago Bears. In two seasons with the Bears (1947-48) under Head Coach George Halas, Holovak played fullback and linebacker.

Holovak retired from pro football in 1949 to become the junior varsity coach at Boston College, and from 1951-59 he was BC's head coach, posting a 49-29-3 record during his tenure. When the new American Football League was formed, Holovak was one of the first employees hired by the Boston Patriots, becoming their Director of Player Personnel in 1959. Elevated to head coach after the fifth game in 1961, Holovak then guided the Patriots to the AFL Eastern Division title, posting a 7-1-1 record in the final nine games.

In 1964, Holovak assumed the Patriots' General Manager's duties along with his head coaching job. With a 52-46-9 record, he remains the winningest coach in Patriots' history. He left the Pats in 1968 to join the San Francisco 49ers, and has also been associated with the Oakland Raiders (1971) and the New York Jets (1972-76). He served as the Jets' head coach for one game in '76 following the departure of Lou Holtz. Holovak returned to the Patriots as a personnel assistant in 1977 before being promoted to Director of College Scouting the following year.

Mike and his wife Pauline live in Houston. They have two grown daughters, Michele and Cindy.

MIKE McCLURE

Executive Vice-President/Administration



Mike McClure, Executive Vice-President of Administration for the Houston Oilers, is one of a handful of people who have served in top executive level capacities in three major professional sports. In ten of his eighteen seasons in professional sports management, he has overseen marketing efforts which have established club attendance records.

Since rejoining the Oilers in 1989, McClure has negotiated lucrative long-term radio and television agreements, and conceived and implemented the move of the Oilers' training camp to San Antonio, the nation's ninth largest city.

A native of Chicago, the 50-year-old McClure attended DePauw University in Greencastle, Indiana. After serving stints with the City News Bureau of Chicago and Chicago Tribune as a reporter, he joined the People's Gas Light and Coke Company in 1966 as a Public Relations Supervisor. He remained in that capacity until entering the sports field in 1969 as Sports Director and Account Executive for WLFI-TV in Lafayette, Indiana.

In 1970, McClure served in the Big Ten Conference's Service Bureau before entering professional sports in 1973 as Director of Public Relations and Marketing for the Chicago Bulls of the NBA. Over the next five years, the Bulls established season attendance records which stood until Michael Jordan's arrival at Chicago Stadium.

In 1979, McClure moved to Houston as Vice-President of Marketing and Public Relations for the Oilers. In his first season, the team set new single game and season attendance records. He received national recognition for conceiving and administering the Oilers' "Luv Ya Blue!" promotion which was hailed as one of the most successful in the history of sports.

In 1981, McClure joined the Chicago White Sox as Vice-President of Marketing. He received a Marketing Excellence Award in the special advertising category from Major League Baseball Promotional Corporation in 1982. Under his guidance, the White Sox earned the coveted Team Marketing Excellence Award from Major League Baseball in 1983 and repeated in 1986, thus becoming the first and only two-time winner.

McClure, who played a key role in the planning and construction of the new Comiskey Park, was named Chicago's Senior Vice-President of Marketing and Broadcasting in 1987.

He is married to the former Brenda Jones and has two sons, Michael, 25 and Matthew, 22.

SCOTT THOMPSON

Executive Vice-President/Finance



Scott Thompson joined the Oilers on September 9, 1991 as the team's Executive Vice-President/Finance. In that role, Thompson reports directly to Oiler Owner/President K.S. "Bud" Adams, Jr. In addition to his Oiler duties, Thompson also serves as the Executive Vice-President of Operations and Finance for KSA Industries, the Oilers' parent company.

Thompson's responsibilities with the Oilers comprise all financial aspects of the team's operations while monitoring treasury, accounting, and financial reporting functions. Additionally, Thompson is responsible for the companies' investments, dealings and negotiations with financial institutions, electronic data processing, and player insurance.

Thompson serves on the Board of Directors of Adams Resources & Energy Inc., an energy company engaged in oil and gas exploration. He also serves on the Board of Crisis Intervention of Houston Inc., a non-profit telephone counseling agency.

Prior to joining the Oilers, the 33-year-old Thompson was a Senior Manager for Arthur Andersen and Co., a world-wide accounting and consulting firm. In his ten years at Arthur Andersen, Thompson's main area of concentration was in banking, real estate, and sports industries. He was also heavily involved in deal structuring, financial consultation, and strategic analysis.

A native of Ft. Worth, Thompson graduated Magna Cum Laude from Stephen F. Austin University where he was actively involved as a member of Sigma Chi Fraternity. Scott and his wife Vanessa reside in Houston with their son Brandon and daughter Samantha.

THOMAS S. SMITH

Executive Assistant to the President



Thomas S. Smith currently serves as the Executive Vice-President and Chief Operating Officer of KSA Industries, the parent company of the Houston Oilers. In addition to that post, Smith is also the Executive Assistant to Oiler Owner/President K.S. "Bud" Adams, Jr. Smith is involved with long range planning for the Oilers' organization and also serves as a liaison in the club's day-to-day operation with Adams. Additionally, he is on the Board of Directors of Adams Resources.

A native of Houston, Smith has been with KSA Industries since 1974. He is a graduate of the University of Texas with a degree in finance.

Among his other activities, Smith is a past president and is currently on the Board of Directors of the Houston Ronald McDonald House. Smith also serves on the Board of Directors of the Red Cross (also on Executive Committee) and the Post Oak YMCA. In addition, he is on the Steering Committee for the Texas Children's Development Council and is on the Board of Trustees for endowments for the Kincaid School. Previously, Smith was chapter chairman, a member of the Board of Directors, and the Executive Committee for the March of Dimes. In 1986, Smith was the recipient of the Freedom Foundation Certificate of Merit. Smith's other past civic involvements have included duties for "Houston Proud."

Tommy and his wife Susie reside in Houston with their son Stuart and daughter Nancy.

FLOYD REESE

Assistant General Manager



On January 30, 1990, Floyd Reese was appointed to the newly-created position of Assistant General Manager for the Oilers. In his post, the 44-year-old Reese assists in the team's scouting department, in player contract negotiations, and also assists Executive Vice-President/General Manager Mike Holovak in a myriad of other front office responsibilities.

Prior to assuming his current position, Reese served as the Oilers' Linebackers Coach for four years. In 1989, three of the club's top four tacklers were from Reese's group, and in '88, the team's top three tacklers were all linebackers.

A native of Springfield, Missouri, Reese played linebacker at UCLA from 1966-69, and played professionally for one season (1970) as a defensive lineman for the Montreal Alouettes of the CFL. Following his stint in Montreal, Reese began his coaching career at Liberty Union High School in Brentwood, California. He then returned to his alma mater in Westwood as an assistant coach, remaining with the Bruins from 1971-73. Reese ended the collegiate coaching portion of his career with one season at Georgia Tech in 1974.

From 1975-77, Reese was the strength and conditioning coach for the Detroit Lions. After his term with the Lions, Reese joined the San Francisco 49ers for one season (1978) before being added to Bud Grant's staff as linebackers and special teams coach for the Minnesota Vikings in 1979. He served in that role until 1984 when he was elevated to the position of Defensive Coordinator under then-Head Coach Les Steckel. Again under Grant in '85, he reassumed the duties of linebackers coach.

Born August 8, 1948, Floyd and his wife Sally (4/3/72) have two sons, Jeremy (9/19/76) and Sean (5/16/80), and reside in Sugar Land, Texas.

JACK PARDEE

Head Coach



As he enters his third season as the Head Coach of the Houston Oilers, Jack Pardee has his sights set on one thing...continuing the Oilers' recent winning tradition and taking it a step further towards a Super Bowl title.

His Oilers enter the 1992 season with a claim no other NFL team can make...Houston has earned a playoff spot in each of the last five years. Last season, the Oilers earned their first-ever outright AFC Central Division championship. In addition, Houston's 11 regular season victories were more than all but two AFC and two NFC teams. Pardee became the Oilers' 14th head coach when he signed a five-year contract on January 9, 1990. Upon his hiring, Pardee announced that the Oilers would utilize the "Run 'N Shoot" offense, would play exciting football, and would attempt to continue the Oilers' streak of qualifying for post-season play. And he delivered.

The 1991 season included several additional highlights for Pardee's Oilers. Among them:

- * Houston's 11-5 record was the team's best since also posting an 11-5 mark in 1980. The Oilers also won 11 games in 1962 (11-3) and in 1979 (11-5)
- * For only the second time since 1962, the Oilers had just one home loss as they posted a 7-1 slate in the Astrodome. Also the team's 4-4 road record matched their best since 1987.
- * The Oilers and the 49ers are the only two teams in the league to finish with winning records in each of the last five seasons
- * The Oilers had eight players (tied for NFL-best) selected for the Pro Bowl including a league-high six starters.
- * The Oilers ranked as one of the NFL's top teams in points scored and points allowed. The Oilers' 386 points figured as a per-game average of 24.1 which rated fourth in the NFL. Houston's 251 points allowed figured as a per-game average of 15.7 which was sixth in the league.
- * Compared to 1990, the Oilers cut their penalties by 25.5%
- * For the second straight year, the Oilers ranked #1 in the NFL in passing yards. Also for the second consecutive season, Houston was among the league's top two in total offense, third efficiency, and first downs per game.
- * Houston's touchdowns allowed has shrunk from 51 in 1989 prior to Pardee's arrival to 26 in 1991.
- * The Oilers established a new franchise attendance record with 482,726 fans for an average of 60,341.

Pardee is a proven winner, a man who has won "Coach of the Year" honors at every level he has been. Among his many other honors, Pardee has won such accolades in the National Football League, the United States Football League, the World Football League, and the Southwest Conference. He has a talented team that has made five consecutive playoff appearances, but has yet to achieve its ultimate goals...an AFC championship and a Super Bowl trophy. Pardee wants to help the Oilers reach that next plateau and he plans on doing it the old fashioned way...with hard work, discipline, and determination

Pardee joined the Oilers from the University of Houston where he had served as Head Coach since 1987. During his three Cougar seasons, his teams compiled a record of 22-10-1. In Pardee's first UH campaign, the team posted a 4-6-1 record but improved to 9-2 in his second year in 1988. That season, the Cougars finished in second place in the Southwest Conference while earning an Aloha Bowl invitation where they lost to Washington State. In 1988, Houston established over 100 NCAA and SWC combined records and finished in the top four nationally in per game averages for total yards (484.6), passing yards (377.5), and scoring (41.1). The Cougars also led the conference in total defense and passing defense. In 1989, UH again finished with a 9-2 slate and a second place finish (tied) in the Southwest Conference. The UH "Run 'N Shoot" offense steamrolled over its opposition, again setting over 100 NCAA/SWC records. The Cougars posted some amazing statistics, leading the nation in per-game averages for total yards (624.9), passing yards (511.3), and scoring (53.5). Houston also finished sixth nationally (1st in SWC) by allowing just 13.6 points per contest. Additionally, Andre Ware, the Cougars' Heisman Trophy-winning quarterback, set NCAA marks with 46 touchdown passes and 4699 yards passing.

Prior to his arrival at UH, Pardee spent 1986 as a scout for the Green Bay Packers. Before that, he served for two seasons (1984, 85) as the Head Coach for the Houston Gamblers of the USFL, compiling a 23-13 record. His '84 squad won the division title with a 13-5 record as he garnered Coach of the Year honors. Led by quarterback Jim Kelly, the Gamblers led the league in total offense and scoring in both of Pardee's USFL seasons. Before leading the Gamblers, Pardee spent 1982 out of football, working as Vice-President/Marketing for Runnels Mud Company in Midland, Texas. In 1981, he was the Defensive Coordinator for the NFL's San Diego Chargers as that club won the AFC's Western Division and advanced to the conference championship game before losing to Cincinnati.

From 1978-80, Pardee was the Head Coach for the Washington Redskins. In 1979, he led the team to a 10-6 record and Pardee received Associated Press NFL Coach of the Year honors. In 1975, Chicago Bears General Manager Jim Finks made Pardee the youngest head coach in the National Football League. Pardee coached the Bears through the '77 season when the team earned their first playoff berth since 1963. Named NFC Coach of the Year in 1976, Pardee's Bear teams improved from 4-10 to 7-7 to 9-5.

Pardee received his first head coaching assignment in 1974 with the Florida Blazers of the World Football League. While also carrying the title of general manager, Pardee led the Blazers to a 14-6 record, an Eastern Division title, and a berth in the league's championship game where they lost a 22-21 decision to Birmingham. His coaching career had officially begun the year before when he served as an assistant for the Redskins.

As a player, Pardee performed in the NFL for 15 years as one of the top linebackers in the league. A second round draft choice of the Los Angeles Rams in 1957, he played for them for 13 years despite sitting out the 1965 campaign while recovering from cancer (served as a special assistant at Texas A&M in '65). He was a Pro Bowler and an All-Pro selection for the Rams in 1963 and was recently named to the Rams' All-Time 40th Anniversary team. In 1971, Pardee was traded to the Redskins in a deal that involved six players and eight draft choices, and he earned All-Pro honors that year. In his two seasons with Washington, the team advanced to the playoffs both years and lost

Super Bowl VII to the undefeated Miami Dolphins. He intercepted three passes in one game against the Cardinals in '71 and, upon his retirement following the '72 season, had notched 22 career interceptions and scored five TDs.

Collegiately, Pardee attended Texas A&M where he played both linebacker and fullback for Coach Paul "Bear" Bryant. While at A&M, he earned All-America, Academic All-America, and All-Southwest Conference honors. As a senior, Pardee helped lead the Aggies to a 9-0-1 mark and he was selected to play in the Blue-Gray and North-South all-star games.

He is a member of the Texas A&M Hall of Fame (inducted 1969), the National Football Foundation Hall of Fame (1986), the Texas Sports Hall of Fame (1987), the College Football Hall of Fame (1987), and the Senior Bowl Hall of Fame (1990).

Extensively involved in community and charitable causes, Pardee is very active with the American Cancer Society on a local, state, and national level. He also is involved with the Fellowship of Christian Athletes, and donates his efforts to the Police Athletic League and the Drug Enforcement Agency.

Born John Perry Pardee on April 19, 1936, he is a native of Exira, Iowa. Pardee was raised in Christoval, Texas where he starred in six-man football. Jack and his wife Phyllis have five children including sons Steven and Ted, and daughters Judee, Anne, and Susan.

PARDEE'S HEAD COACHING RECORD

Year	Team	Record*
1974	Florida Blazers (WFL)	14-6 (2-1)
1975	Chicago Bears (NFL)	4-10
1976	Chicago Bears (NFL)	7-7
1977	Chicago Bears (NFL)	9-5 (0-1)
1978	Washington Redskins (NFL)	8-8
1979	Washington Redskins (NFL)	10-6
1980	Washington Redskins (NFL)	6-10
1984	Houston Gamblers (USFL)	13-5 (0-1)
1985	Houston Gamblers (USFL)	10-8 (0-1)
1987	University of Houston (NCAA)	4-6-1
1988	University of Houston (NCAA)	9-2 (Aloha Bowl, 0-1)
1989	University of Houston (NCAA)	9-2
1990	Houston Oilers (NFL)	9-7 (0-1)
1991	Houston Oilers (NFL)	11-5 (1-1)
Regular season record as head coach		123-87-1
World Football League record		14-6
National Football League record		64-58
United States Football League record		23-13
NCAA record		22-10-1

*Figures in parenthesis indicate post-season records



Jack Pardee as an All-America at Texas A&M (left) and during his All-Pro career with the Los Angeles Rams (right)

ASSISTANT COACHES

FRANK BUSH



Linebackers

6th NFL Season, 6th with Oilers

Born: January 10, 1963

This past May 15, former Oiler linebacker (1985-1986) Frank Bush was named as the club's Linebackers Coach. Prior to that, Bush had served as the Oilers' college scout for the western states since July 1, 1987.

Bush, considered one of the most talented young linebackers in the NFL, saw his playing career end in 1986 due to an irregularly narrow spinal canal. The 29-year-old Bush suffered a cervical sprain against Kansas City in September, 1986 and doctors then diagnosed the condition that forced him to retire.

In his rookie season of 1985, Bush played in all 16 games with 11 starts and contributed 114 tackles and four quarterback sacks. For his efforts, he was selected to UPI's First Team All-NFL Rookie squad. Bush opened the '86 season as the club's starting right outside linebacker. He was a fifth round draft choice of the Oilers in 1985 out of North Carolina State. As a three-year starter for the Wolfpack, Bush compiled 247 tackles, 15 sacks, and four interceptions. Bush earlier starred at Clarke Central High School in his hometown of Athens, Georgia.

Born January 10, 1963, Frank and his wife Stephanie have recently relocated to the Houston area from Sacramento, California.

JIM EDDY



Defensive Coordinator

3rd NFL Season, 3rd with Oilers

Born: May 2, 1939

When Jim Eddy was hired prior to the 1990 season to be the Oilers' Defensive Coordinator, his mandate from Head Coach Jack Pardee was simple...reduce the points allowed by the Oiler defense. Mission accomplished. In the season prior to Eddy's arrival, Houston's "D" permitted 48 defensive touchdowns. That figure shrunk to 30 in 1990 and to 25 last season. Thus, in just two years, Eddy's defense has trimmed their touchdowns allowed by 47.9%. In addition, Houston has increased its sack total in each of the last two years.

Eddy is certainly familiar with Oiler Head Coach Jack Pardee after spending five seasons coaching for him in the United States Football League and on the collegiate level. Eddy served as the Defensive

Coordinator for the University of Houston from 1987-89 as the Cougars posted a record of 22-10-1. In 1988, Houston led the Southwest Conference in total defense and passing defense. In addition, the Cougars' 3.69-yards allowed per defensive play was the third best in the nation, trailing Auburn (3.6) and Miami (3.67). In 1989, UH led the SWC and finished sixth nationally by allowing just 13.6 points per game.

Prior to joining UH, Eddy was the Defensive Coordinator under Pardee for the Houston Gamblers of the USFL from 1984-85. The team posted records of 13-5 (division championship) and 10-8 in earning consecutive playoff berths.

From 1974-83, Eddy worked for four teams in the Canadian Football League. During that span, his teams made eight playoff appearances and earned berths in four Grey Cups. In 1974, he was the Defensive Coordinator for the Saskatchewan Roughriders before being elevated to Head Coach for the 1977-78 seasons. From 1979-80, Eddy was the Defensive Coordinator for the Hamilton Tiger-Cats before being named Head Coach for the Montreal Alouettes for the '81 season. His final stint in the CFL came as Director of Operations/Player Personnel for the Toronto Argonauts (1982-83).

Before joining the CFL, Eddy served as Assistant Head Coach/Defensive Coordinator for New Mexico State (1965-70) and as Defensive Coordinator at Texas-El Paso (1971-72). Following his career as a defensive back and running back at New Mexico State (1956-59), he coached high school football in Odessa, Texas.

Born May 2, 1939 in Checotah, Oklahoma, Jim and his wife Dee (9/6/59) have two grown daughters, Kelly and Connie. The Eddys reside in Houston.

KEVIN GILBRIDE



Offensive Coordinator

4th NFL Season, 4th with Oilers

Born: August 27, 1951

When many NFL fans think about the Houston Oilers, they think about the "Run 'N Shoot" offense. The man who directs the Oilers' potent "Run 'N Shoot" attack is Offensive Coordinator Kevin Gilbride. In two seasons under his guidance, Houston's offense has racked up statistics that are unmatched in the NFL. The Oilers have been either #1 or #2 in total offense and have led the league in passing in each of the past two seasons. The Oilers have scored more points over the last two years than 25 of the NFL's other 27 clubs. In addition, for both the 1990 and '91 seasons, Houston was ranked among the league's top three in third down efficiency, first downs, and average gain per play. Prior to assuming his current post on January 30, 1990, Gilbride served as the Oilers' Quarterbacks Coach for the 1989 season. In his present role, he continues to tutor the team's QBs.

Before arriving in Houston, Gilbride coached at East Carolina University where he served as Offensive Coordinator in 1988 after being the Pirates' Passing Game Coordinator in 1987. In '88, utilizing the four-wide receiver offense, the Pirates averaged 390.5 yards and over 26 points per game playing a schedule that included six bowl teams (West Virginia, Miami, Florida State, Syracuse, South Carolina, Southern Mississippi).

Prior to joining East Carolina, Gilbride was slated to be the Offensive Coordinator for the Montreal Alouettes of the Canadian

Football League for the '87 campaign, but the club folded prior to the season. From 1985-86, Gilbride coached the four-wide receiver offense for the CFL's Ottawa Roughriders, serving as Quarterbacks/Receivers Coach in '85 before being elevated to Offensive Coordinator. From 1980-84, he was the Head Coach at Southern Connecticut State University in New Haven where the Owls posted a 35-14-2 mark during his tenure. During that span, SCSU was twice nationally ranked in NCAA Division II. While at Southern Connecticut, Gilbride was named Division II (ECAC region) Coach of the Year (1982), New England Coach of the Year (1983), and Walter Camp Division II Coach of the Year (1983).

Before joining SCSU, Gilbride served as Defensive Coordinator at American International University in Springfield, Mass. from 1978-79, and as Defensive Coordinator at Tufts University from 1976-77. Gilbride began his college coaching career at Idaho State where he was Defensive Ends Coach in 1974 and Secondary Coach in '75.

Gilbride earned a bachelor's degree from Southern Connecticut where he played quarterback and tight end as a three-year starter. One of his teammates at SCSU was Oiler Receivers Coach Chris Palmer. A native of North Haven, Connecticut, Gilbride also has a master's degree from Idaho State. Kevin and his wife Deborah (1/4/75) live in Missouri City, Texas with their two daughters, Kelly (9/17/75) and Kristen (6/19/77), and son Kevin (12/14/79).

FRANK NOVAK



Running Backs

4th NFL Season, 4th with Oilers

Born: May 18, 1938

When you are coaching the running backs in the Oilers' one-back "Run 'N Shoot" offense, it's easy to be the forgotten man. That is unless you're the affable Frank Novak who is currently in his fourth season in that position. Besides his work with the Oiler RBs, Novak will also be assisting Special Teams Coach Richard Smith for the third straight season. Under Novak's guidance, the Oilers finished among the league's top eight in average gain per carry in both 1990 and '91. Additionally, although playing with just one back, Houston got 55 and 58 catches from its backfield in the past two campaigns. Despite the fact that in 1992 the Oilers will have a different "featured" back for the fifth straight season, Novak has brought a steadying influence to his backfield charges.

The 54-year-old Novak came to Houston from the University of Missouri where he spent the 1988 season as the Tigers' Running Backs Coach. In 1986, he was the Quarterbacks Coach at the University of Massachusetts. He accepted the position at UMass after the Birmingham Stallions of the United States Football League folded. Novak was slated to be the Stallions' Offensive Coordinator in 1986 after serving as their Receivers Coach in '85. Novak spent the 1984 campaign as the Running Backs Coach for the USFL's Oklahoma Outlaws under Head Coach Woody Widenhofer whom he would later work for at Missouri.

Prior to joining the USFL, Novak served six seasons as an assistant coach at Holy Cross (1978-83). He was the Crusaders' Offensive Backs Coach from 1978-81 before being elevated to Offensive Coordinator. From 1976-77, he was the Offensive Coordinator at Western Illinois after spending the 1974-75 seasons at the University

of Virginia (Quarterback Coach in '74, Offensive Backfield Coach in '75).

In 1973, Novak was hired to be the Offensive Coordinator at East Carolina as the Pirates won the Southern Conference championship that season. He began his college coaching career in 1966 at his alma mater, Northern Michigan. At NMU, he was the Offensive Backs/Receivers Coach from 1966-70 before being promoted to Offensive Coordinator (1971-72). Prior to that, Novak was a high school coach in New London, Connecticut and in Iron Mountain, Michigan.

Novak was an AP Honorable Mention All-America quarterback at Northern Michigan where he received both his bachelor's and master's degrees. A native of Leominster, Massachusetts, Frank and his wife Ellen (3/23/81) have one son, Jason, and live in Missouri City, Texas. Frank also has four grown children who live in the New England area including son Frank Jr. and daughters Kimberly, Tracy, and Linda.

CHRIS PALMER



Receivers

3rd NFL Season, 3rd with Oilers

Born: September 23, 1949

In two seasons as the Oilers' Receivers Coach, Chris Palmer's "Fab Four" receivers have become as well-known as any WR group in the NFL. For the second straight season, the Oilers ranked as the league's #1 passing team. In addition, the starting quartet established an NFL record for receptions by four players on the same team with 315. For the fourth time in team history, Houston had two 1000-yard receivers (Haywood Jeffires, Drew Hill) as Ernest Givins fell just four yards short of allowing the Oilers to become just the third team in NFL history with a trio of 1000-yard receivers. Jeffires, a receiver whom Palmer has worked closely with since his Houston arrival, became just the fifth player in league annals to amass 100 receptions in a single season.

Palmer joined the Oilers on January 31, 1990 after spending the previous two years as the Head Coach at Boston University. A veteran of 19 years of coaching, Palmer installed the "Run 'N Shoot" offense at BU and produced one of the most exciting collegiate offenses in New England. He led the Terriers to a pair of 4-7 seasons, but his 1989 squad lost five games by a total of 15 points. In 1989, BU's offense finished tenth nationally in passing with a 284.6 yards per game average.

Before joining Boston University, Palmer served as the Head Coach at the University of New Haven from 1986-87. During his tenure with the Chargers, they posted consecutive 8-2 records. In '87, the team finished the season as the 16th ranked team in Division II and set school records for consecutive wins (8) and points in a season. After installing the "Run 'N Shoot" upon his arrival in 1986, UNH ended up ranked 18th in the nation. That '86 team also finished second nationally in passing offense and broke 54 school records.

In 1984, Palmer served as Receivers Coach/Passing Game Coordinator for the New Jersey Generals of the United States Football League. Promoted to Offensive Coordinator for the 1985 campaign, the team posted records of 14-4 and 11-7 and twice qualified for the playoffs during his USFL stint. In '85, featuring an offense that included RB Herschel Walker, QB Doug Flutie, and current Oiler T Don Maggs, the Generals led the league in rushing. Prior to coaching for

the Generals, Palmer spent the 1983 season as the Offensive Line Coach for the Montreal Concordes of the Canadian Football League as the team posted its highest point total in 27 years.

From 1976-82, Palmer was an assistant coach at Colgate, serving as the Red Raiders' Offensive Coordinator. In '77, the squad led the nation in offense with a per-game average of 486 yards and established a school single-season record with ten victories. Colgate's 1982 team advanced to the NCAA Division I-AA playoffs. In 1975, Palmer was the Receivers Coach at Lehigh as the Engineers posted a 9-2 record and earned a Division II playoff berth. Ironically, he began his coaching career on the defensive side of the ball, serving as the Defensive Line Coach at the University of Connecticut from 1972-74.

Palmer holds a B.S. and a master's degree from Southern Connecticut where he played quarterback for the Owls. At SCSU, he was a teammate of Oiler Offensive Coordinator Kevin Gilbride. A native of Brewster, New York, Chris and his wife Donna (6/12/71) have two children including son Mark (2/24/77) and daughter Kristin (9/22/80).

RICHARD SMITH



Special Teams/ Asst. Offensive Line

5th NFL Season, 5th with Oilers

Born: October 17, 1955

As he enters his fifth season in Houston, Richard Smith finds himself as the "elder statesman" of the Oiler coaching staff. Smith is in charge of special teams and this year, adds a new duty assisting Bob Young with the offensive line. In 1990 and '91, Smith had also coached the linebackers before relinquishing that chore to Frank Bush. Smith had previously coached the team's tight ends, but with the '90 installation of the "Run 'N Shoot" offense came the elimination of that position from Houston's arsenal. Last season, Smith's LB corps enjoyed a successful season as Al Smith and Lamar Lathon ranked as the club's top two tacklers. In addition, under Richard Smith's tutelage, Al Smith emerged as one of the top middle linebackers in the NFL, earning All-Pro and Pro Bowl honors in the process. Since taking over the Oilers' special teams, hustle, hard-hitting, and desire have been that unit's calling cards. After tying the then-NFL record for blocked punts in a season in 1988 (5), Smith's special teams followed that up with four more in 1989, plus four blocked kicks each in 1990 and '91. The Oilers have ranked in the NFL's top four in each of the last two campaigns in net punting average, and in the top six in punt return and kickoff return defense.

Smith came to Houston after spending the 1987 season in a similar capacity at the University of Arizona. In his one season at Arizona, Smith helped the Wildcats finish 17th in the nation with a 21.2-yard kickoff return average, their highest mark in five years. In addition, he vastly improved Arizona's coverage teams. Only 19 of the Wildcats' 51 punts were returned for a total of 54 yards (2.8 average) while opponents averaged only 15.4 yards on kickoff returns. The Wildcats' special teams also had five blocked kicks in '87.

Prior to his arrival at the Tucson school, Smith was the Special Teams/Outside Linebackers Coach for Joe Kapp at California from 1984-86. From 1981-83, he was the Defensive Line Coach at Fullerton State, helping the Titans reach the California Bowl in '83 as PCAA champions. Smith also coached the offensive line at Rio Hondo

(Cal.) College from 1979-80.

A native of Los Angeles, Smith received his bachelor's degree from Fresno State. He was an offensive lineman at Rio Hondo before transferring to Fresno State in 1976. Under Head Coach Jim Sweeney, he helped lead the Bulldogs to the PCAA title in 1977.

Born October 17, 1955, Richard and his wife Patti reside in Richmond, Texas with daughters Morgan (1/29/81), Aimee (2/24/89), and Whitney (8/22/91), and son Travis (12/10/85).

JIM STANLEY



Defensive Line

9th NFL Season, 4th with Oilers

Born: June 22, 1934

Not many NFL defensive lines produced better numbers in 1991 than Jim Stanley's unit did. The Oilers recorded 45 sacks to rank fifth in the league in that category. Additionally, Houston again limited its opponents to less than 100 yards rushing per game (96.3) and much of the credit for that accomplishment has to go to Stanley's "D-line." One of Stanley's pupils, William Fuller, became the first Oiler to ever lead the AFC in sacks (15) while coming within a half sack of the club record. Two members of Stanley's group (Fuller, Ray Childress) were voted to the Pro Bowl while a third (Sean Jones) registered ten sacks.

Stanley is currently in his ninth season of NFL coaching and owns more league coaching experience than anyone else on the Houston staff. He joined the Oilers full-time in his current role in January, 1990 after spending half of the '89 campaign with the club when former Defensive Line Coach Doug Shively underwent minor heart surgery. Stanley continued as a "special assistant" until December of that year following Shively's return.

Before joining the Oilers, Stanley served as the Defensive Coordinator for the Tampa Bay Buccaneers in 1986. Prior to that, he was the Head Coach for the Michigan Panthers of the United States Football League from 1983-84, compiling a 22-14 record during that span. In 1983, his Panthers posted a 12-6 record as the team won the inaugural USFL championship and Stanley earned Coach of the Year honors. That squad featured such current NFL stars as WR Anthony Carter and QB Bobby Hebert. From 1980-82, he was the Defensive Line Coach for the Atlanta Falcons as that '80 team recorded a 12-4 mark. Stanley served in that same capacity for the New York Giants in 1979.

Stanley was the Head Coach at Oklahoma State for six years (1973-78), posting a 35-33-2 mark during that term. His teams earned bowl victories in 1974 (Fiesta) and 1976 (Tangerine), and his '76 squad was the Big Eight co-champions (9-3). While holding that post, he also was selected to coach in the East-West Shrine Game (1973), the Hula Bowl (1977), and the Japan Bowl (1977). Before being elevated to head coach, he was the Cowboys' Defensive Coordinator/Assistant Head Coach for the 1972 campaign. Prior to arriving at OSU, Stanley was the Defensive Coordinator for the Winnipeg Blue Bombers of the Canadian Football League (1971-72). He also worked as the Defensive Coordinator at Navy (1969-70) and Oklahoma State (1963-68). His first two college positions came as an assistant coach at SMU (1961) and at Texas El Paso (1962). Stanley began his coaching career in the Amarillo high school system from 1959-60.

As a player, Stanley was a three-year starter at Texas A&M under Paul "Bear" Bryant. While playing both ways for the Aggies (guard and defensive tackle), one of his teammates was Oiler Head Coach Jack Pardee. A&M's 1956 squad was undefeated and Stanley earned All-Southwest Conference honors.

Born June 22, 1934 in Dunham, Kentucky, Jim and his wife Sylvia have four grown children including daughters Rhonda (10/19/57) and Starlyn (6/14/62), plus sons Mark (2/12/60) and Matthew (10/19/67). The Stanleys reside in Houston.

PAT THOMAS



Defensive Backs

3rd NFL Season, 3rd with Oilers

Born: September 1, 1954

Houston's defensive backs have shown marked improvement since Pat Thomas arrived to coach them prior to the 1990 season. In the season before Thomas came to the Oilers, the Houston DBs permitted 28 touchdown passes. In 1990, Thomas' charges surrendered just 18 which signaled a 36% improvement over the previous year. Last season, that number dipped to 17, a mark that only six other NFL teams bettered. In 1991, in addition to overseeing the emergence of All-Pro cornerback Cris Dishman, Thomas also helped indoctrinate the Oilers' quartet of rookie defensive backs, known as "The Young Guns," into the ways of the NFL.

Like fellow Oiler assistants Jim Eddy and Bob Young, Thomas had spent five years as an assistant under Houston Head Coach Jack Pardee. Thomas joined the University of Houston staff when Pardee was named head coach prior to the 1987 season. In '88, the Cougars' pass defense led the Southwest Conference by allowing only eight touchdown passes, just a 41% completion percentage, and only five yards per pass attempt. In 1989, Thomas' defensive backs helped the Cougar defense finish sixth in the country by allowing just 13.6 points per game.

Thomas' first coaching position came as the Defensive Backs Coach for the Houston Gamblers of the USFL. In two seasons, the Gamblers compiled a 23-13 record, and the 1984 squad won a division title with a 13-5 mark.

Thomas played seven seasons at cornerback for the Los Angeles Rams from 1976-82. He was a two-time Pro Bowler (1978, '80) and earned All-NFC honors in 1978, and All-Pro accolades in 1980. He finished with 26 career interceptions including a season-best eight in 1978 plus three in one game versus New Orleans in '79. He joined the Rams after being their second round draft choice in 1976.

Collegiately, Thomas starred at Texas A&M, ending his Aggie career with a then-school record 13 interceptions while twice being named to All-America squads. As a senior, he was selected to play in the Hula and Japan Bowls.

Born September 1, 1954 in Plano, Texas, Pat and his wife Lenith have three children, including sons Pat Jr. (11/13/76) and Joshua (7/19/82), and daughter Tamara (3/31/79).

STEVE WATTERSON



Strength and Rehabilitation

9th NFL Season, 7th with Oilers

Born: November 27, 1956

This past off-season, Steve Watterson received the biggest honor of his career when he was named Professional Strength and Conditioning Coach of the Year. Watterson has been instrumental in helping to develop and implement various strength and conditioning programs with the Oilers. He directs the Oilers' successful off-season conditioning program that is widely credited with helping towards Houston's ascent to perennial playoff status. Watterson joined the Oilers in 1986 as Strength and Conditioning Coordinator before becoming an assistant coach in those areas prior to the 1988 season.

Before coming to the Oilers, Watterson spent two seasons (1984-85) as the assistant trainer for the Philadelphia Eagles. From 1979-80, he served as the Head Trainer at Tucson (Ariz.) High School before accepting a similar post at Amphitheater High School in Tucson (1980-84). Watterson's other activities have included serving as a trainer at the 1982 Olympic Development Camp and at the National Sports Festival in Colorado Springs in 1983. Following the 1990 season, Watterson received national attention when he personally supervised the rehabilitation of auto racing superstar A.J. Foyt. Foyt was able to come back from severe leg injuries to race in the 1991 Indianapolis 500.

Watterson has patents pending on shoulder and leg rehabilitation devices and on a leg measuring device through his company, Kelsea Plus Corp. He received his bachelor's degree from Rhode Island and his master's degree from Arizona.

A native of Newport, Rhode Island, Steve and his wife Denise (8/10/80) reside in Sugar Land, Texas with their daughter Kelsea (9/27/88).

BOB YOUNG



Offensive Line

3rd NFL Season, 3rd with Oilers

Born: September 3, 1942

When it comes to protecting the quarterback, not many do it better than Bob Young's Oiler offensive line. In 1991, Houston ranked #1 in the AFC and #2 in the NFL in fewest sacks allowed per pass attempt. Overall, the Oilers permitted the fourth fewest sacks in the league despite the fact that Houston attempted over 100 passes more than any NFL team. Also for the second straight season, Young's group helped the Oilers rank in the NFL's top ten in average gain per rush. Last season, Young oversaw Bruce Matthews' conversion to center as Matthews earned All-Pro and Pro Bowl honors in his first season

at that spot. With a line that features veterans like Matthews, seven-time Pro Bowler Mike Munchak, Don Maggs, Dean Steinkuhler, and Doug Dawson, plus young "up-and-comers" like David Williams, John Flannery, and Kevin Donnalley, it's easy to see why Young's talent pool is overflowing.

Young came to the Oilers after spending five seasons as an assistant under current Houston Head Coach Jack Pardee. From 1987-89, Young was the Offensive Line Coach for the University of Houston as the Cougars posted records of 4-6-1, 9-2, and 9-2. In 1989, Young's line blocked for Heisman Trophy winner Andre Ware as the Cougars set over 100 NCAA/Southwest Conference records for the second year in a row. UH led the nation in per game averages for total yards (624.9), passing yards (511.3), and scoring (53.5).

Before coaching for the Cougars, Young served as the Offensive Line/Strength and Conditioning Coach for the Houston Gamblers of the United States Football League from 1984-85. During his two Gambler seasons, the team twice led the league in total offense and scoring. In '84, the team posted a 13-5 mark and won a division title.

Young enjoyed an outstanding 16-year professional playing career, primarily as a guard. He played for the Denver Broncos of the then-American Football League from 1966-70 before being traded to the Oilers prior to the '71 campaign. After being acquired on waivers by St. Louis in September, 1972, Young launched a nine-year Cardinal career. During that time, he twice earned All-Pro honors while being part of the offensive line that set the NFC record for fewest QB sacks allowed in a season (7). Young returned to the Oilers in 1980 before closing out his playing career with New Orleans in '81.

Young began his college career at Texas under Head Coach Darrell Royal, earning All-Southwest Conference honors before transferring to Howard Payne. He holds a B.S. from Southwest Texas State and a master's from Sam Houston State.

Born September 3, 1942 in Marshall, Texas, Bob resides in Sugar Land, Texas with his wife, Mickey (2/7/90) who is a doctor. Bob also has three grown children including daughters Kathy (26) and Jill (24), and son West (22).

COLLEGE SCOUTING

C.O. BROCATO



College Scout

15th NFL Season, 15th with Oilers

Born: October 31, 1929

C.O. Brocato joined the Oilers in 1981 for his second tour of duty with the club as a scout. He is responsible for researching all college talent in the central United States. Brocato was recently selected as one of the top-ten scouts in the NFL in a newspaper poll of league general managers.

Following his graduation from Baylor University, Brocato coached in the high school ranks as Head Coach at Jesuit High School in Shreveport, Louisiana. In 1968, he assumed the title of Defensive Coordinator at Northern Arizona, remaining at the Flagstaff school for three seasons. From 1971-74, he held a similar post at Texas-Arlington before joining the Oilers in a scouting capacity from 1974-76. From 1977 until rejoining the Oilers, Brocato served as a scout for the United Scouting Combine.

Born October 31, 1929, C.O. and his wife Lucy have one daughter, Becky. The family resides in Arlington, Texas.

GLENN CUMBEE



College Scout

7th NFL Season, 7th with Oilers

Born: September 2, 1948

The man responsible for scouting the southeast and midwest regions for Houston is seventh-year Oiler scout Glenn Cumbee.

As a collegian, Cumbee attended Baptist College and the University of South Carolina. He then embarked on a successful high school coaching career in South Carolina, first serving as Head Coach at Paul Knox High School in North Augusta (1970-71) before moving to Ridge Spring-Monetta High School from 1972-73. In 1974, Cumbee began a stint as Defensive Coordinator at Newberry (S.C.) College, remaining there until 1978. He coached the linebackers at East Tennessee State in 1979 before entering private business for two years. In 1982, Cumbee joined the National Scouting Combine before accepting his current position with the Oilers.

Born September 2, 1948, Glenn and his wife Susan have a daughter, Meredith, (6/25/79), and reside in Newberry, South Carolina.

DUB FESPERMAN



College Scout

12th NFL Season, 12th with Oilers

Born: December 21, 1933

The responsibilities of scouting the east coast for the Oilers belongs to Dub Fesperman. The 58-year-old Fesperman joined the Oilers in 1981 after a successful college coaching and scouting career.

A graduate of Duke University where he played both football and baseball, Fesperman began his career as a coach in the North Carolina school system from 1957-1960. After that, he accepted a position as Defensive Line Coach at Wake Forest, spending three years working for the Demon Deacons. From 1964-66, Fesperman served in the same capacity at Tulane (Asst. Head Coach in '66) before joining Bobby Dodd's staff at Georgia Tech (1967-68.). In 1969, Fesperman became the Defensive Coordinator at Massachusetts before accepting a similar post at Dartmouth (1972-74). Fesperman joined the CEPO Scouting Combine in 1975 (later merged with United States Scouting Service) before coming to the Oilers.

Born December 21, 1933, Dub and his wife Marie have two grown daughters, Anne and Sandra. The family resides in Winston-Salem, North Carolina.

ADMINISTRATIVE STAFF



STEVE UNDERWOOD General Counsel

This past March 6, Steve Underwood joined the Oilers in the newly-created position of General Counsel. In his new post, Underwood will handle a myriad of legal functions including involvement in player contracts, promotional and corporate contracts, and litigation. He will also serve as General Counsel for KSA Industries which is K.S. Adams Jr.'s private holding company.

Prior to joining the Oilers, Underwood had been an attorney for the Houston firm of Caldwell and Hurst since 1977. For his entire tenure there, Underwood served as the Oilers' primary counsel. Caldwell and Hurst had handled the Oilers' legal affairs since the team's 1960 inception. While at Caldwell and Hurst, Underwood was also very involved with legal issues in the fields of oil and gas, credit unions, and automobile dealerships.

From 1981-85, Underwood also served as a part-time business law/real estate instructor at San Jacinto Junior College. He also worked in that same capacity at Baytown's Lee College from 1980-81. Underwood is a member of the Houston Bar Association, is a licensed attorney in the U.S. Federal Court system, and is a member of the Entertainment and Sports Law Section of the State Bar of Texas. He has also been a frequent lecturer on sports law. Underwood was issued a special citation in 1990 by a student society at Texas Southern University's College of Law for his "educational contribution to the college."

A native of Baytown, Texas, Underwood received his B.S. degree from the University of Texas and his law degree from the University of Houston. From 1974-76, while a law student at UH, he was a legislative aide in the Texas State Legislature.

Steve has three children including daughters Christy (4/6/74) and Melissa (1/11/79), and son Dennis (12/12/91). Steve and his wife Frances reside in Rosharon, Texas.



DON MacLACHLAN Vice President/Marketing and Broadcasting

On February 1, 1991, the Oilers named Don MacLachlan as the team's Vice President/Marketing and Broadcasting. MacLachlan joined the Oilers from Northwestern University where he served as Associate Athletic Director for Public Affairs.

In his present position, MacLachlan is responsible for overseeing the daily operations of the Oilers' marketing, broadcasting, ticket office, and public relations departments as well as overseeing all aspects of game day operations and presentation at Oiler home games. In addition to working closely in continuing the Oilers' marketing efforts, MacLachlan is also very involved as a primary liaison between the Oilers and KTRH (radio contact) and Raycom (pre-season TV, weekly show).

At Northwestern, MacLachlan was responsible for coordinating and negotiating all radio and TV contracts, preparing sales proposals while securing corporate sponsorships, coordinating game management, preparing revenue projections, and developing the Wildcats' marketing plan.

Prior to his promotion to Associate Athletic Director in 1988, MacLachlan served from 1985-88 as NU's Assistant Athletic Director. In that role, he supervised Northwestern's ticket office, sports informa-

tion office, and sales and promotions. From 1981-85, MacLachlan was the Wildcats' Athletic Ticket Manager, handling all phases of the school's ticket operations including distribution, advertising, sales, accounting, and printing. He joined Northwestern in 1978 as their Assistant Sports Information Director and also assumed the duties of Head Men's Golf Coach the following year.

The 36-year-old MacLachlan is a native of Bloomfield Hills, Michigan and is a graduate of the University of Michigan. He and his wife Kathy have one daughter, Shannon (3/12/89). The family resides in Sugar Land, Texas.



LEWIS MANGUM

Director of Business Operations

In February of 1989, Lewis Mangum returned to the Oilers with the title of Executive Administrator. On March 26, 1990, he was named Director of Business Operations. In that position, Mangum is responsible for training camp, team travel, company purchasing, day-to-day administration of Sky Box Management, and serves as a liaison with the Houston Sports Association (HSA).

The 55-year-old Mangum previously had over 23 years of experience working for the Oilers and also for Owner K.S. "Bud" Adams, Jr.'s Ada Oil Company. From 1961-65, Mangum was an Accounting Supervisor for Ada before moving over to the Oilers in '66. While serving as Business Manager, he left the Oilers in 1983 after having also served the club as an accountant, controller, and Director of Ticket Operations.

From 1983-85, Mangum was the Director of Operations for the Houston Gamblers of the United States Football League. After working for the Gamblers, he joined the Greater Houston Orthopedic Center as Manager of Business Affairs, a position he held until rejoining the Oilers.

Mangum, a native of Kosciusko, Mississippi, attended the University of Mississippi before graduating from the University of Houston. Lewis and his wife LaVerne have twin daughters, Lucy and Laura, and a son, Larry.



GENE PEIRCE

Controller

On July 1, 1991, J.E. "Gene" Peirce was named as the Oilers' Controller. In that role, Peirce is responsible for the Oilers' accounting functions and maintaining a proper system of internal controls. Additionally, he is responsible for the supervision of the club's accounting personnel.

The 48-year-old Peirce is not new to the Oilers. From 1978-81, he served as Vice-President/Finance and Chief Financial Officer for KSA Industries (Oilers' parent company) while also being on the team's Board of Directors. Prior to rejoining the Oilers, Peirce was the Comptroller for Northern Harris/Montgomery County Community College (1988-91).

From 1987-88, he held the position of Chief Financial Officer for Eddy Potash, a mining operation in Carlsbad, New Mexico.

In 1984, Peirce joined Brock Exploration Corporation in New Orleans as their Chief Financial Officer. From 1981-84, he was Corporate Controller for Damson Oil Corporation in Houston. Peirce was the Treasurer for Houston's Thomson Industries, Ltd. from 1977-78, and was the Director of Corporate Accounting for Houston's International Systems and Controls Corporation from 1975-77. From 1973-75, Peirce served as an audit manager for Grant Thornton in Albuquerque, New Mexico after beginning his career on the audit staff of Ernst and Young in Columbus, Ohio.

A registered CPA, Peirce is a graduate of Allegheny College and

holds a master's degree in accounting from Kansas State. A native of Meadville, Pennsylvania, Gene and his wife Linda reside in Spring, Texas with their three daughters, Kimberly (5/16/73), Kelly (2/13/75), and Kari (3/4/77).



MARILAN LOGAN **Director of Accounting Services**

Marilan Logan serves as the Oilers' Director of Accounting Services and reports directly to the Controller. She was previously the Controller for KSA Industries (the Oilers' parent company) from 1978-84, and also worked in various accounting capacities for the Oilers from 1982-90.

Prior to joining the Oilers, Logan was in the cost accounting department for Reed Tool Company.

Marilan and her husband Ricky reside in Houston with their three children, Sandy (5/31/70), Jeff (9/10/75), and Roy (12/11/80).



CHIP NAMIAS **Director of Media Services**

Chip Namias is currently in his seventh season as Director of Media Services for the Oilers. Namias joined the Oilers following four years of affiliation with the Miami Dolphins including the last three as Director of Publicity. During Namias' tenure in Miami, he was responsible for coordinating all publicity aspects for the Dolphins, including the handling of the team's P.R. affairs in Super Bowls XVII and XIX.

Prior to his stint with the Dolphins, Namias worked for six years as a public relations director with three North American Soccer League teams. From 1977-79, he worked for the Memphis Rogues before moving to the Tulsa Roughnecks for the 1980 season, and then on to the Ft. Lauderdale Strikers in 1981 before joining the Dolphins.

With the Oilers, Namias is responsible for coordinating all media coverage and publicity for the team. Namias is the liaison between the local/national media and the Oiler players and coaches. He also writes the team's press releases, compiles all statistics, and works in conjunction with the TV networks in the televising of Oiler games. In addition, he has served as Chairman of the NFL Public Relations Directors' Media Services Committee for the past seven years.

A native of New York City, Namias grew up in Memphis, Tenn. and Woodbridge, Conn. A graduate of the University of Florida with a degree in public relations, Namias served as an intern in the Gators' sports information department. He is single and resides in Houston.



MIKE MULLIS **Director of Ticket Administration and Services**

Mike Mullis joined the Oilers' organization in June, 1987 as the team's Ticket Manager. In March, 1990, he assumed his current title of Director of Ticket Administration and Services. In that position, he is responsible for overseeing season and single game ticket sales. Additionally, he supervises the Oilers' telemarketing efforts and the team gift shop.

Mullis came to the Oilers from the University of Houston where he had worked since 1976. From 1976-84, he served as the Cougars' Ticket Manager before being promoted to Assistant Athletic Director/Business Affairs. In December, 1986, Mullis assumed the position of Assistant A.D./Ticket Promotions and

Operations at UH before being hired by the Oilers. From 1972-75, Mullis served as the Ticket Manager for the Houston Aeros of the World Hockey Association.

A Houston native (Lamar High School) and a graduate of the University of Houston, Mike and his wife Joella live in Missouri City, Texas with sons Michael (2/7/75) and Matthew (2/20/84).



RALPH STOLARSKI **Assistant Ticket Manager**

Ralph Stolarski came to the Oilers in June, 1987 to serve in the capacity of Assistant Ticket Manager. He assists Mike Mullis in the day-to-day operation of the ticket office. In addition, Stolarski helps to sell and service Sky Boxes and Columbia Suites in the Astrodome.

Prior to his hiring by the Oilers, Stolarski was from 1980-87 the Assistant Ticket Manager for the Houston Livestock Show and Rodeo, annually one of the biggest events in the Houston area. For ten years, he worked for the Houston Sports Association, serving as the Astrodome's Assistant Ticket Manager from 1970-75 before being promoted to Ticket Manager (1976-80). Stolarski also worked part-time in tickets for the Astrodome for five years (1965-70) while working in the industrial safety industry.

A native Houstonian, Ralph and his wife Pat reside in Meadows, Texas.



GRADY SESSUMS **Director of Security**

Grady Sessums, a veteran of 22 years of law enforcement experience, is involved in every phase of security for the Oilers and KSA Industries. Prior to joining the Oilers, Sessums spent 14 years as a member of the Texas Rangers where he attained the rank of Captain in the Department of Public Safety.

Sessums oversees the team's security matters at home and on the road as well as at training camp. He works closely with local, state, and national law enforcement agencies in his current position.

Retired from active service with the Texas Rangers, Sessums holds an instructor's certification from the Texas Commission on Law Enforcement Standards and Education. He attended Southwest Texas State Junior College and Sul Ross State University, serving both as a student and instructor in their law enforcement programs.

A past president and current member of the East Texas Peace Officers' Association, Sessums served in the Marine Corps Reserves from 1954-56, and later in the Air Force from 1956-60. He is a member of the Sheriff's Association of Texas and also serves on the Board of Directors of Crime-Stoppers.

Grady and his wife Sandy have two grown children, Steve and Jana, and reside in Cypress, Texas.



WILLIE ALEXANDER **Director of Player Relations**

Willie Alexander joined the Oilers in May, 1981 as the team's Career Consultant, an innovative program dealing with players' goals during and after their playing career. His position was expanded to Director of Player Relations in July, 1987.

Alexander was a defensive back for the Oilers from 1971-79, participating in 123 of 130 regular season games. He finished his NFL career with 23 interceptions and his 95-

yard touchdown return on a pick-off against Green Bay in 1977 is the second longest in Oilers' history. Alexander was a sixth round draft choice of the Oilers in 1971 after a standout college career at Alcorn A&M.

Alexander has spent the last 19 years in the insurance/financial planning industry in Houston and is also an employee benefits consultant. In his position with the Oilers, he counsels players concerning their outside opportunities for employment in the Houston area. In addition, he encourages players to complete their degree requirements and offers general assistance in adjusting to the NFL and the Houston community.

Alexander is currently President of the Houston Ronald McDonald House after previously serving on its Board of Directors. In addition, he is on the Board of Directors for the Houston Business Council, the United Negro College Fund, and Riverside General Hospital. Willie and his wife Carolyn reside in Houston with their children Michael (5/20/78) and Alexis (3/22/80).



GREGG WILLIAMS

Quality Control Coordinator

In 1992, Gregg Williams enters his third season in the position of Quality Control Coordinator for the Oilers. In that role, he is responsible for "breaking down" film of Oiler opponents and compiling coaching reports on their offensive/defensive tendencies. Williams' additional responsibilities include assisting Pat Thomas in coaching the defensive backs, setting up the "scout" teams for Oiler practice sessions, and helping the defensive coaching staff on game day.

Prior to joining the Oilers, the 34-year-old Williams spent the 1988-89 seasons as a graduate assistant (worked with linebackers) for current Oiler Head Coach Jack Pardee at the University of Houston. From 1984-87, he was the Head Coach at Belton (Mo.) High School after spending the 1980-83 campaigns as an assistant coach at Excelsior Springs (Mo.) High School.

A native of Excelsior Springs, Missouri, Williams played football (quarterback) and baseball at Northeast Missouri State where he received his B.S. degree. He later earned his master's in education from Central Missouri State. Gregg and his wife Leigh Ann (8/5/78) have two sons Blake (12/30/84) and Chase (10/16/91), and a daughter Amy (3/12/90). The family resides in Katy, Texas.



STEVE REESE

Director of Computer Services

Steve Reese serves as the Director of Computer Services for the Oilers in addition to serving in a similar role for KSA Industries, the Oilers' parent company. In his role with the Oilers, he is responsible for managing the organization's state-of-the-art computer and telecommunication systems as well as systems planning, analysis, design, and implementation. Additionally, Reese's responsibilities include consulting with other KSA affiliates in the automotive, travel, and ranch-

ing industries.

Prior to joining KSA and the Oilers, the 31-year old Reese was a Senior Consultant at Arthur Andersen and Company where he worked in the real estate, environmental, and health care industries. He was a founding member of the Business Systems Consulting Practice in Andersen's Detroit office which provides consulting services to high-growth companies.

A native of Detroit, Reese ran track at Saginaw Valley State College where he earned All-America honors. He earned his BBA from the University of Houston. Steve and his wife Darleen (5/1/81) reside in Katy, Texas with sons Steven (9/8/87) and Matthew (12/24/88).

TEAM STAFF



BRAD BROWN Head Trainer

In 1992, Brad Brown enters his sixth season as the Head Trainer for the Oilers. He came to Houston from his former position as Assistant Trainer for the Denver Broncos where he served from 1985 until joining the Oilers. Brown was a member of the Broncos' training staff when the team captured the AFC championship and advanced to Super Bowl XXI against the Giants.

Prior to his appointment in Denver, Brown was the Head Trainer at Fort Hays (Kan.) State University from 1978-85 while also serving as an instructor in the school's Health and Physical Education department. He had been a graduate assistant for the Tigers from 1977-78 after working as a student trainer there from 1974-77. In addition, Brown was employed as a student trainer for the Kansas City Chiefs during their 1975-76 training camps.

A native of Quinter, Kansas, Brown is certified by the National Athletic Trainers Association. He holds both a B.S. and master's degree from Fort Hays. Brad and his wife Kristi have two sons, Kyle (8/16/79) and Joel (7/21/82).



DON MOSELEY Assistant Trainer

Don Moseley joined the Oilers in May, 1987 and serves as the club's assistant trainer. Prior to his arrival in Houston, he had been the Head Trainer at Cameron University in Lawton, Oklahoma since 1985.

Before his stint at Cameron, Moseley was the Head Trainer at Central High School in San Angelo, Texas from 1980-85. Moseley held the same position at Cholla High School in Tucson, Arizona (1979-80) and

was also a student trainer at Oklahoma from 1976-77. He is certified by the NATA.

Moseley, who served as an assistant in the Oilers' 1986 training camp, has a B.S. from Oklahoma and a master's degree from Arizona. Don and his wife Kim (6/15/91) reside in Missouri City, Texas.



GORDON BATTY Equipment Manager

Gordon Batty joined the Oilers' staff as the teams Equipment Manager in June, 1981. A native of Montreal, Batty worked his way onto the staff of the Montreal Alouettes of the Canadian Football League, starting as a ball boy for the team in 1973.

In 1979, Batty was elevated to Equipment Manager of the Alouettes, and served in that position until joining the Oilers in '81. His brother, Greg, worked with him with the

Alouettes and is now the Equipment Manager for the World League's Montreal Machine.

Batty orders all equipment and playing gear for the football team as well as maintaining that equipment throughout the season. He and his wife Joanne reside in Sugar Land, Texas with their daughter Chelsea (8/30/91).



KEN SPARACINO **Video Tape Coordinator**

A native of Houston, Ken Sparacino became a full time member of the Oilers' organization in March, 1986 as the team's Video Tape Coordinator. His responsibilities include the handling of all taping and production for the Oilers' organization.

Sparacino attended Waltrip High School in Houston, and Stephen F. Austin State University. He worked part-time for the Oilers from 1983-85 in film production and cinematography.

He and his wife Marilyn reside in Houston with son Bobby (6/26/70) and daughter Angela (10/13/72).

1992-93 KEY DATES

July 15	Rookies and Free Agents Report to Training Camp, San Antonio
July 16	First Rookie and Free Agent Workout
July 19	Veterans Report to Training Camp, San Antonio
July 20	First Full Squad Workout
July 25	Pre-Season Scrimmage vs. Dallas Cowboys, Alamo Stadium, San Antonio
July 26	Pre-Season Scrimmage vs. Dallas Cowboys, Burger Center, Austin
July 28	Depart for Tokyo for American Bowl
July 30-31	Joint Practice Sessions with Dallas Cowboys, Tokyo
August 2	Oilers vs. Dallas Cowboys, Tokyo Dome
August 7-9	First Pre-Season Weekend
August 14	Oilers Break Camp, Return to Houston (tentative)
August 25	NFL Roster Cut-Down to 60 Players
August 31	NFL Roster Cut-Down to 47 Players
September 6-7	NFL Regular Season Opens
October 13	Trading Deadline
December 25	Deadline for Waiver Requests
December 26-28	NFL Regular Season Closes
January 2-3	AFC and NFC First Round Playoff Games
January 9-10	AFC and NFC Divisional Playoff Games
January 17	AFC and NFC Conference Championship Games
January 31	Super Bowl XXVII, Rose Bowl, Pasadena
February 7	AFC-NFC Pro Bowl, Aloha Stadium, Honolulu
March 14-19	NFL Annual Meetings, Palm Springs



STAFF PHOTOS



Alex Arizpe
Oiler Dancers Choreog.



Joyce Bailey
Administrative Asst. to GM



Tom Bakken
Equipment Intern



Bill Baptist
Team Photographer



Linda McCue Bell
Sec./Owner-President



Carol Bock
Accounting Services



Dr. Thomas Cain
Team Physician



Jim Carson
Gift Shop Coordinator



Cindy Dannenbaum
Sec./Owner President



Joe Dugger
Equipment Assistant



Dr. Robert Fain, Sr.
Team Physician



Dr. Robert Fain, Jr.
Team Physician



Paul Grabowski
Asst. Dir. of Bus. Operations



Lynda Greer
Sec./Coaching



Shelley Grover
Sec./Exec. V.P. Finance



Stan Hanus
Ticket Office



Eric Kettelhodt
Marketing Intern



Bill Lackey
Equipment Assistant



Diane Lacy
Receptionist



Joyce Linhart
Ticket Office



Joe Malota
Video Assistant



Jorene Martin
Sec./General Counsel



Brenda Merrill
Sec./Exec. V.P.-Admin.



Charlotte Mitchell
Sec./Asst. GM & Scouting



Dr. Joseph Morgan
Team Dentist



Paul Noska
Equipment Assistant



Kim Percival
Sec./VP Mktg. & Broad.



Pam Price

Sec. Exec. Asst. to Pres.



Lois Royster

Sec./Dir. of Tkt. Admin. & Ser.



Wilma Rugeley

Sec./Owner-President



Bob Schranz

Media Services Intern



Eric Slocumb

Office Services Coordinator



Myrna Santos-Smith

Dir. of Oiler Dancers



Stuart Spears

Mktg./Broad. Asst.



Marcella Vaughan

Sec./Dir. Media Services



Bill Wainwright

Asst. Tkt. Admin. & Ser.

OILERS™



**MEET THE
1992 OILERS**

JEFF ALM

Def. Tackle

76

Height.....6-6
Weight.....269
Born.....3/31/68
College.....Notre Dame
How Acq......D2, 1990
NFL.....3rd Year



1991: Slowed early in season by knee injury, continued to gain valuable experience in second NFL campaign...Primary playing time came at defensive tackle and on special teams...For season, appeared in 12 games with one start and had six solos and three assists plus a sack and a pass defended...Suffered partial posterior cruciate tear in scrimmage against Dallas (7/25) and underwent arthroscope (7/30)...Was placed on injured reserved (8/30) and missed the season's first four games before being activated (9/25)...Got first full sack of career (Ken O'Brien) in 23-20 victory over Jets (10/13)...Made first start of NFL career at RDT in place of Doug Smith (thigh) as Oilers limited Dallas to 50 yards rushing in 26-23 OT win (11/10)...In 17-14 edging of Browns (12/15), filled in for Ray Childress at LDT after Childress suffered rib/back injury...Saw action in both playoff games with all four post-season tackles coming in 17-10 first round triumph over Jets (12/29)...Was inserted in that game following rib injury to Smith.

PRO: Continues to improve, is good player who combines size, quickness, and mobility...**1990:** As a rookie, saw action in all 16 games and ended up with nine total tackles (6, 3), a half sack, and a pass defended...Got first significant playing time in 23-10 win over New Orleans (10/21) and recorded first two solos of career...In 17-13 loss to Rams (11/4), notched pair of tackles and shared sack with William Fuller...With Doug Smith sidelined due to back injury, alternated at RDT with Ezra Johnson in weeks 11-12 against Buffalo and Seattle...Saw limited action in playoff loss at Cincinnati (1/6/91)...Drafted by Oilers in second round (41st overall) in 1990.

COLLEGE: Enjoyed four-year career at Notre Dame that included appearances in three bowl games...Career statistics included 61 solos and 72 assists for 133 total tackles, plus four interceptions, three forced fumbles, one fumble recovery, nine passes defended, and one QB sack...In **senior** season, contributed career highs in solos (30), assists (44), and pass break-ups (6)...Earned Second Team All-America honors from Associated Press, Football News, and Gannett...Was invited to play in Japan Bowl and notched three QB sacks...Top tackle game of '89 was 12 versus Michigan State...Had only TD of college career, returning interception 16 yards in 40-7 triumph over Purdue...Made nine tackles as Notre Dame held Stanford to 42 yards rushing in 27-17 victory, then closed out career with seven tackles in Orange Bowl win over Colorado...Earned starting job at right defensive tackle as a **junior**, compiling 50 tackles (28, 22), three interceptions (tied for team lead), two forced fumbles, and a fumble recovery...Had clutch pick-off in 27-10 besting of Southern Cal...Started in Fiesta Bowl triumph over West Virginia that gave Notre Dame eighth national championship...As a **sophomore**, appeared in nine games as a reserve and had five tackles (2, 3) including two against Miami...Played in Cotton Bowl loss to Texas A&M...In **freshman** campaign, saw action in eight games as defensive lineman and outside linebacker with four total hits (1, 3)...Missed three games due to pinched nerve in neck...Holds B.A. in marketing.

PERSONAL: Single, splits off-season between Houston and Orland Park, Illinois...Hobby is playing golf...Has brother Lance who plays for Western Kentucky....Lists favorite movie as "Scarface" and favorite TV show as "Cheers"...Enjoys listening to James Taylor...Attended Carl Sandburg High School in Orland Park, lettering in football, basketball, and track....Earned All-America and All-State honors as defensive lineman...In sophomore year, basketball team was undefeated...Full name is Jeffrey Lawrence Alm, born March 31, 1968 in New York City.

NFL STATISTICS

YEAR	TEAM	G-S	TACK.	ASST.	TOTAL	FUM.		QB SACK
						REC.	FOR.	
1990	Houston	16-0	6	3	9	0	0	5
1991	Houston	12-1	6	3	9	0	0	1
2-YEAR TOTALS		28-1	12	6	18	0	0	1.5
PLAYOFFS		3-0	3	1	4	0	0	0

ADDITIONAL STATS

Passes Defensed: 1 in 1990, 1 in 1991 for total of 2

BILLY BELL

Cornerback



20

Height5-10
Weight172
Born1/16/61
CollegeLamar
How Acq.FA, 1992
NFL3rd Year



1991: Signed by the Oilers this past May 19 as a free agent...Spent last season with Kansas City Chiefs (signed 5/5)...Played in eight games with one start as cornerback and special teamer...Finished with nine solos and three assists for 12 total tackles...Also added an interception, two passes defensed, and three special teams solos...Got only NFL start (at LCB) in 17-7 Monday night loss at Houston (9/16)...Notched first NFL interception in 42-7 win over Miami (10/13) off Scott Secules pass...Was placed on injured reserve (11/16) due to hand injury and remained there for rest of season before being waived off IR.

PRO: Has good coverage skills and is solid special teamer...Previously played for Oilers in 1989...**1990:** Did not play in NFL...**1989:** Signed with Oilers as free agent (5/4)...Following training camp, was placed on developmental squad (9/8) and remained there for season's first eight games...Was activated (11/4) for three games before being placed on developmental squad again for weeks #12-13, then returned to active roster...Overall, played in four games, primarily on special teams...Contributed three solos plus a special teams tackle...In 20-17 win over Tampa Bay (12/10), recovered Chris Mohr punt that was blocked by Johnny Meads that led to Oiler FG...Notched all three defensive tackles in Houston's blowout loss at Cincinnati (12/17)...Appeared in playoff loss to Pittsburgh and had one special teams hit.

COLLEGE: Played at Lamar and was a three-year starter at cornerback...Totaled 202 tackles (135, 67), four interceptions, 28 passes defensed, four forced fumbles, and two fumble recoveries...In **senior** season, contributed career-best 77 tackles (53, 24) with pair of interceptions, 13 pass break-ups, and three forced fumbles...Also returned

11 punts for 85 yards (7.7 avg.)...Earned Honorable Mention All-Southland Conference honors...As a **junior**, had 54 total hits (40, 14), one pick-off, and ten passes defended while also returning 25 punts for 158 yards (6.3 avg.)...**Sophomore** totals included 71 tackles (42, 29), an interception, and five passes defended...Was limited to special teams play without any tackles as a **freshman**...Majored in physical education.

PERSONAL: Has son Billy Jr. (11/9/89) and resides in Houston...Has served as consultant in career resources program...Spends considerable time helping the homeless...Hobbies include playing racquetball, basketball, and baseball...Lists favorite movies as "Harlem Nights" and "Coming to America," favorite TV shows as "The Cosby Show" and "A Different World," and favorite books as "Old Yeller" and Martin Luther King Jr.'s "I Have a Dream"...Enjoys listening to Maze and Luther Vandross...Attended Dayton (Tex.) High School, lettering in football, track, baseball, and basketball...Full name is Billy Ray Bell, born January 16, 1961 in Dayton, Texas.

NFL STATISTICS

YEAR	TEAM	G-S	TACK.	ASST.	TOTAL	INT.	YDS.
1989	Houston	4-0	4	0	4	0	0
1990			DID NOT PLAY				
1991	Kansas City	8-1	12	3	15	1	4
2-YEAR TOTALS		12-1	16	3	19	1	4
PLAYOFFS		1-0	1	0	1	0	0

GARY BROWN

Running Back

33

Height.....5-11
 Weight.....224
 Born.....7/1/69
 College.....Penn State
 How Acq.....D8, 1991
 NFL.....2nd Year



1991: Lower round draft choice who impressed coaches in training camp to secure roster spot...Was the team's leading rusher in pre-season with 26 carries for 124 yards (4.8 avg.)...During regular season, played in 11 games as reserve running back and special teamer...Carried only eight times but averaged 10.6 yards per attempt (85 yds.) with one TD...Also caught two passes, returned three kickoffs for 30 yards, and had an ST tackle...Best game of season came in season-opening 47-17 besting of Raiders (9/1) with five carries for 60 yards...Had 39-yard TD run in that contest that was longest by an Oiler all season and longest since Allen Pinkett's 60-yarder versus Bears in 1989 (10/15)...Was on two-man inactive list for weeks #2-4 due to hamstring injury...In mop-up duty in 35-3 rout of Bengals (10/27), rushed three times for 25 yards and caught a pass for four more...Played in both post-season games but did not accumulate any statistics...Drafted by Oilers in eighth round (214th overall) in 1991.

COLLEGE: Saw action at both running back and safety during career at Penn State...Three-year totals at RB included 260 carries for 1321 yards (5.1 avg.) and 11 TDs...Also caught 24 passes for 264 yards (11.0 avg.) and one score, and had 38 kickoff returns for 920 yards (24.2 avg., long 95)...Totals as DB (all as junior except 3 tack-

les) showed 24 solos and 13 assists for 37 total hits, two fumble recoveries, a sack, and four passes defended...Returned to tailback during spring drills prior to **senior** season...Rushed 82 times for 359 yards (2nd on team, 4.4 avg.) and two scores while catching ten balls for 93 yards...Also returned eight kickoffs for 344 yards and 43.0 average and led the nation in that category prior to injury...Was selected to play in Senior Bowl...Missed four games due to severe toe injuries incurred against Boston College...Enjoyed top game of season with 105 yards on 16 carries (1 TD) in 48-10 win over Temple...Broke 23-year-old school record with 205 yards on five kickoff returns including 95-yarder versus Texas...Moved from tailback to strong safety during spring practice before **junior** year and ended up sharing starting job (4 starts)...In only full-time season as defensive player, contributed 34 tackles (21, 13)...Had season-high eight tackles in 17-0 whitewash of Rutgers, then had six stops and only sack of career in victory over Temple...Against Brigham Young, stole ball from QB Ty Detmer and ran 53 yards for game-winning TD in Holiday Bowl...As a **sophomore**, shared starting tailback job with Leroy Thompson and Sean Redman due to injury to Blair Thomas...Led team with 689 yards on 136 totes (5.1 avg.) and six TDs while also catching 11 balls for 152 yards (13.8 avg.) and one score...Returned 22 kickoffs for 427 yards (19.4 avg.) plus a tackle and two fumble recoveries...Scored three TDs (2 rush, 1 rec.) in 41-14 win over Virginia...Ran for 102 yards on 17 attempts (1 TD) in win over Maryland... Backed up Thomas as a **freshman**, gaining 273 yards on 42 tries (6.5 avg.)...First career TD came on 36-yard run against Cincinnati...Ran for 94 yards on just five carries including 80-yarder against Syracuse...Started for injured Thomas in Citrus Bowl versus Clemson and ran for 51 yards...Majored in rehabilitation education.

PERSONAL: Single, spends off-season in Williamsport, Pennsylvania...Spent off-season working towards degree...Hobby is reading...Lists favorite movie as "Scarface," favorite TV show as, "The Odd Couple," and favorite book as Tony Dorsett's "Runnin' Tough"...Enjoys listening to Run DMC... Attended Williamsport Area (Pa.) High School, lettering in football and track...Was Pennsylvania's High School Player of the Year in 1986...In H.S. career, gained 4111 yards and scored 74 touchdowns...Was member of state championship 400-meter relay team...Full name is Gary Leroy Brown, born July 1, 1969 in Williamsport, Pennsylvania.

NFL STATISTICS

YEAR	TEAM	G-S	RUSHING					RECEIVING				
			NO.	YDS.	AVG.	LG	TD	NO.	YDS.	AVG.	LG	TD
1991	Houston	11-0	8	85	10.6	39t	1	2	1	.5	4	0
PLAYOFFS		2-0	0	0	0	0	0	0	0	0	0	0

ADDITIONAL STATS

Tackles: 1-0-1 in 1991

Kickoff Returns: 3 for 30 yds., 10.0 avg., long 16 in 1991

CODY CARLSON

Quarterback

14

Height6-3
 Weight202
 Born11/5/63
 CollegeBaylor
 How Acq.D3, 1987
 NFL6th Year



1991: For fifth time in five NFL seasons, served as backup to starter Warren Moon...Appeared in fewest games since rookie year of 1987, seeing action in just three contests...Played only in mop-up duty against Raiders (9/1), Bengals (10/27), and Steelers (12/8)...Completed seven of 12 passes (58.3%) for 114 yards, one TD, and no interceptions...In 47-17 regular season opening win over Raiders, connected on two of three throws for 18 yards while leading team to final touchdown...Got most extensive action in 35-3 rout of Cincinnati, completing four of seven tosses for 92 yards including career-long 68-yard TD pass to WR Tony Jones (previous long was 53 yds. vs. Steelers 12/30/90)...Suited up but did not play in either playoff game.

PRO: Possesses strong arm and outstanding leadership ability...Is 4-2 as a regular season starter...**1990:** Appeared in six games with one start, completing 37 of 55 passes (career-best 67.3%) for 383 yards, four TDs, and two interceptions (96.3 efficiency rating)...Also rushed 11 times for 52 yards...Played only once in season's first five games and did not attempt a pass until October 14 in 48-17 win over Bengals...Entered game early in third quarter in 58-14 blowout of Cleveland (12/9) and connected on 11 of 13 throws for 92 yards and one score...Had career-long runs of 16 and 12 yards in that game while going over 1000 career passing yards...Following Moon's thumb dislocation, played final series in 40-20 loss at Cincinnati (12/23)...Started regular season finale versus Steelers (12/30) in game Oilers had to win to qualify for playoffs...Completed career-high 22 passes in 29 attempts for 247 yards (2nd best ever) and personal best three TDs while also rushing for best-ever 27 yards in 34-14 Houston triumph...Earned NFL Player of the Week and AFC Offensive Player of the Week honors...Following that performance, became nationally known as "Commander Cody"...With Moon still sidelined, also started 41-14 playoff loss at Cincinnati (1/6/91), completing 16 of 33 passes for 165 yards, two TDs, and one pick-off...**1989:** Made just six appearances, all in mop-up duty for Moon...Completed 15 of 31 passes (48.4) for 155 yards, no TDs, and one interception (49.8 rating)...Played final 1 1/2 quarters in 61-7 loss at Cincinnati (12/17) and had season bests in attempts (14), completions (7), and yards (85)...In that game, led team on 79-yard march for only TD and had season-high 23-yard completion to WR Ernest Givins...Suited up but did not play in Pittsburgh playoff loss...**1988:** Appeared in six games with five starts, all after Moon suffered fractured shoulder blade in third quarter of season-opener at Indianapolis (9/4)...For season, completed 52 of 112 passes (46.4) for 775 yards, four TDs, and six interceptions (59.2 QB rating)...Also rushed 12 times for 36 yards and one TD...In that Colts' game, got first NFL playing time replacing Moon with score tied 14-14...Completed three of six passes for 59 yards including clutch 21-yarder to WR Drew Hill that set up Tony Zendejas' winning 35-yard FG in OT...Got first start versus Raiders (9/11) and led Houston to 38-35 win, connecting on season-best 21 passes on 34 attempts (61.8) for 276 yards, two TDs, and one pick-off...First NFL TD pass was 16-yarder to Hill (also had 12-yarder to WR Ernest Givins)...In that game, led team on winning 79-yard drive with 2:59 to play, completing six of nine throws including clutch fourth-and-ten

toss to Givins...In leading Oilers to 31-6 win over New England (9/25), was good on eight of 17 passes for 166 yards, two scores, and two interceptions...Got first NFL rushing TD (1 yd.) in loss at Philadelphia (10/2)...In following game versus Kansas City, suffered chip fracture and dislocation of throwing thumb in first quarter after hitting hand on K.C. player's helmet while following through on passing motion...Although was not placed on injured reserve, thumb was placed in cast and remained on two-man inactive list until season's last regular season game...Dressed for both playoff games but did not see any action...**1987:** Did not see any action as a rookie...Suited up for first two games of season as back-up to Warren Moon, but lost that status to Brent Pease following players' strike...Also was in uniform for two other games when Oilers dressed three QBs due to shoulder injury to Moon...Drafted by Oilers in third round (64th overall) in 1987.

COLLEGE: Had record-setting four-year career at Baylor...Was Bears' captain for three seasons...Owns every Baylor career passing record including marks for passing attempts (705), completions (366), yards (5411), touchdowns (33), and total offense (5835)...In Southwest Conference history, ranked fifth in total offense, sixth in yards passing, and seventh in completions...Rotated playing time in first three seasons with Tom Muecke in Bears' famed "Quarterback Shuffle"...Capped career by winning SWC's American Spirit Award, symbolic of "utmost in scholarship, sportsmanship, leadership, and football skills"...As a **senior**, was named Dallas Times Herald Southwest Conference Offensive Player of the Year and was also nominated for Davey O'Brien Award which annually goes to nation's top quarterback...Was also Academic All-SWC pick...In 1986, also earned First Team All-SWC and Honorable Mention All-America honors, completing career-best 157 passes in 287 throws (54.7) for Baylor record 2284 yards (eclipsed former Oiler Don Trull's 2157), ten TDs, and 14 interceptions...2640 yards total offense led SWC and was fourth best mark in conference annals (264.0 per game average was third in nation)...Also finished second on team's rushing chart with 356 yards...Earned SWC Player of the Week honors against TCU, completing 16 of 25 passes for 312 yards and three TDs...Led Bears to 21-9 triumph over Colorado in Bluebonnet Bowl...As a **junior**, completed 61 of 127 passes for 844 yards while rushing for additional 127 yards...Captured MVP honors in 21-7 win over LSU in Liberty Bowl...Missed three **sophomore** games with groin injury, finishing with 50 completions in 111 throws for 666 yards, six TDs, and six pick-offs...As a **freshman**, led the conference in passing efficiency with a 144.1 mark, completing 98 of 180 passes (54.4) for 1617 yards, 12 touchdowns, and eight interceptions...Was named Dallas Morning News First Team All-SWC as well as being hailed SWC Offensive Newcomer of the Year...Started for Bears in Bluebonnet Bowl...Due to knee injury, was redshirted in 1982 as incoming freshman...Holds B.S. in marketing management.

PERSONAL: Married to Barbara (6/20/92), couple splits off-season between San Antonio and Sugar Land, Texas...Considerable charity work includes involvement with Muscular Dystrophy, American Cancer Society, Big Brothers/Big Sisters, and Fellowship of Christian Athletes...Was chairman of Cody Carlson "Field of Dreams" golf tournament which raised money for underprivileged children to attend camp...Hobbies include hunting, fishing, golf, and photography...Lists favorite movie as "Dances with Wolves," favorite TV show as "Northern Exposure," and favorite book as anything by J. Frank Dobie...Attended Churchill High School in San Antonio, lettering in football and baseball...Made most All-State lists in leading team to 31-5 record, two district titles, and pair of berths in state semi-finals...Full name is Matthew Cody Carlson, born November 5, 1963 in Dallas, Texas.

NFL STATISTICS PASSING

YEAR	TEAM	G-S	ATT.	COMP	YDS.	PCT.	TD	INT	LG	TKLD	QB
											RAT.
1987	Houston	0-0	0	0	0	0	0	0	0	0	0
1988	Houston	6-5	112	52	775	46.4	4	6	51t	10/72	59.2
1989	Houston	6-0	31	15	155	48.4	0	1	23	2/20	49.8
1990	Houston	6-1	55	37	383	67.3	4	2	53t	3/15	96.3
1991	Houston	3-0	12	7	114	58.3	1	0	68t	1/9	118.1
5-YR. TOTALS		21-6	210	111	1427	52.9	9	9	68t	16/116	70.9
PLAYOFFS		1-1	33	16	165	48.5	2	1	23	1/6	70.9

RUSHING

YEAR	TEAM	ATT.	YDS.	AVG.	LG	TD
1987	Houston	0	0	0	0	0
1988	Houston	12	36	3.0	10	1
1989	Houston	3	-3	-1.0	0	0
1990	Houston	11	52	4.7	16	0
1991	Houston	4	-3	-0.8	0	0
5-YEAR TOTALS		30	82	2.7	16	1
PLAYOFFS		4	22	5.5	12	0

ADDITIONAL STATS

Special Teams>Returns Tackles: 1 in 1988, 1 in 1990 for total of 2

RAY CHILDRESS

Def. Tackle	<h1>79</h1>	
		
Height6-6 Weight272 Born10/20/62 CollegeTexas A&M How Acq.D1a, 1985 NFL8th Year		

1991: Performance again earned ranking as one of NFL's elite defensive linemen...In second season at defensive tackle, earned third Pro Bowl berth and has thus been selected at both DE and DT...Was unable to play in Pro Bowl due to rib/back injury...Honors included NEA First Team All-Pro, College and Pro Football Newsweekly First Team All-Pro, UPI First Team All-AFC, and Pro Football Weekly First Team All-AFC...Also was one of five finalists for NFL Man of the Year...Started 15 games at LDT while serving as Oilers' defensive captain for fourth season...For seventh time in seven pro seasons, paced all Oiler linemen in tackles (4th on team), ending up with 55 solos and 20 assists for 75 total tackles...Led the club in tackles for losses with 16...Ranked third on team in QB sacks with seven and was second in forced fumbles with three while also contributing a fumble recovery and a pass bat-down...Helped Oilers limit opponents to just 96.3 yards rushing per game...Slated to return to DE in camp, but started season at DT following acquisition of Lee Williams...Missed good portion of pre-season after suffering fractured right fibula against Chargers (8/3), but returned for regular season-opening 47-17 beating of Raiders (9/1)...Tied season-best with 11 tackles in 24-20 loss at New England (9/22)...In consecutive wins over Jets (10/13), Dolphins (10/20), and Bengals (10/27), helped defense limit opponents to rushing totals of 43, 57, and 37 yards (lowest since 32 vs. Steelers 10/22/89)...In that Cincinnati game, Oiler "D" allowed just eight first downs, fewest since 1987 (11/15 vs. Pittsburgh)...Had sack and forced fumble as Cowboys managed just 50 yards on ground in 26-23 Oiler OT win (11/10)...In 28-24 clipping of Cleveland the following week,

tied season-high with 11 stops as Browns rushed for only 52 yards on 23 tries...Chipped in with seven tackles, two sacks (8th multi-sack game of career), and a forced fumble to win AFC Defensive Player of the Week accolades in 31-6 win over Pittsburgh (12/8) that clinched AFC Central Division title...Suffered rib and back injury in third quarter of 17-14 victory at Cleveland (12/15) and subsequently missed regular season finale plus playoff win over Jets...Returned to start in playoff loss at Denver (1/4/92) and notched four solos before leaving game in second quarter due to recurrence of injury.

PRO: Possesses good size and quickness, is one of league's best linemen against the run...Was selected in 1989 to Oilers' 30th Anniversary "Dream Team"...**1990:** With Oilers' shift from 3-4 to 4-3 base defense, was converted to defensive tackle...Honors included Pro Bowl selection; First Team All-Pro from PFWA, Sporting News, and College and Pro Football Newsweekly; Second Team All-Pro from AP and The National; Football News First Team All-AFC; and UPI Second Team All-AFC...Started all 16 games at LDT and led linemen in tackles (3rd on team) with 85 (65, 20)...Tied for second on club (with William Fuller) with eight QB sacks (3rd straight season with at least eight sacks)...In 20-9 loss at Pittsburgh (9/16), equalled career-high with 2 1/2 sacks while also recording a safety (Bubby Brister) and notching 500th career tackle...Against 49ers (10/7), had sack of Joe Montana while also getting first game exposure as tight end in short yardage offense...Got season-high 11 tackles in 13-10 loss at Seattle (12/2)...Started playoff loss at Cincinnati (1/6/91) and had four solos...**1989:** Started season's first 14 games before suffering fractured leg and missing final two contests plus playoff match...Started first two games of season at NT in place of injured Doug Smith (knee)...Led linemen with 57 tackles (38, 19) and also had team-high 8 1/2 QB sacks, one fumble recovery, and one forced fumble...Sack total matched career-best and has led or shared team sack lead 1986-89...Earned UPI Second Team All-AFC honors as Oilers finished second in AFC in rushing defense (104.3 per game)...Had multiple-sack game with two in season-opening loss at Minnesota (9/10)...Tied career best by posting 2 1/2 sacks in 35-31 edging of Lions (11/5), then followed that up next week with 1 1/2 QB drops in Monday night 26-24 win over Cincinnati...Suffered fractured fibula of right leg in 20-17 victory over Tampa Bay (12/10)...Was on two-man inactive list for remaining two games plus playoff loss, thus missing first non-strike games of career...**1988:** Started all 16 games at LDE and finished with 60 tackles (45, 15) plus career-best (since tied) 8 1/2 QB sacks (T-team lead, T-8th in AFC), seven fumble recoveries, and one forced fumble...At the time, was most QB drops by an Oiler since Jesse Baker's 11 in 1984...Seven FRs came within two of NFL record of nine set by Minnesota's Don Hultz in 1963...Honors included Pro Bowl, UPI First Team All-AFC, World Almanac Second Team All-Pro, College and Pro Football Newsweekly Second Team All-Pro, and AP Honorable Mention All-Pro...Was major reason why Houston boasted AFC's top rushing defense (99.5 per game)...In season-opening 17-14 OT win at Indianapolis (9/4), earned AFC Defensive Player of the Week honors with six solos, two sacks, and key recovery of Gary Hogeboom fumble on Houston 18-yard line with score tied 14-14...Had first career blocked PAT against Teddy Garcia of New England (9/25)...In 32-23 loss at Philadelphia (10/2), had seven tackles, a forced fumble, a fumble recovery, and a sack in what former Head Coach Jerry Glanville called "his best game ever"...Notched career best (since tied) 2 1/2 sacks in 7-6 squeaker over Chiefs (10/9)...In 41-17 win over Washington (10/30), had team record three fumble recoveries (2 led to TDs)...Against Cleveland (11/7), recovered Bernie Kosar fumble with 61 seconds left in game to preserve 24-17 victory...Started both playoff games and had four tackles and a sack (in loss at Buffalo)...Received offer sheet from Chicago following season, but Oilers matched it...**1987:** Was starter in 13 games with linemen-leading 69 tackles (44, 25), two forced fumbles, and team-best six QB sacks...In season-opening 20-16 win over Rams (9/13), forced an Eric Dickerson fumble

with 2:47 left to play and Oilers ahead by one...Had season-high 11 tackles and a sack versus Colts (11/29)...Started both playoff games and led all DLs with seven tackles plus a sack (vs. Seattle, 1/3/88)...By nationwide balloting, was one of ten finalists for Miller Lite NFL Defensive Lineman of the Year...**1986:** Started all 16 contests, finishing second (behind John Grimsley) on team with 172 total tackles (67 solos, team-leading 105 assists) while also leading team in QB sacks with five...Was named First Team All-Pro by Football News...Had nine games with double figure tackle totals...Had 19 total tackles against Detroit (10/5) and 20 versus the Raiders (10/26)...In season-ending 16-7 victory over Buffalo (12/21), had two sacks for second multi-sack game of career while also sharing field goal block with Mike Golic...**1985:** As a rookie, stepped right into Oilers' starting lineup and finished second on team in tackles with 135 (71, 64) to go along with 4 1/2 QB sacks...Accomplishments earned First Team All-Rookie honors from Pro Football Writers of America and Football Digest, as well as runner-up status to Colts' Duane Bickett as NFLPA Defensive Rookie of the Year...Had seven games with double digit tackles, averaging 10.5 tackles per game over last six contests...Had multi-sack game (2) against Buffalo (11/10)...Chipped in with 12 tackles against Cleveland (12/15)...Was first of two first round picks by Oilers (3rd player overall) in 1985...Was the first defensive player picked by Houston in the first round since Robert Brazile was chosen in 1975.

COLLEGE: Enjoyed standout career at Texas A&M that included 220 solos and 140 assists for 360 total tackles, 26 QB sacks, and nine fumble recoveries...In **senior** season, was credited with 124 tackles (68, 56) and ten sacks to earn First Team All-America honors from UPI and The Sporting News...Also was First-Team All-Southwest Conference and was one of 12 finalists for Lombardi Trophy...Selected to play in Hula Bowl and Japan Bowl...Had more than ten tackles in seven of ten games in 1984 senior campaign, including career-best 26 against Arkansas...Won Sports Illustrated Defensive Player of the Week that year for performance against Texas Christian (16 tackles, 3 sacks)...Was also First Team All-SWC as **junior** with 117 tackles (82, 35) plus 15 sacks...Was twice AP Player of the Week in '83 versus Arkansas (17 tackles, 4 sacks) and Baylor (5 tackles, 2 sacks, 23-yd. int. return for TD)...Won starting job midway through freshman campaign...Majored in building construction.

PERSONAL: Along with wife Kara (1/5/84) and son Wells (11/20/90) and daughter Sloan (7/9/92), couple resides year-round in Houston...Owns ranch in Garwood, Texas and also has cattle ranching business...Is member of the Board of Directors of Ronald McDonald House and the American Heart Association...Also does extensive volunteer work for American Cancer Society and March of Dimes...In 1990, was inducted into Texas A&M Athletic Hall of Fame and is also a member of Texas High School Football Hall of Fame in Waco...Endows athletic scholarship at Texas A&M...Hobbies include ranching, traveling, and spending time with family...Lists favorite movie as "Chism," favorite TV show as "The Bob and Ray Show," and favorite book as "The King Ranch"...Enjoys listening to George Strait and Randy Travis...A financial buff, enjoys reading Fortune and Wall Street Journal...Attended J.J. Pearce High School in Richardson, Texas, lettering in football and basketball...At Pearce, earned All-America, All-South, All-District, and All-State honors in senior season...Full name is Raymond Clay Childress, Jr., born October 20, 1962 in Memphis, Tennessee.

NFL STATISTICS

YEAR	TEAM	G-S	TACK.	ASST.	TOTAL.	FUM. REC.	FUM. FOR.	QB SACK
1985	Houston	16-16	71	64	135	1	2	4.5
1986	Houston	16-16	67	105	172	1	1	5
1987	Houston	13-13	44	25	69	1	2	6
1988	Houston	16-16	45	15	60	7	1	8.5
1989	Houston	14-14	38	19	57	1	1	8.5
1990	Houston	16-16	65	20	85	1	1	8
1991	Houston	15-15	55	20	75	1	3	7
7-YEAR TOTALS		106-106	385	268	653	13	11	47.5
PLAYOFFS		6-6	18	1	19	0	0	2

ADDITIONAL STATS

Passes Defensed: 1 in 1985, 2 in 1986, 1 in 1987, 1 in 1988, 1 in 1990, 1 in 1991 for total of 7

Blocked FG: Shared with Mike Golic vs. Buffalo 12/21/86

Blocked PAT: vs. New England 9/25/88

PAT COLEMAN

Wide Receiver



87

Height.....5-7
Weight.....173
Born.....4/8/67
College.....Mississippi
How Acq......D9, 1990
NFL.....2nd Year



1991: Earned roster spot with impressive training camp after re-signing with team on May 19...In first full NFL season, played in 13 games as back-up wide receiver and punt/kickoff returner...Finished with 11 catches for 138 yards (12.5 avg.) and one touchdown...Also returned 22 punts for 138 yards (6.3 avg.) and 13 kickoffs for 256 yards (team-best 19.7 avg.)...Suffered hamstring strain in season-opening win over Raiders (9/1) and was on two-man inactive list for following week's win at Cincinnati...Also didn't play versus Jets (10/13) and Redskins (11/3)...Statistically, enjoyed best game in in 26-23 OT win over Cowboys (11/10) with career-highs in receptions (5), yards (78), and long catch (26)...In that Dallas contest, replaced Ernest Givins (concussion)...Got first touchdown catch of career on four-yard toss from Warren Moon in 28-24 edging of Browns (11/17)...In 26-14 loss at Pittsburgh (11/24), had career-long 24-yard punt return, then had personal-best 31-yard kickoff return in following week's loss to Philadelphia (12/2)...Played in both post-season games with three KO returns for 36 yards and three fair catches on punts.

PRO: Slot receiver in Oilers' "Run 'N Shoot" who continues to improve...Accurate route-runner with good speed and ability after the catch...**1990:** An Oiler draft choice, made team's final 47-man roster and was on two-man inactive list for 47-27 season-opening loss at Atlanta (9/9)...Was waived two days later and eventually placed on team's practice squad (10/3) before ultimately signing with New England (11/21)...Played for Patriots in 34-14 loss to Phoenix (11/25) and returned two kickoffs for 18 yards...Was waived by New England the following day...Was only on active roster for two games so '90 season does not count towards "NFL Experience" category...Drafted by Oilers in ninth round (237th overall) in 1990.

COLLEGE: Played two seasons at Mississippi after transferring from

Mississippi Delta Junior College...Initially came to Rebels as tallback before being converted to WR...Had been timed at 4.39 in 40-yard dash...Two-year Ole Miss statistics included 49 catches for 1014 yards (20.7 avg.) and 11 touchdowns while also rushing five times for 39 yards...Returned 44 kickoffs for 912 yards (20.7 avg.) and 44 punts for 450 yards (10.2 avg., 1 TD)...As a **senior**, earned Honorable Mention All-Southeastern Conference honors with 32 snags for 595 yards (18.6 avg.) and five TDs...Return-wise, brought back 16 kickoffs for 352 yards and 23 punts for 242 yards...Averaged 110.7 all-purpose yards per game...Against Arkansas State, caught five balls for school record 200 yards with three touchdowns (57, 42, 46 yds.)...Had 327 all-purpose yards in 32-28 win over Tulane with 92 receiving yards, 47 punt return yards, and 118 kickoff return yards...In Liberty Bowl win over Air Force, had 11-yard score on reverse plus 58-yard punt return TD...In **junior** year, had 17 receptions for 419 yards for an outstanding 26.4-yard average (team-high 6 TDs), and also returned 28 kickoffs for 560 yards (school record, 20.0 avg.) plus 21 punts for 208 yards (1 TD, 9.9 avg.)...Ranked third in SEC punt returns and fifth in kickoff returns while averaging 108.8 all-purpose yards...Had 83-yard punt return for TD in game against Memphis State in Ole Miss debut...Caught two touchdown passes including game-winner in 25-22 edging of Arkansas State...Accounted for 245 all-purpose yards against Vanderbilt with 143 yards receiving (5 catches, TDs of 31 and 27 yds.) and five KO returns for 102 yards...As a **sophomore** JuCo star, was Mississippi Player of the Year, rushing for 1502 yards and eight TDs...Also averaged incredible 38.8 yards on five punt returns for 194 yards and two scores...Had 15 kickoff returns for 31.7-yard mark and pair of TDs...Was MVP in state JuCo all-star game with two touchdowns...Was also state champ in 100 and 200-meter dashes...Ran for 1313 yards in **freshman** campaign...Majored in physical education.

PERSONAL: Single, lives in Cleveland, Mississippi during off-season...Hobby is fishing...Lists favorite movie as "Predator" and favorite TV shows as "Sanford and Son" and "A Different World"...Enjoys listening to Heavy D...Attended Cleveland (Miss.) High School, lettering in football, track, and baseball...Was state champion in 100 and 200-meter dashes...Full name is Patrick Darryl Coleman, born April 8, 1967 in Cleveland, Mississippi.

NFL STATISTICS

YEAR	TEAM	G-S	RECEIVING					PUNT RETURNS					
			NO.	YDS.	AVG.	LG	TD	NO.	FC	YDS.	AVG.	LG	TD
1990	New England	1-0	0	0	0	0	0	0	0	0	0	0	0
1991	Houston	13-0	11	138	12.5	26	1	22	8	138	6.3	24	0
2-YEAR TOTALS		14-0	11	138	12.5	26	1	22	8	138	6.3	24	0
PLAYOFFS		2-0	0	0	0	0	0	0	3	0	0	0	0

ADDITIONAL STATS

Kickoff Returns: 2 for 18 yds., 9.0 avg., long 12 in 1990; 13 for 256 yds., 19.7 avg., long 31 in 1991 for total of 15 for 274 yds., 18.3 avg., long 31 (playoffs - 3 for 36 yds., 12.0 avg., long 15)

Tackles: 1-0-1 in 1991

DOUG DAWSON

Guard/Center

66

Height.....6-3
 Weight.....288
 Born.....12/27/61
 College.....Texas
 How Acq.....FA, 1990
 NFL.....5th Year



1991: In second season with Oilers following four-year football layoff, gained starting spot at guard...Played 14 games with ten starts (3 at LG, 7 at RG)...Helped Oilers finish second in NFL in % of QB sacks allowed (3.6) and second in AFC (T-4th NFL) in total sacks allowed (24)...Also contributed to team completing second straight season with NFL's top passing offense while also finishing second in total offense and among league's top ten in average gain per rush...Actually was ticketed for center during training camp, but suffered knee sprain in pre-season game against Dallas (8/18) so Bruce Matthews moved to C and rookie John Flannery began season as starting right guard...Missed season's first two games due to that knee injury...First playing time of season came in relief of injured Mike Munchak (knee) during second quarter of 17-7 Monday night win over Chiefs (9/16)...Started next three games versus Patriots, Broncos, and Jets at left guard in place of Munchak...Again became sub following Munchak's return, but subbed for injured Flannery (knee/ankle) at RG in second quarter of loss at Washington (11/3)...Started at right guard following week in win over Dallas and remained entrenched as starter for rest of season...In regular season finale versus Giants (12/21), incurred first quarter knee sprain and was sidelined for remainder of contest (replaced by Flannery)...Returned to start both playoff games at RG.

PRO: Has versatility to play either guard or center...Possesses all necessary tools for offensive lineman, combining size, strength, and intelligence...Played for Cardinals for three years before joining Oilers after four-year layoff...**1990:** Capped amazing comeback story by appearing in 16 games with one start, primarily at guard and on special teams...Play in season opener at Atlanta (9/9) marked first regular season action in four years and two days (9/7/86 vs. Rams)...Decided to make comeback after four-season layoff due to major Achilles injury and Oilers were only team that offered opportunity...Entered training camp as long-shot free agent but easily made club's final roster...Made first appearance at TE in Oilers' short yardage "Bumble" offense in 24-10 win over Colts (9/23)...Played at RG in relief of Mike Munchak in wins over Bengals (10/14), Saints (10/21), and Browns (12/9)...Got only start of regular season (at RG) in win-or-miss playoffs victory over Steelers (12/30) as Bruce Matthews shifted to center...Again started at right guard in 41-14 playoff loss at Cincinnati (1/6/91)...**1989:** Did not play football due to 1986 Achilles injury...Worked in insurance business...**1988:** Did not play football as Achilles rehabilitation continued...**1987:** Following Achilles rehabilitation, did not pass Cardinals' training camp physical and was waived (8/10)...Actually signed with Oilers day after being waived by Cardinals, but could not pass Houston physical...**1986:** After recovery from foot fracture, was again ticketed for starting right guard spot...Sustained severe Achilles injury in season-opener versus Rams (9/7)...Was placed on injured reserve and remained there for duration of season...**1985:** Started all 16 games for Cardinals at right guard...Won job following retirement of Terry Stieve...Was key member of line that helped Stump Mitchell rush for 1006 yards and Neil Lomax pass for 3214 yards...**1984:** Appeared in 15 games for St-

Louis with one start...Also saw considerable special teams action...Played extensively at guard in game with Giants (12/9) following injury to Stieve, then got first NFL start in season finale (12/16) versus Redskins...Drafted by Cardinals in second round (45th overall) in 1984.

COLLEGE: Enjoyed standout four-year career at Texas...Considered one of top offensive linemen in Longhorn annals...As a **senior**, served as UT captain and accolades included First Team All-Southwest Conference plus consensus All-America honors...Also received SWC American Spirit Award, symbolic of "utmost in scholarship, sportsmanship, leadership, and football skills" (Oiler teammate Cody Carlson also won this)...Was also Academic All-America...Helped Longhorns post 11-0 record capped by rout of Texas A&M...**Junior** honors included AP/UPI Second Team All-SWC selection...During **sophomore** campaign, produced several key blocks in 'Horns' 14-12 victory over Alabama in Cotton Bowl...Used mostly as a reserve as a **freshman**, but won starting job for good in Bluebonnet Bowl against North Carolina...Has B.S. in petroleum engineering.

PERSONAL: Single, resides year-round in Houston...Is owner of Douglas A. Dawson & Associates which deals in insurance and investment planning...Is very active in community work, being involved with Brookwood Community Center, Fellowship of Christian Athletes, Diabetes Awareness, and Cystic Fibrosis Foundation...Also is on Board of Directors for "Texas Ex-es," a group that raises scholarship funds for University of Texas...Is also a member of Board of Directors of the Houston Touchdown Club, the Houston Livestock Show and Rodeo steer auction committee, and Houston's Chapelwood United Methodist Church...Stars in 1992 United Way TV spot...Hobbies include playing basketball and tennis, and motivational speaking...Lists favorite movie as "It's a Wonderful Life," favorite TV show as "L.A. Law," and favorite book as The Bible...Enjoys listening to Stevie Wonder...Attended Memorial High School in Houston, lettering in football and baseball...Full name is Douglas Arlin Dawson, born December 27, 1961 in Houston, Texas.

NFL STATISTICS

GAMES/STARTS: 1984: 15/1, 1985: 16/16, 1986: 1/1, 1990: 16/1, 1991: 14/10. **4-YEAR TOTALS: 62/29 (P-3/3)**

AL DEL GRECO

Placekicker

3



Height 5-10
Weight 200
Born 3/2/62
College Auburn
How Acq. FA, 1991
NFL 9th Year



1991: Was signed by Oilers as a free agent (11/5) to replace waived Ian Howfield...Was on way to accept a corporate job in Birmingham when Oilers beckoned...Had been waived prior to season by Phoenix who elected to go with Greg Davis...Won Oiler job in "kick-off" with three other PKs including Charlie Baumann, Bjorn Nittmo, and David Browndyke...For Houston, appeared in seven games and converted ten of 13 field goal attempts and 16 of 16 PATs...Ranked third on club with 46 points...In first game as an Oiler against Dallas (11/10), hit on four of career-high five FG tries and had personal NFL-best 14

points...That marked fifth four-field goal effort of NFL tenure...In that game, kicked a regular season personal-best 52-yarder (previous best was 51 vs. Rams 10/2/88) and also booted 23-yard game-winner with 32 seconds left in overtime that gave Oilers 26-23 victory...Accounted for Oilers' only points with FGs of 42 and 47 yards in 13-6 Monday night loss to Philadelphia (12/2)...That began streak of converting six of seven FG attempts to close regular season...In pair of playoff games, was accurate of two of four FGs and five of five PATs...In 17-10 wild card win over Jets (12/29), booted a personal-long 53-yarder...In 26-24 divisional loss at Denver (1/4/92), kicked a 25-yard FG but missed an important 33-yarder.

PRO: Is a proven veteran kicker with a strong leg...Played with the Packers for 3 1/2 seasons and with the Cardinals for 3 1/2 seasons...Finished Packer tenure ranked 12th on club's all-time scoring list with 262 Green Bay points...Four FGs of 50+ yards for Cardinals was best in team history...Has kicked six game-winning field goals in NFL career...Had streak of 77 consecutive PAT conversions between 1985-87 (74 for Packers, 3 for Cardinals)...Entering '92 season, was tied for seventh on AFC list of active scorers with 570 points.

1990: For Phoenix, appeared in all 16 games and connected on 17 of 27 FGs and 31 of 31 PATs for 82 points...Kicked seven straight field goals between games #4-8...In Head Coach Joe Bugel's first victory, booted FGs of 25, 50, and 42 yards with latter coming with 25 seconds remaining that gave Phoenix 23-21 win over Eagles (9/16)...In 20-19 loss to Giants (10/21), kicked four three-pointers to tie personal-best (from 39, 18, 34, and 45 yds.)...**1989:** Was Cardinal kicker for all 16 games...Was 18 of 26 on FGs and 28 of 29 on PATs for 82 points...Made 13 of first 14 field goal attempts including streak of ten straight that tied Cardinal team record (Jim Bakken did it twice)...In 19-10 triumph over Cowboys (10/29), converted all four field goal tries (40, 25, 31, 42) thus becoming first Cardinal to accomplish that in 14 years (Bakken in 1975)...After making two FGs, missed a 47-yarder in final six seconds of 14-13 loss to Tampa Bay (11/26)...**1988:** Kicked in all 16 contests for Cards, accumulating 78 points (12/21 FGs, 42/44 PATs)...Boomed three FGs (47, 37, 23) in 30-24 win over Buccaneers (9/18)...Season-best kick was 51-yarder in 41-27 besting of Rams (10/2)...**1987:** Spent time with Packers and Cardinals...Kicked in five games for Green Bay before being waived (11/25)...Had tryouts with Patriots and Lions before inking with Cards (12/8)...Appeared in three games for St. Louis...Overall for season, scored 46 points (9/15 FGs, 19/20 PATs)...Was four of five FGs and eight of nine PATs for Cardinals...Missed PAT against Giants (12/13) that snapped streak of 77 straight...Booted three field goals in 21-16 season-ending loss at Dallas (12/27)...**1986:** Played in all 16 matches for Packers...Ended up with 80 points which came on 17 of 27 FGs and 29 of 29 PATs...Made 12 of 14 three-pointers inside 40 yards...In Monday nighter against Chicago (9/22), tied club record with four field goals (22, 46, 45, 50)...**1985:** In 16 Green Bay games, racked up career-best 95 points on personal-high 19 of 26 field goals plus 38 of 40 PATs...Was 14 of 16 from inside 40 yards...Had game-winner with seven seconds left with 22-yard boot as Green Bay defeated Minnesota 20-17 (10/13)...In 26-23 edging of Detroit (12/15), kicked four FGs including 27-yarder as time expired...**1984:** Was completing work on degree at Auburn when contacted by Packers about replacing Eddie Garcia...Played in nine games after signing with Green Bay (10/17) and totaled 61 points (9/12 FGs, 34/34 PATs)...Had streak of nine consecutive field goals for Packers...In 23-13 victory over Saints (11/4), had three FGs and two PATs to account for 11 of team's points...Had tried out with Packers in mini-camp but did not sign contract...Inked with Dolphins (5/17) and made four of six pre-season FG tries but lost battle for job with Uwe von Schamann.

COLLEGE: Had four-year career at Auburn connecting on 42 of 69 field goals and 110 of 111 PATs for 235 total points...Ranks second in school history in FGs and is first in PATs...Had streak of 55 consecu-

live PATs...As a **senior**, scored career-high 72 points including 12 of 16 FGs and 36 of 36 PATs...**Junior** totals featured 13 of 21 three-pointers and 26 of 27 PATs for 65 points...Kicked school-record six FGs in game against Kentucky...**Sophomore** numbers showed nine of 17 field goals and 21 of 21 extra points for 47 total points...As a **freshman** for Tigers, racked up 51 points (8/15 FGs, 27/27 PATs)...Holds B.S. in business transportation.

PERSONAL: Married to Lisa (6/14/86), couple spends off-season in Phoenix with daughter Erica (12/22/87) and son Albert III (11/29/89)...Almost a scratch golfer, has aspirations to become a teaching pro following football career...Lists favorite movie as "The Godfather," favorite TV show as "Cheers," and favorite book as "The Green Road Home"...Enjoys listening to Michael Bolton and Mariah Carey...Attended Coral Gables (Fla.) High School, lettering in football and soccer...Full name is Albert Louis DelGreco, Jr., born March 3, 1962 in Providence, Rhode Island.

NFL STATISTICS

YEAR	TEAM	G	PATs	FGS	PCT.	BLK.	NET	AVG	LG.	PTS.
1984	Green Bay	9	34/34	9/12	.750	0	312	34.7	45	61
1985	Green Bay	16	38/40	19/26	.731	2	613	32.3	46	95
1986	Green Bay	16	29/29	17/27	.630	1	567	33.4	50	80
1987	G.B.-Pho.	8	19/20	9/15	.600	0	307	34.1	47	46
1988	Phoenix	16	42/44	12/21	.571	0	402	33.5	51	78
1989	Phoenix	16	28/29	18/26	.692	0	609	33.8	50	82
1990	Phoenix	16	31/31	17/27	.630	0	610	35.9	50	82
1991	Houston	7	16/16	10/13	.846	0	327	32.7	52	46
8-YEAR TOTALS		104	237/243	111/167	.665	3	3747	33.8	52	570
PLAYOFFS		2	5/5	2/4	.500	0	78	39.0	53	11

NFL FIELD GOAL ACCURACY

YEAR	1-19	20-29	30-39	40-49	50-PLUS	TOTAL	PCT.
1984	0/0	2/2	3/4	4/5	0/1	9/12	.750
1985	0/0	10/12	4/4	5/9	0/1	19/26	.731
1986	0/0	8/8	4/6	3/9	2/4	17/27	.630
1987	0/0	3/5	4/6	2/4	0/0	9/15	.600
1988	1/1	4/6	3/3	3/9	1/2	12/21	.571
1989	0/0	7/7	5/6	5/11	1/2	18/26	.692
1990	1/1	4/4	7/10	3/6	2/6	17/27	.630
1991	1/1	4/5	2/3	2/3	1/1	10/13	.846
8-YEAR TOTALS	3/3	42/49	32/42	27/56	7/17	111/167	.665

1991 KICKING

(Signed following ninth game)

Dallas (**52, 19, 22, 41, 23**); Cleveland (25); at Pittsburgh (0 att.); Philadelphia (**42, 47**); Pittsburgh (**24, 35**); at Cleveland (**27**); at N.Y. Giants (**37, 34**). Playoffs: N.Y. Jets (46, **53**); at Denver (33, **25**)

1990 KICKING

at Washington (0 att.); at Philadelphia (**25, 50, 42**); at New Orleans (37, 52); Washington (**32**); Dallas (**28, 28**); at N.Y. Giants (**39, 18, 34, 45**); Chicago (36, 52); at Miami (**44**); at Buffalo (0 att.); Green Bay (58); New England (50, **29, 50**); Indianapolis (**32, 39**); at Atlanta (37, 40, 48); at Dallas (**38**); N.Y. Giants (47, 30); Philadelphia (0 att.)

1989 KICKING

at Detroit (**29, 23, 33**); at Seattle (0 att.); at N.Y. Giants (47); San Diego (**36, 33**); at Washington (0 att.); Philadelphia (**41**); Atlanta (**50, 22**); at Dallas (**40, 25, 31, 42**); N.Y. Giants (**37, 42, 46**); Dallas (44, 41, **45**); at L.A. Rams (0 att.); Tampa Bay (**21, 28, 47**); Washington (50, **27**); at L.A. Raiders (0 att.); Denver (0 att.); at Philadelphia (39, 45)

1988 KICKING

at Cincinnati (58); Dallas (40); at Tampa Bay (47, 37, 47, 23); Washington (0 att.); at L.A. Rams (43, 51); Pittsburgh (19); at Washington (38, 47, 47); Cleveland (0 att.); at Dallas (32); San Francisco (24); N.Y. Giants (28); at Houston (0 att.); at Philadelphia (44, 28); at N.Y. Giants (0 att.); Philadelphia (40, 48); Green Bay (20, 20)

1987 KICKING

(Five games with Packers, three with Cardinals)

L.A. Raiders (0 att.); Denver (32, 47); at Detroit (22, 37, 45); Tampa Bay (47, 36); Chicago (39, 26, 47); Phoenix (0 att.); N.Y. Giants (27); at Tampa Bay (28); at Dallas (32, 28, 37)

1986 KICKING

Houston (26, 40); at New Orleans (50); Chicago (22, 46, 45, 50); at Minnesota (0 att.); Cincinnati (0 att.); Detroit (0 att.); at Cleveland (24); San Francisco (57, 42, 22); at Pittsburgh (34, 43); Washington (37, 40); Tampa Bay (27, 49*); at Chicago (33, 22); at Detroit (34, 48, 24, 46); Minnesota (39, 20); at Tampa Bay (0 att.); at N.Y. Giants (45, 34)

1985 KICKING

at New England (40*); N.Y. Giants (40); N.Y. Jets (39); at St. Louis (0 att.); Detroit (33, 21); Minnesota (45, 22); at Chicago (42); at Indianapolis (29); Chicago (40); at Minnesota (52, 46, 28); New Orleans (27); at L.A. Rams (38); Tampa Bay (25*, 24); Miami (42, 22); at Detroit (38, 29, 25, 27); at Tampa Bay (47, 24, 40)

1984 KICKING

(Signed following seventh game)

Seattle (42); Detroit (45, 34); at New Orleans (41, 34, 41); Minnesota (24); L.A. Rams (21, 54, 36); at Detroit (0 att.); Tampa Bay (0 att.); at Chicago (46); at Minnesota (30)

* Blocked

KICKING SURFACES

YEAR	HOME	HOME PCT.	ROAD GRASS	ROAD TURF	ROAD TOTAL	ROAD PCT.
1984	5/7	.714	0/0	4/5	4/5	.800
1985	9/12	.750	3/4	7/10	10/14	.714
1986	9/15	.600	1/1	7/11	8/12	.667
1987	3/8	.375	1/1	5/6	6/7	.857
1988	5/8	.625	6/9	1/4	7/13	.538
1989	11/16	.687	0/0	7/10	7/10	.700
1990	7/12	.583	2/5	8/10	10/15	.667
1991	7/10	.700	1/1	2/2	3/3	1.000
8-YEAR TOTALS	56/88	.588	14/21	41/58	55/79	.696

ADDITIONAL STATS

Rushing: 1 for 8 yds. in 1988

CRIS DISHMAN

Cornerback



28

Height.....6-0
Weight.....178
Born.....8/13/65
College.....Purdue
How Acq......D5a, 1988
NFL.....5th Year



1991: Emerged as one of top cornerbacks in AFC while earning starting spot in Pro Bowl...Other honors included AP First Team All-

Pro, Pro Football Weekly First Team All-NFL, Football Digest First Team All-Pro, College and Pro Football Newsweekly Second Team All-Pro, UPI First Team All-AFC, Pro Football Weekly First Team All-AFC, and Football News First Team All-AFC...Also was selected by NFLPA as runner-up AFC Defensive Back of the Year (behind Raiders' Ronnie Lott)...Started 15 games at LCB and ended up sixth on team (2nd among DBs) in total tackles with 65 on 52 solos and 13 assists (also 1 ST tackle)...Led the team and tied for second in NFL with career-best six interceptions...Also led club in passes defended with personal-best 23, tied for team lead in fumble recoveries with three, and tied for third in forced fumbles with two...Attracted national attention during season with seven-game turnover streak that included five interceptions, one forced fumble, and a fumble recovery...Turnover streak began on opening series of 30-7 win at Cincinnati (9/8) by stripping TE Rodney Holman of ball at Oiler one-yard line...With Oilers clinging to seven-point lead, got fourth quarter end zone interception of Steve DeBerg pass to preserve 17-7 victory over Chiefs (9/16)...In 24-20 loss at New England (9/22), notched career-high ten tackles plus an interception and three passes defended...In 42-14 ripping of Broncos (10/6), returned pickoff 43 yards to Denver one-yard line that led to score and also returned fumble 19 yards for second career touchdown (forced by William Fuller)...Against Jets (10/13), had interception in fourth consecutive game to come within one of Pete Jacques' Oiler record (1964)...With about three minutes left in 17-13 edging of Dolphins the following Sunday, recovered Sammie Smith fumble in end zone (forced by Lamar Lathon)...Was named AFC Defensive Player of the Month for October...Got career-best sixth interception inside Oilers' ten-yard line to help preserve 28-24 triumph over Browns (11/17), and at that point, had eight turnovers in previous 11 games...Missed only game of season at Pittsburgh (11/24) due to ankle injury...Started both playoff contests and totaled nine tackles and two pass break-ups.

PRO: Outstanding coverage man who is very fast, having been timed at 4.39 in 40-yard dash...**1990:** Became full-time starter after having previously started just two games in two seasons...Started all 16 games at LCB and finished eighth (4th among DBs) with 58 tackles (42, 16) plus four ST hits (3, 1)...Tied for second on team (T-8th AFC) with four interceptions while also tying Richard Johnson for team best in passes defended with 16...Had interceptions in games against Falcons (9/9), Chargers (9/30), and Bengals (10/14)...In 26-24 Monday night win over Buffalo (11/26), suffered bruised hip in first half and did not return...In 13-10 OT loss at Seattle (12/2), had final pickoff of season with career-best 42-yard return while also going over 100-tackle mark for career...Had season-best tackle effort with eight in regular season finale 34-14 win over Steelers (12/30)...Started playoff loss at Cincinnati (1/6/91) and recorded five tackles...**1989:** Played in all 16 games with no starts and finished with 30 tackles (27, 3) plus seven on special teams...Tied for second on club in interceptions with four and was third in passes defended with 11...Also had a touchdown, a forced fumble, a fumble recovery, and a blocked field goal...In 47-41 OT loss to Bills (9/24), recovered Bubba McDowell's blocked punt (by John Kidd) and returned it seven yards for TD...Notched first career interception off Mike Tomczak throw and deflected Maury Buford punt in 33-28 victory at Chicago (10/15)...Blocked Nick Lowery FG attempt in loss at K.C. (11/26) and helped seal 23-16 triumph over Steelers with interception of Bubby Brister pass (12/3)...Had two tackles in playoff loss to Pittsburgh (12/31)...**1988:** As a rookie, played in 15 games with pair of starts and was prime contributor to resurgence of Oiler special teams...Had 12 solos and nine special teams stops to go with a forced fumble, a fumble recovery, and five passes defended...Both starts came in place of Steve Brown, who suffered pulled hamstring in season-opener at Indianapolis (9/4)...First career starts thus came in 38-35 win over Raiders (9/11) and in loss to Jets (9/18)...In 34-14 win at Pittsburgh (10/16), blocked a Harry Newsome punt and recovered it on Steeler two-yard line (Allen Pinkett scored TD)...That was one of two Oiler blocked punts in that game (Eugene

Seale had other)...Oilers ended up tying then-NFL record for blocked punts in a season with five...Appeared in both playoff contests and had one tackle...Drafted by Oilers with first of two fifth round selections (125th overall) in 1988.

COLLEGE: Played three years at Purdue, starting in 33 of 34 games played...Statistical totals in Boilermaker career included 146 solos, 23 assists (169 total tackles), nine interceptions, 30 passes defended (2nd in school history), two forced fumbles, and one fumble recovery...As a **senior**, paced the secondary with 67 tackles (61, 6) and also had career bests in interceptions (4) and pass break-ups (13)...Against Louisville, held opposing WR to no receptions while also contributing 12 tackles and three pass knock-downs...In 1986 pre-season drills, was moved to wide receiver, but ended up sitting out **junior** season to concentrate on academics...In **sophomore** year, started at LCB and had 54 tackles (47, 7), three pick-offs, and eight passes defended...As a **freshman**, started every game, registering 48 total stops (38, 10), a pair of interceptions, and nine pass bat-downs...Had season-high 11 tackles against Wisconsin...Was red-shirted as a freshman receiver in 1983 and was moved to CB following season...Also participated in track at Purdue and in Big Ten Indoor Meet, finished second in the 60-meters and third in 300-meters...Majored in criminal justice.

PERSONAL: Married to Karen (7/6/91), couple splits off-season between Houston and Louisville...Has donated extensive time to Big Brothers/Big Sisters Foundation...Hobbies include bowling, going to movies, and bicycling...Lists favorite movies as "New Jack City" and "Ghost," favorite TV show as "Knots Landing," and favorite recording artists as Too Short and Teddy Penegress...Has brother Colan who played basketball at Kentucky State...Attended DeSales High School in Louisville, lettering in football, track, and basketball...As a senior, was voted top H.S. player in Kentucky by one poll while earning All-State honors...Full name is Cris Edward Dishman, born August 13, 1965 in Louisville, Kentucky.

NFL STATISTICS

YEAR	TEAM	G-S	TACK.	ASST.	TOTAL.	FUM. FOR.			YDS.
						REC.	FUM.	INT.	
1988	Houston	15-2	21	0	21	1	1	0	0
1989	Houston	16-0	31	6	37	1	1	4	31
1990	Houston	16-14	45	17	62	0	1	4	50
1991	Houston	15-15	53	13	66	3	2	6	61
4-YEAR TOTALS		62-31	150	36	186	5	5	14	142
PLAYOFFS		6-3	15	2	17	0	0	0	0

ADDITIONAL STATS

Passes Defended: 5 in 1988, 11 in 1989, 16 in 1990, 23 in 1991 for total of 55 (p-total of 3)

Touchdowns: 7 yd. blocked punt rec. vs. Buffalo 9/24/89; 19 yd. fumble rec. vs. L.A. Raiders 9/1/91

Blocked Punt: vs. Pittsburgh 10/16/88

Blocked FG: vs. Kansas City 11/26/89

KEVIN DONNALLEY

Tackle

77

Height6-5
Weight290
Born 6/10/68
College...North Carolina
How Acq.D3b, 1991
NFL.....2nd Year



1991: Draft choice who earned roster spot and was used exclusively on special teams, appearing in all 16 games...Was featured part of field goal and PAT protection teams...Played in both post-season games...Is expected to challenge for additional playing time at tackle in '92...Drafted by Oilers with second of two third round picks (79th overall) in 1991

COLLEGE: Began college career at Davidson before transferring to North Carolina for 1989 junior season...As a **senior**, earned All-ACC accolades...Was also an Academic All-America selection and was selected to play in Japan Bowl...Was Tar Heels' starter at left tackle and had highest season grade-out of any UNC lineman...Racked up five "knockdown" blocks in helping team roll up 302 rushing yards in 56-0 win over Appalachian State...Had six "knockdown" as Carolina offense amassed 520 yards in 34-10 victory over Maryland...Was a Second Team All-ACC choice as a **junior**...In first game as a Tar Heel, registered eight "knockdowns" as UNC ran for 318 yards and had 533 total yards in 49-7 win over VMI...Did not play in 1988 under NCAA transfer rules, playing both left and right tackle on Tar Heel scout team...Played for Davidson as a **sophomore**, seeing action at both guard and tackle...Was considered top offensive lineman for team despite DC's failure to win a game...Played sparingly as a **freshman**...Holds a B.A. in economics.

PERSONAL: Married to Erica (5/2/92), couple spends off-season in Raleigh, North Carolina...While at North Carolina, did charity work with local children's hospitals as well as with other community service groups set up through UNC athletic department...Hobbies include water sports, playing basketball, and weight lifting...List favorite movie as "The Blues Brothers," and favorite TV show as "Cheers"...Enjoys listening to Eric Clapton, Led Zepplin, and The Who...Was recipient of two graduate scholarships, one from the NCAA and one from the National Football Foundation...Had brothers Brian and Rick who also played for North Carolina...Rick was All-America who played in NFL from 1981-86 (Steelers, Redskins, Chiefs)...Upon H.S. graduation, weighed only 220 and consumed 6000 calories per day during freshman year at Davidson to gain weight...Attended Athens High School in Raleigh, North Carolina, lettering in football, track, and basketball...Played both guard and defensive end in H.S....Full name is Kevin Thomas Donnalley, born June 10, 1968 in St. Louis, Missouri.

NFL STATISTICS

GAMES/STARTS: 1991: 16/0 (P-2/0)

MIKE DUMAS

Safety

38



Height 5-11
Weight 178
Born 3/18/69
College Indiana
How Acq. D2a, 1991
NFL 2nd Year

1991: As a rookie, saw action in 13 regular season games on special teams and as DB in "dime" situations...Missed most of training camp before agreeing to contract terms August 12...Was expected to be in running for playing time at free safety, but progress was slowed by holdout...Statistically, finished with seven tackles as DB (2, 5) plus ten total hits on special teams (8, 2)...Tied for second on team in ST tackles behind Eugene Seale's 20...Also tied for team lead in fumble recoveries with three while also contributing an interception, a forced fumble, and three passes defended...In 47-17 opening day win over Raiders (9/1), returned Sam Graddy's kickoff fumble (forced by Eric Fairs) 19 yards for touchdown...Recovered fumbled punt (forced by Scott Kozak) that led to Oilers' first TD in 17-7 victory over Kansas City (9/16)...Nabbed only interception of season off Hugh Millen pass in Houston's 24-20 loss at New England (9/22)...Rang up season-best four tackles in 23-20 edging of Jets (10/13)...Suffered hamstring injury in second half of loss at Pittsburgh (11/24) and was on two-man inactive list for three of next four games...Appeared in both playoff games and had a solo in loss at Denver (1/4/92)...Drafted by Oilers with first of three second round picks (28th overall) in 1991...With Houston's first round choice traded to Patriots, was actually team's top selection.

COLLEGE: Four-year letterman as Indiana defensive back...Also was excellent special teams player who holds Indiana record for blocked kicks in a career with nine...Played cornerback for Hoosiers until regular season finale of junior season...Was IU's free safety from that point on...Very fast, had been timed in 4.37-4.55 range in 40-yard dash...Four-year Indiana totals included 157 solos and 49 assists for 206 total tackles to go with five interceptions, 13 passes defended, six fumble recoveries, and one forced fumble...Also returned seven punts for 91 yards (13.0 avg.)...Was First Team All-Big Ten and Football News Second Team All-America as a **senior** safety, finishing second on team with career-high 102 tackles (77,25)...Also had personal best three pick-offs for 152 return yards (2nd in school history)...Along with Oiler draftees Darryll Lewis and Steve Jackson, was a semi-finalist for Jim Thorpe award (nation's outstanding DB)...Also was team's Most Valuable Player and earned spot in Japan Bowl all-star game...Had a career-best 17 tackles (12, 5) in loss to Michigan State and had 12 solo stops versus Illinois and Minnesota...Established IU record with 99-yard interception return (did not score) in win over Purdue, surpassing Tim Wilbur's previous mark of 98 yards (vs. Michigan State, 1978)...Versus Auburn in Peach Bowl recorded 14 tackles, four passes defended, and blocked a punt...**Junior** honors included AP First Team All-Big Ten plus Honorable Mention All-America...Stats showed 48 total hits (39, 9) plus two interceptions, four blocked kicks, two TDs, and a safety...Started first ten games at CB before shift to FS prior to finale against Purdue...Was Sports Illustrated and Sporting News National Defensive Player of the Week in win over Toledo by blocking two punts to score a TD and a safety while also intercepting a pass...Also blocked a punt and returned it 28 yards for a touchdown in game with Illinois...Started all 11 games at cornerback as a **sophomore**, ending up with 26 solos and 12 assists, three blocked punts,

and five passes defended...Had pair of blocked punts in victory over Kentucky and added another against Illinois...Had season-best eight tackles plus a fumble recovery in Liberty Bowl versus South Carolina...In 1987, was IU's only true **freshman** to earn a letter...Contributed 18 tackles (15, 3) plus two fumble recoveries (both on kick returns to set up TDs vs. Illinois)...Became a starter in final game of season versus Purdue and also started Peach Bowl against Tennessee...Majored in sports marketing/mangement.

PERSONAL: Single, spends off-season in Alto, Michigan...Hobbies include playing basketball, and tennis...List favorite movie as "The Untouchables," favorite TV show as "In Living Color," and favorite book as James Brown's autobiography...Enjoys listening to Mariah Carey...Attended Lowell (Mich.) High School, lettering in football, basketball and track...Was two-time H.S. conference MVP and was also Michigan Player of the Year as an all-state tailback/safety...Full name is Michael Dion Dumas, born March 18, 1969 in Grand Rapids, Michigan.

NFL STATISTICS

YEAR	TEAM	G-S	TACK.	ASST.	TOTAL	FUM. FOR.			
						REC.	FUM.	INT.	YDS.
1991	Houston	13-0	10	7	17	3	1	1	19
PLAYOFFS		2-0	1	0	1	0	0	0	0

ADDITIONAL STATS

Passes Defended: 3 in 1991.

Touchdown: 19 yd. fumble rec. vs. L.A. Raiders 9/1/91

CURTIS DUNCAN

Wide Receiver



80

Height5-11
Weight184
Born1/26/65
College ...Northwestern
How Acq.D10, 1987
NFL6th Year



1991: For fourth consecutive season, did not miss a game...Started all 16 contests as one of four receivers in Oilers' "Run 'N Shoot" offense...Finished fourth on team in both receptions (55) and receiving yards (588), while tying for third in TD catches with four...Member of "Fab Four" that set NFL record for receptions by four players on same team with 315, surpassing the 299 by the 1989 Redskins...In 30-7 triumph at Cincinnati (9/8), handled punt returns for first time since 1988...Racked up second multi-TD game of career (also 10/25/87 vs. Atlanta) with a pair in 24-20 loss at New England (9/22)...In 23-20 besting of Jets (10/13), contributed eight catches for 67 yards and a TD, then caught game-winner the following week in 17-13 win at Miami...Notched career-high with nine receptions for 76 yards as Oilers defeated Bengals 35-3 (10/27)...Had season-best 42-yard snag before suffering minor shoulder injury in 28-24 win over Cleveland (11/17)...Had 17-game streak with at least one catch snapped in 13-6 loss to Philadelphia (12/2)...Started both playoff games and had four catches versus Jets (12/29) and six (plus TD) in loss at Denver (1/4/92).

PRO: Possesses good hands, runs accurate routes, and has surprising speed...Is tied for seventh (with Alvin Reed) on Oilers' all-time receptions list with 199 and ranks eighth on receiving yards chart with 2525...Entering 1992, consecutive starts streak stands at 32...**1990:** Started all 16 games after starting just one in prior three league seasons...Established career highs with 66 receptions (4th on team, 7th in AFC) for 785 yards (4th on team)...Was member of "Fab Four" that was first quartet in NFL annals to each get 65 catches...Got 100th reception of career on eight-yarder in 24-21 loss to 49ers (10/7)...Had seven catches for 99 yards in 17-12 loss to Jets (10/28)...In 35-23 victory at Cleveland (11/18), had top game of season with seven grabs for personal-best 130 yards and a TD (1st TD in 61 catches)...Started playoff loss to Bengals (1/6/91) and had one catch for 15 yards...**1989:** Appeared in all 16 games with one start and contributed 43 catches (4th on team) for 613 yards (4th) and five TDs ...Led team in receptions in three games and in yards twice...Had 86 receiving yards in 27-0 shutout of Pittsburgh (10/22), then had longest reception of career (55 yds.) following week at Cleveland...Got first NFL start in place of injured Ernest Givins (ankle) in loss at K.C. (11/26)...Went over 1000 career receiving yards with 18-yard TD in 23-16 triumph at Pittsburgh (12/3)...Had career-best (since tied) seven catches for 85 yards in 24-20 loss to Browns (12/23)...In post-season loss to Steelers (12/31), caught two balls for 15 yards...**1988:** Played in all 16 games, finishing third on team in receptions (22) and yards (302) with one score...Also returned four punts for 47 yards and a kickoff for 34 yards...In loss to Steelers (12/4), took over as team's punt returner following elbow injury to Willie Drewrey, who had taken over in previous week for injured Kenny Johnson ...Had season-best 36-yard catch and only TD of season (13 yds.) plus team season high 26-yard PR in 41-6 romp over Cincinnati (12/11)...Appeared in both playoff games and had three receptions for 42 yards...**1987:** Played in ten games as a rookie and was third on club with 237 receiving yards and fourth with 13 catches...18.2-yard per-catch average was second on team while five TD receptions ranked third...Had touchdown catch on 38.5 of receptions...Also returned 28 kickoffs for 546 yards (19.5 avg.) to finish eighth in AFC ...Along with Denver's Ricky Nattiel, was a Football Digest First Team All-Rookie selection...In 37-33 win over Atlanta (10/25), caught two passes for 55 yards with both snags going for touchdowns...In that game, caught 14-yarder in back corner of end zone with 27 seconds left to win contest...Was thus first Oiler to have two TD catches in one game since Drew Hill did it versus Colts (12/22/85)...In 31-29 win at Cincinnati (11/1), had four kickoff returns for 120 yards including 62-yarder that began Oilers' comeback from 15-point fourth quarter deficit and was longest Houston KO return of season (longest since Steve Brown's 93-yarder vs. Browns, 12/11/83)...At one point in season, five of eight catches went for touchdowns...Long catch of year was 48-yarder versus Cleveland (11/22)...Missed two games due to strained knee ligaments suffered in game with Colts (11/29)...Had season-best four catches for 32 yards in playoff loss at Denver (1/10)...Drafted by Oilers in tenth round (258th overall) in 1987.

COLLEGE: Played four seasons at Northwestern, winning letters in last three ...Career receiving totals included 67 catches for 1159 yards (17.3 avg.) and six touchdowns...On kickoffs, returned 50 for 1308 yards and an outstanding 26.2-yard average...As a **senior**, earned AP/CPI Honorable Mention All-Big Ten honors with 29 receptions for 437 yards (15.1 avg.) and two scores...Was second in the conference and 12th in nation with 24.8-yard KO average...Was also Honorable Mention All-Big Ten as a **junior**, ending up with career-high 31 catches for 498 yards (16.1 avg.) and three touchdowns...Ranked third in country in kickoff returns with 27.2-yard mark on 11 tries for 299 yards...Had best '85 game against Northern Illinois with eight receptions for 173 yards plus 77-yard kickoff return...**Sophomore** totals included six catches for 171 yards (28.5 avg.) while finishing fifth in nation with 27.3-yard KO mark on 17 returns for 464 yards...Had

school record 99-yard TD return that season against Indiana...In limited **freshman** play, caught one pass for 53 yards and averaged 24.8 yards on kick returns...Was also member of Wildcats' track team, specializing in 300-yard dash...Holds B.S. in business/pre-law.

PERSONAL: Married to Meredith (6/11/88), couple resides in Houston...Spends considerable off-season time giving anti-drug talks to school children...Hobbies include reading, jogging, and writing poetry...Lists favorite movie as "Rocky IV," favorite TV show as "The Cosby Show," and favorite book as The Bible...Attended Redford High School in Detroit, lettering in football and track...Was All-City, team captain, and MVP as a senior...Was two-time state finalist in 100 and 200-meter dashes...Full name is Curtis Everett Duncan, born January 26, 1965 in Detroit, Michigan.

NFL STATISTICS

YEAR	TEAM	G-S	NO.	YDS.	AVG.	LG.	TD
1987	Houston	10-0	13	237	18.2	48	5
1988	Houston	16-0	22	302	13.7	36	1
1989	Houston	16-1	43	613	14.3	55	5
1990	Houston	16-16	66	785	11.9	37t	1
1991	Houston	16-16	55	588	10.7	42	4
5-YEAR TOTALS		74-33	199	2525	12.7	55	16
PLAYOFFS		8-3	20	168	8.4	18	1

KICKOFF RETURNS

YEAR	TEAM	NO.	YDS.	AVG.	LG	TD	PUNT RETURNS					
							NO.	FC	YDS.	AVG.	LG	TD
1987	Houston	28	546	19.5	62	0	8	2	23	2.9	9	0
1988	Houston	1	34	34.0	34	0	4	2	47	11.8	26	0
1989	Houston	0	0	0	0	0	0	0	0	0	0	0
1990	Houston	0	0	0	0	0	0	1	0	0	0	0
1991	Houston	0	0	0	0	0	1	3	-1	-1.0	0	0
5-YR. TOTALS		29	580	20.0	62	0	13	8	69	5.3	26	0
PLAYOFFS		0	0	0	0	0	1	4	6	6.0	6	0

ADDITIONAL STATS

Tackles: 1-0-1 in 1988, 3-0-3 in 1989, 2-0-2 in 1990, 1-0-1 in 1991 for total of 7-0-7

Rushing: 1 for 0 yds. vs. Tampa Bay 12/10/89

MIKE ELKINS

Quarterback



6

Height.....6-3
Weight.....205
Born.....7/20/66
College.....Wake Forest
How Acq......FA, 1992
NFL.....3rd Year



1991: Signed by Oilers as free agent this past May 28...Began last season with Kansas City, but was waived prior to start of regular season (8/26)...Signed as free agent by Cleveland (9/24) but was waived by Browns three weeks later (10/19)...While with Cleveland, was on two-man inactive list for two games but did not see any action...Began '91 as quarterback for World League's Sacramento Surge...Played in all ten games with nine starts...Completed 153 of 312 passes (49%) for 2068 yards, 13 TDs, and 13 interceptions...Had pair of 300-yard games.

PRO: Possesses strong arm and ideal size for NFL quarterback...Played first two NFL seasons for Kansas City Chiefs...**1990:** For Chiefs, was on two-man inactive list for all 16 games plus playoff loss to Miami...Was used to signal plays from sidelines...In pre-season, connected on 22 of 34 for 251 yards, no TDs, and four interceptions...**1989:** Suffered back injury in final pre-season game against Jets (9/1)...Was on injured reserve for first 11 weeks of season...Ironically, only NFL regular season action came against Oilers (11/26)...Two pass attempts included five-yard completion and an interception in 34-0 Kansas City win...Was active for one other game (DNP vs. Miami) and was on two-man inactive list for three others...Drafted by Chiefs in second round (32nd overall) in 1989...Was second QB taken in draft behind Dallas' Troy Aikman.

COLLEGE: Was one of top quarterbacks in recent Atlantic Coast Conference history...Four-year numbers showed 611 completions in 1109 attempts (55.1%) for 7294 yards, 43 TDs, and 50 interceptions...At close of career, held Wake Forest career record for passing yards and ranked second in TDs, completions, and attempts...**Senior** statistics included 165 of 280 (58.9%) for 2205 yards, 14 scores, and ten pick-offs...Honors included Honorable Mention All-America from AP, Sporting News, and Football News while also being a First Team All-ACC choice...Was ACC Offensive Player of the Week after hitting on 18 of 22 for 233 yards and three TDs in 42-24 win over North Carolina...Following week, had season-high 345 yards (31 of 45) in 27-24 edging of Maryland...As a **junior**, was accurate on 169 of 317 passes (53.3%) for 1915 yards, seven scores, and 19 interceptions...Top game of campaign came with 293 yards on 22 of 43 against Virginia...In **sophomore** season, established personal bests in completions (205), attempts (380), yards (2541), and TDs (17)...Led ACC in total offense (school record 244.3 yds. per game)...Completed 35 of 58 passes for 429 yards and three TDs against North Carolina State...Was 22 of 30 for 308 yards versus Duke...Began **freshman** season as third string QB but became starter for final four games...For season, completed 72 of 132 (53%) for 643 yards, five TDs, and six pick-offs...Was redshirted as incoming freshman...Holds B.S. in speech communications.

PERSONAL: Married to Lisa (2/8/92), couple resides in Overland Park, Kansas...Brother Rod was also QB at Wake Forest and father Jack was catcher in Brooklyn Dodgers' organization (1949-59)...Hobbies include playing the guitar, golf, fishing, and playing basketball...Lists favorite movie as "One Flew Over the Cuckoo's Nest," favorite TV show as "Cheers," and favorite book as "Zen and the Art of Motorcycle Maintenance"...Enjoys listening to James Taylor and George Strait...Attended Grimsley High School in Greensboro, North Carolina, lettering in football, basketball, and baseball...As a senior, was school's Athlete of the Year...Full name is Michael David Elkins, born July 20, 1966 in Greensboro, North Carolina.

NFL STATISTICS

YEAR	TEAM	G-S	ATT.	COMP	YDS.	PCT.	TD	INT	LG	TKLD
1989	Kansas City	1-0	2	1	5	50.0	0	1	5	0/0
1990	Kansas City	0-0	0	0	0	0	0	0	0	0/0
1991	Cleveland	0-0	0	0	0	0	0	0	0	0/0
*3-YEAR TOTALS		1-0	2	1	5	50.0	0	1	5	0/0

*Was on active roster for less than three games; thus 1991 season does not count towards years played

JOHN FLANNERY

Guard/Center



55

Height.....6-3
 Weight.....304
 Born.....1/13/69
 College.....Syracuse
 How Acq.....D2c, 1991
 NFL.....2nd Year



1991: Got significant playing time as a rookie...Overall, played in all 16 regular season games and started season's first nine contests at right guard...Honors included First Team All-Rookie selection by Pro Football Writers of America, College and Pro Football Newsweekly, Football News, and Football Digest...Missed beginning of training camp before signing July 21...Was originally ticketed for center, but ended up playing primarily at guard following permanent shift of Bruce Matthews to center...Also served as back-up deep snapper...Suffered knee/ankle sprain in 16-13 OT loss at Washington (11/3), then saw limited action in next two games...Did not start any more games following injury (replaced by Doug Dawson) but played on special teams and in reserve role...Following second quarter knee injury to Dawson in loss to Giants (12/21), played remainder of game at RG...Was special teams participant for both playoff games...Drafted by Oilers with third of three second round picks (44th overall) in 1991.

COLLEGE: Was touted as the top center eligible for 1991 draft after four-year career at Syracuse...As a **senior** co-captain, was Football News Second Team All-America and AP First Team All-East...Was a semi-finalist for Outland and Lombardi trophies...Had six "knock-downs" as Orangemen racked up 289 yards rushing and 508 total yards in 49-14 win over Vanderbilt...Again had six "knockdowns" as Syracuse had 335 yards on the ground and 503 overall versus Rutgers...**Junior** honors included Football News First Team All-America and Sporting News Honorable Mention...Was key member of line that allowed offense to record 575 yards in contest with Rutgers...In **sophomore** season, was Sporting News Honorable Mention All-America and AP All-East selection...Had been moved from guard to center prior to spring drills...Did not permit opponent to record a tackle against Ohio State...Credited with five "knockdowns" as Orangemen ran for 259 yards and totaled 541 in first SU triumph at Boston College in ten years...Was surprise starter for Syracuse in ten games at guard in **freshman** season...Missed Virginia Tech game due to ankle injury...Was key blocker in Orange offense that was led by former Oiler QB Don MacPherson...Helped SU gain 560 yards in 52-6 trouncing of Colgate...Was redshirted as incoming freshman...Has B.S. in political science and is currently working on a master's in elementary education.

PERSONAL: Single, resides year-round in Sugar Land, Texas...Has donated considerable time to Multiple Sclerosis Foundation...Hobbies include playing golf, hunting, and fishing...Lists favorite movie as "The Quiet Man," favorite TV show as "Home Improvement," favorite book as "The Grapes of Wrath," and favorite recording artist as Bruce Springsteen...Attended Pottsville (Pa.) High School, lettering in football and wrestling...Was a center and defensive tackle in H.S....Was state heavyweight wrestling champion as a senior...Full name is John Joseph Flannery, born January 13, 1969 in Pottsville, Pennsylvania.

NFL STATISTICS

GAMES/STARTS: 1991: 16/9 (P-2/0)

WILLIAM FULLER

Defensive End

95



Height.....6-3
Weight.....274
Born.....3/8/62
College....No. Carolina
How Acq....Trade, 1986
NFL.....7th Year

1991: Started all 16 regular season games at left end and enjoyed the best season of career...Earned starting Pro Bowl spot (1st selection) with other honors that included First Team All-AFC accolades from UPI, Pro Football Weekly, and Football News...Was named by NFLPA as AFC Defensive Lineman of the Year...Career-best 15 QB sacks led the AFC and tied for second in NFL (with Eagles' Reggie White, behind New Orleans' Pat Swilling)...Thus became first Oiler to ever lead conference in sacks with second highest total in team history (Jesse Baker's 15 1/2 in 1979)...Performance earned nickname "The Fuller Rush Man"...Major contributor to Oilers' 45 sacks (T-5th NFL) which was most by team since 1979 (48)...Ended up ninth on club's tackle chart with 54 (40, 14), while pacing all linemen in pass bat-downs for fourth year in row with four...Also contributed two fumble recoveries and a forced fumble...Had three multi-sack games and now has six for NFL career...Had streak of six games with at least a half sack...Gained national notoriety for pledging \$500 per sack to Juvenile Diabetes Foundation (father has diabetes) and arranging for corporate matchings that totaled \$6500 per sack that brought season donation to \$97,500...Had best game of season in 42-14 rout of Broncos (10/6) with seven tackles, a career-best three sacks, a forced fumble that was returned by Cris Dishman for TD, and a fumble recovery on Denver 13-yard line that led to TD...In 35-3 victory over Bengals (10/27), helped lead defense that limited Cincinnati to fewest first downs (8) allowed by Oilers since 1987 and fewest rushing yards (37) since 1989...In Monday night loss to Philadelphia (12/2), chipped in with pair of sacks, then had 1 1/2 QB drops in following week's win over Pittsburgh (12/8)...Was named AFC Defensive Player of the Week for performance in 17-14 edging of Browns (12/15) with two sacks and seven solos...Started both post-season games and totaled one solo and three assists.

PRO: Excellent pass rusher who played first two seasons in USFL before coming to NFL...Entering 1992, consecutive starts streak stands at 37 which is third longest on team...**1990:** Started all 16 games at LE in Oilers' new 4-3 base defense...Finished tenth on club in tackles with 50 (31, 19), tied for second in sacks with eight, and was third in passes defended with seven...On Houston's first defensive play of season, recorded sack of Atlanta's Chris Miller (9/9)...In home-opening 24-10 besting of Colts (9/23), notched five tackles and 1 1/2 sacks...Had fumble recovery but suffered concussion in first quarter of 35-23 win at Cleveland (11/18) and did not return...Had two solos hits in 41-14 playoff defeat at Cincinnati (1/6/91)...**1989:** Played in 15 games with eight starts, four at right end and four at left end...Contributed 42 tackles (31, 11), 6 1/2 QB sacks (2nd on club), four pass breakups (led all DLs), and one forced fumble...Started first two games at LE in place of Ray Childress, who moved to NT due to knee injury to Doug Smith...Had 2 1/2 QB sacks (also 9/11/88 vs. Raiders) in 47-41 OT loss to Bills (9/24)...Was on two-man inactive list for Cleveland game (10/29) due to ankle sprain...Recorded fourth multi-sack game of career with pair against Boomer Esiason in 26-24 edging of Cincinnati (11/13)...In loss at K.C. (11/26), started at RE in place of Richard Byrd (back) and tied for team lead with season-best

seven tackles...Moved back to LE in place of injured Childress (leg) for final two regular season games plus playoff loss...Had six tackles plus a pass bat-down versus Steelers in post-season loss (12/31)...**1988:** Appeared as sub in season-opener, then started remaining 15 regular season games at right end...Statistics included 56 total tackles (40, 16), 8 1/2 QB sacks, a linemen-leading eight pass bat-downs, one interception, and a forced fumble...Tied with Ray Childress for team's sack lead which tied for eighth in AFC and was most by an Oiler since Jesse Baker's 11 in 1984...Was prime reason why Oilers tied for third in AFC sacks...In opening 17-14 OT win at Indianapolis (9/4), had four tackles, 1 1/2 sacks, and forced a Gary Hogeboom fumble (recovered by Childress) at the Houston 18-yard line with the score tied 14-14...Had outstanding game in 38-35 edging of Raiders (9/11) with five stops and 2 1/2 QB drops...Got first NFL interception off Steve Grogan pass in Oilers' 31-6 triumph over Patriots (9/25)...In 41-6 beating of Cincinnati (12/11), led all players with personal-best ten tackles plus a sack...Started both Houston playoff games and notched five tackles...**1987:** Appeared in all 12 non-strike games with one start, ending up with 22 tackles (13, 9), two sacks, and three pass bat-downs...Had first NFL multi-sack game with pair against Buffalo (9/20)...Got first NFL start versus Cincinnati (11/1) in place of injured Richard Byrd...Played in both playoff games with one assist...**1986:** Acquired by Oilers from Rams (9/18) along with Kent Hill, the Rams' number one draft choice in 1987 and '88, and L.A.'s fifth round selection in '87 in exchange for rights to QB Jim Everett...Finished with 22 tackles (9, 13), a sack, and three pass bat-downs in 13 games...In OT loss at Cleveland (11/30), had season-high ten tackles, then had first NFL sack versus Vikings (Wade Wilson, 12/14)...**1985:** Playing for Baltimore Stars, earned Sporting News First Team All-USFL honors, finishing season with 8 1/2 QB sacks for 102 yards in losses plus four fumble recoveries...Helped lead team to 28-24 win over Oakland in league championship game...**1984:** Was territorial selection of then-Philadelphia Stars...As a rookie, appeared in 13 games with 12 starts, contributing 34 solos and 23 assists, one QB drop and one fumble recovery...Missed five games due to broken ankle suffered against Los Angeles (5/13)...Top game came versus Washington (3/4) with eight tackles...Also started all three post-season games and had a sack in 28-3 title game victory over Arizona.

COLLEGE: Was outstanding defensive lineman at North Carolina...As a **senior**, had 54 solos and 27 assists (81 total), and led team in QB sacks (5) and tackles for losses (17 for -35)...Honors that season included Football Writers, Football News, and Playboy First Team All-America, plus All-America accolades from Walter Camp, AP, UPI, and Sporting News...Was also First Team All-ACC choice and Tar Heels' Defensive MVP...Invited to play in Japan Bowl...**Junior** stats included 59 total stops (43, 16), six sacks, and seven tackles for losses...Was a finalist for prestigious Outland and Lombardi trophies...Junior honors included All-America recognition from Sporting News and Football News, as well as being First Team All-ACC and team Defensive MVP...As a **sophomore**, led Tar Heels in tackles with 84 (60, 24), in sacks with nine, and in tackles for losses with 13 to earn All-ACC selection...Holds B.S. in psychology.

PERSONAL: Married to Precilla, couple resides in Houston with daughters Karen (3/9/84) and Krystal (8/4/88)...Wife is a C.P.A. who holds master's degree from North Carolina...Previously worked in off-season for University of North Carolina's Educational Foundation and is presently on its Board of Directors...Is also on Board of Directors for Juvenile Diabetes Foundation...Father has diabetes, so donated \$500 per sack (plus \$6000 in corporate matchings) in 1991 to Juvenile Diabetes Foundation...Is active volunteer for Special Olympics, Ronald McDonald House, and Boy's Clubs of America...Hobbies include fishing, playing pool, and traveling...Lists favorite movies as "Boyz in the Hood" and "Ghost," favorite TV shows as "Cheers," "Nightline," and "A Different World," and favorite books as the autobiography of Dr.

Martin Luther King, Jr. and The Bible...Enjoys listening to Michael Jackson, Anita Baker, and Michael Franks...Attended Indian River High School in Chesapeake, Virginia, lettering in football, basketball, and track...Full name is William Henry Fuller, Jr., born March 8, 1962 in Norfolk, Virginia.

NFL STATISTICS

YEAR	TEAM	G-S	TACK.	ASST.	TOTAL	FUM. REC.	FUM. FOR.	QB SACK
1986	Houston	13-0	9	13	22	0	0	1
1987	Houston	12-1	13	9	22	1	0	2
1988	Houston	16-15	40	16	56	0	2	8.5
1989	Houston	15-8	31	11	42	0	1	6.5
1990	Houston	16-16	31	19	50	1	0	8
1991	Houston	16-16	40	14	54	2	1	15
6-YEAR TOTALS		88-56	164	82	246	4	4	41
PLAYOFFS		8-6	8	10	18	0	0	0

ADDITIONAL STATS

Passes Defensed: 3 in 1986, 3 in 1987, 7 in 1988, 4 in 1989, 7 in 1990, 4 in 1991 for total of 28 (p-total of 2)

Interception: vs. New England 9/25/88

ERNEST GIVINS

Wide Receiver

81

Height.....5-9
 Weight.....172
 Born.....9/3/64
 College.....Louisville
 How Acq.....D2, 1986
 NFL.....7th Year



1991: Remained one of the most exciting receivers in the AFC...Again started all 16 games as member of Oilers' "Fab Four" receivers...Ranked third on team in both receptions (70, T-7th AFC) and yards (996, 9th AFC), was second in receiving TDs (5), and was first in average-per-catch for fourth time in six years (14.2)...Also rushed four times for 30 yards...For fourth time in last five years, just missed out on 1000 receiving yards (933 in 1987, 976 in '88, 979 in '90)...Was thus four yards short of allowing Oilers to tie NFL record for most 1000-yard receivers in a season (3)...Was sixth time in six-year career with over 50 catches to tie Drew Hill for team record..."Fab Four" set NFL record for receptions by four players on same team with 315, surpassing 299 by 1989 Redskins...In individual games, led team in receptions four times and in yards six times...In season-opening 47-17 win over Raiders (9/1), led team in catches (6) and yards (90) while also snagging 21-yard TD pass...In 17-7 Monday night victory over Chiefs (9/16), left game in third quarter due to arm bruise...Earned AFC Offensive Player of the Week honors with five receptions for 151 yards (long 49) in 42-14 rout of Denver (10/6)...Became fourth Oiler to amass 5000 receiving yards (Charlie Hennigan, Ken Burrough, Drew Hill) in 23-20 edging of Jets (10/13)...Returned punts for first time since rookie year of 1986 in 17-13 triumph at Miami (3/50 yds., 10/20)...In following week's 35-3 beating of Bengals (10/27), had team's season-best 29-yard punt return which was longest PR by an Oiler in ten years (Carl Roaches 40 yds. vs. 49ers 12/13/81)...Suffered concussion in first half of 26-23 OT win over Dallas (11/10), but returned for second half...In 13-6 Monday night loss to Philadelphia (12/2), suffered fractured nose on hit by Wes Hopkins and underwent

surgery the following day...Forced to wear protective shield for remainder of season...Started both playoff games and led team in catches (12), yards (194), and TDs (2)...In post-season win over Jets (12/29), grabbed six passes for 83 yards while racking up third straight two TD performance in a playoff game...Had second career playoff 100-yard game with six catches for 111 yards in loss at Denver (1/4/92)...Underwent off-season surgery (3/6/92) to repair nose injury suffered during season.

PRO: Is considered one of NFL's best "after-the-catch" receivers...Has produced a 100-yard game in 15.6% of 90 regular season games played (total of 14)...A durable player, has missed just two games due to injury in six-year career...Entering '92 season, ranked 11th in AFC among active career receivers with 371 catches...Ranks fourth on both Oilers' all-time reception list (371) and receiving yards chart (5740)...Needs just 38 catches to surpass Ken Burrough's 408 for #3 spot and 40 snags to move by Charlie Hennigan's 410 for #2 (Drew Hill is #1 with 480)...Also needs 1084 yards to pass Hennigan's 6823 for #3 and 1168 to eclipse Burrough's 6907 for #2 on all-time receiving chart (Hill is #1 with 7477)...In post-season play, is Oilers' career leader in receptions (44), yards (594), TDs (7), and scoring (42 points)...Entering 1992, consecutive starts streak stands at 36...**1990:** Started all 16 games and established personal bests with 72 catches (3rd on team, 4th AFC, 8th NFL) and nine TDs (2nd on team, T-6th AFC) while gaining 979 yards (3rd on team, 5th AFC)...Also rushed three times for 65 yards (21.7 avg.)...Earned first Pro Bowl trip and was also AP Second Team All-Pro and was named to CBS' All-Madden team..."Fab Four" ended up with 286 combined receptions (14 short of breaking NFL record they eventually broke in 1991) while becoming first quartet in league annals to each get 65 catches...In individual games, led team in receptions six times and in yards five times...In season-opening loss at Atlanta (9/9), caught four balls for 109 yards and two TDs, including season-best 80-yarder...Went over 4000-yard mark for career in 24-10 win over Colts (9/23)...Had second and final 100-yard game of season with six catches for 101 yards and a TD in 48-17 rout of Bengals (10/14)...In 34-14 triumph over Pittsburgh (12/30), caught 300th career pass and rushed for 44 yards on pair of reverses...In playoff loss to Bengals (1/6/91), caught six passes for 60 yards and two touchdowns...**1989:** Started 15 games and had 55 receptions (2nd on team) for 794 yards and three TDs...Was fourth straight season as Oiler runner-up in receptions and for third time in four years, had team's highest per-catch average (15 or more catches)...In individual games, led team in receptions six times and in yards three times...With fourth quarter catch at Minnesota in season-opener (9/10), went over 3000-yard mark...Scored most spectacular Oiler TD in recent memory with 26-yard pass play that culminated with somersault into end zone in 47-41 OT loss to Buffalo (9/24)...Had five grabs for 128 yards including season best 48-yarder in loss at New England (10/8)...Caught 200th career pass in third quarter of 27-0 whitewash of Steelers (10/22)...Injured ankle in second quarter of 23-7 win over Raiders (11/19) and thus missed only game of season following week at K.C....In regular season finale versus Cleveland (12/23), tied season high with six catches while also recovering fumble on infamous lateral by Brown LB Clay Matthews...In one of best games of career, caught personal best 11 balls for Oiler playoff-best 136 yards and two TDs (18, 9 yds.) in wild card loss to Pittsburgh (12/31)...**1988:** Started all 16 games and finished second on team (behind Drew Hill) with 60 receptions (8th in AFC) for 976 yards (5th in AFC) and five scores...Was club leader with 16.3-yard per-catch average and shared club lead with Hill for most 100-yard games with four...For the second year in a row, combined with Hill for most receiving yards (2117) of any duo in NFL...During course of season, led team in receptions in seven games and in yards seven times...Went over 2000-yard receiving mark in just 28th NFL game in opening day OT win at Indianapolis (9/4)...In 38-35 win over Raiders (9/11), had personal regular season best nine catches for 108

yards and TD...Had key play in that game with 14-yard fourth-and-ten catch in Houston's winning drive...Was shut out against New England (9/25) for only time in NFL career...In loss at Philadelphia (10/2), was knocked unconscious by Eagle S Andre Waters and spent night in Philly as precaution...As Oilers defeated Cardinals 38-20 (11/20), snagged five balls for 118 yards while producing first multi-TD game (2) plus season-best 46-yard catch...That contest marked only time in '88 that two Oilers had 100-yard efforts in same game (Hill)...In regular season finale at Cleveland, had six receptions for 119 yards...Started both playoff games and caught two balls for 31 yards...**1987:** Started all 12 non-strike games and led Oilers in receptions with 53 (7th in AFC) while finishing second in yards with 933 (4th in AFC, trailed Drew Hill's 989)...Tied with Hill for team TD lead with six while catching at least three passes in every regular season and playoff game...Combined with Hill for 1922 receiving yards, the most of any WR teammates in NFL...In season-opening 20-16 win over Rams (9/13), caught seven balls for 117 yards including spectacular, game-winning 59-yard TD with three minutes left in game...Against Browns (11/22), had season-best 126 yards and also caught 83-yard pass that was Oilers' longest since Dan Pastorini threw to Ken Burrough for 85 yards (vs. Bears, 11/6/77)...That was also AFC's longest pass play in '87...Caught 100th NFL pass against Chargers (12/6)...Started both playoff games and led Oilers in receptions (13) while finishing second in yards (173)...**1986:** Had sensational rookie season, starting 15 games and catching 61 balls (2nd on team behind Drew Hill's 65) for 1062 yards (9th in AFC), three TDs, and team-leading 17.4 per-catch average...Also ran nine reverses for 148 yards and returned eight punts for 80 yards...Finished tenth in AFC in total yards from scrimmage with 1210...Averaged 16.5 yards in each of 78 times touching the ball...Became only ninth rookie receiver in NFL annals to produce 1000-yard season...Along with Hill's 1112 yards, became the 19th tandem in NFL history to each go over 1000 receiving yards in same season...That achievement had been accomplished one other time in Oiler history by Charles Hennigan (1746) and Bill Groman (1175) in 1961 (happened again in 1990 and 1991)...Was one of three players to earn unanimous NFL First Team All-Rookie honors from Pro Football Weekly while also being named to same honor by Football News...Had four 100-yard games and caught at least two balls in all 15 games played...Had first NFL TD on 35-yard catch against Steelers (9/28) and had first 100-yard game following week at Detroit with five receptions for 155 yards...Scored only rushing TD on 43-yard reverse versus Raiders (10/26) to lead all Oiler rushers...Also led team in rushing at Miami (11/2, 3/52 yds.), but was carried from field on stretcher and later hospitalized in Miami with concussion and neck sprain...Missed next game versus Bengals but returned against Steelers (11/16) to post season-highs in catches (8) and yards (156, career-best) that included 33-yard TD...Drafted by Oilers in second round (34th overall) in 1986.

COLLEGE: At various times in collegiate career, was utilized as receiver, rusher, passer, kick returner, and punt returner...Enjoyed successful two-year career at Louisville following transfer from Northeast Oklahoma Junior College...Two-year Cardinal career statistics included 67 receptions for 1266 yards (18.9 avg.) and eight touchdowns...Also rushed 20 times for 222 yards (11.1 avg.), returned 43 kickoffs for 1054 yards (24.5 avg., 2 TDs), and had 22 punt returns for 176 yards (8.0 avg.)...As a 1985 **senior** for first-year Head Coach Howard Schnellenberger, single-handedly accounted for 34% of Louisville's offense with 1847 total offensive yards...Finished '85 with 34 catches for 577 yards (17.0 avg., long 49) and four TDs while excelling on the reverse with 15 rushes for 204 yards (13.6 avg., 1 TD)...Finished second in the nation in kickoff returns (behind Utah's Erroll Tucker) with 29 for 801 yards (27.6 avg., 2 TDs)...Two kickoff returns for scores came on 94-yarder versus Western Kentucky and 93-yarder against Indiana...Also returned 18 punts for 154 yards (8.6 avg., long 40) and completed four of five passes for 111 yards and two

touchdowns...Earned AP Honorable Mention All-America honors and was AP First Team All-South Independent selection...Received invitations to play in Blue-Gray Game, Hula Bowl, and Senior Bowl...Won MVP honors in Senior Bowl with four catches for 115 yards and two TDs...Was selected Cardinals' MVP...In 1984 **junior** season, caught 33 balls for 689 yards (20.9 avg.) and four touchdowns (5 rush/18 yds.)...Returned 14 kickoffs for 253 yards, and four punts for 22 yards...Had four 100-yard games in '84...Top game of career came with 148 yards on seven receptions in game with SMU...JuCo statistics included 37 catches for 712 yards (19.2 avg.) and ten TDs...Also was member of Northeast Oklahoma's track team, earning Honorable Mention All-America honors...Was timed by pro scouts at 4.36 in 40-yard dash...Majored in physical therapy.

PERSONAL: Single, lives in St. Petersburg, Florida during off-season...Spends considerable time giving anti-drug speeches to schools...Runs successful annual talent show in St. Petersburg to help "discover" local musical acts...Hobbies include swimming, dancing, singing, and bicycling...Lists favorite movies as "Nightmare on Elm Street I-V," favorite TV shows as "Sanford and Son" and "The Cosby Show," and favorite book as Donald Trump's "The Art of the Deal"...Enjoys listening to Michael and Janet Jackson...Competed in "NFL's Fastest Man" race in 1987...Attended Lakewood High School in St. Petersburg, lettering in football, baseball, and track...Was school's Player of the Year as well as achieving All-America status as a senior...In high school, had two 105-yard kickoff returns called back in same game...Father played in Cleveland Indians' farm system...A good high school baseball player, decided to concentrate on football after facing Dwight Gooden in H.S. game...Full name is Ernest Pastell Givins, Jr., born September 3, 1964 in St. Petersburg, Florida.

NFL STATISTICS

YEAR	TEAM	G-S	RECEIVING					RUSHING				
			NO.	YDS.	AVG.	LG	TD	ATT.	YDS.	AVG.	LG	TD
1986	Houston	15-15	61	1062	17.4	60	3	9	148	16.4	43t	1
1987	Houston	12-12	53	933	17.6	83t	6	1	-13	-13.0	-13	0
1988	Houston	16-16	60	976	16.3	46	5	4	26	6.5	10	0
1989	Houston	15-15	55	794	14.4	48	3	0	0	0	0	0
1990	Houston	16-16	72	979	13.6	80t	9	3	65	21.7	31	0
1991	Houston	16-16	70	996	14.2	49	5	4	30	7.5	23	0
6-YR. TOTALS		90-90	371	5740	15.5	83t	31	21	256	12.2	43t	1
PLAYOFFS		8-8	44	594	13.5	35	7	2	-2	-2.0	0	0

ADDITIONAL STATS

Punt Returns: 8 for 80 yds., 10.0 avg., long 17 in 1986; 11 for 107 yds., 9.7 avg., long 29 in 1991 for total of 19 for 187 yds., 9.8 avg., long 29

Passing: 0 for 2 in 1986

100-YARD GAMES

(14 regular season, 2 playoff)

DATE	OPPONENT	NO.	YDS.	AVG.	LONG	TD
10/5/86	at Detroit	5	155	31.0	60	0
11/16/86	at Pittsburgh	8	156	19.5	33	1
11/23/86	INDIANAPOLIS	7	102	14.6	28	0
12/14/86	MINNESOTA	6	108	18.0	48	1
9/13/87	L.A. RAMS	6	117	19.5	59	1
11/22/87	CLEVELAND	3	126	42.0	83	1
9/11/88	L.A. RAIDERS	9	108	12.0	22	1
10/16/88	at Pittsburgh	5	104	20.8	43	1
11/20/88	PHOENIX	5	118	23.6	46	2
12/18/88	at Cleveland	6	119	19.8	31	0
10/8/89	at New England	5	128	25.6	48	0
* 12/31/89	PITTSBURGH	11	136	12.4	30	2
9/9/90	at Atlanta	4	109	27.3	80	2
10/14/90	CINCINNATI	6	101	16.8	30	1
10/6/91	DENVER	5	151	30.2	49	0
* 1/4/92	at Denver	6	111	18.5	29	0

*Playoff game

RICK GRAF

Linebacker



93

Height.....6-5
Weight.....244
Born.....8/29/64
College.....Wisconsin
How Acq.....FA-B, 1991
NFL.....6th Year



1991: Appeared in 12 games for Oilers after being signed as "Plan B" free agent from Miami (4/1)...Saw action as both reserve linebacker and as special teamer...Finished with three solos and two assists as LB, plus one ST solo...Also had a forced fumble and a fumble recovery...Notched two total tackles in relief of Johnny Meads in wins over Kansas City (9/16) and N.Y. Jets (10/13)...Played for first time against former Dolphin teammates in Houston's 17-13 victory, but did not record tackle...Forced a fumble (recovered by Mike Dumas) and recovered one (forced by Lamar Lathon) in 16-13 OT loss at Washington (11/3)...Suffered left knee injury in third quarter of 28-24 win against Cleveland (11/17) and was on two-man inactive list for following game at Pittsburgh (11/24)...Played sparingly against Eagles (12/2) before eventually being placed on injured reserve (12/7)...Underwent arthroscope to repair lateral meniscus tear (12/10)...Was activated (1/2) from IR following playoff win over Jets and played briefly in loss at Denver (1/4/92).

PRO: Big, tough linebacker with ability to cover tight end...Spent first four NFL seasons playing for Miami Dolphins...**1990:** Played in just eight games for Dolphins with four total tackles (3, 1)...Was a contractual holdout (signed 9/26), thus missing all of training camp plus first three regular season games...Received Commissioner's Roster Exemption following signing before being activated (10/6)...Had season-high two tackles against Jets (11/11), then suffered groin injury versus Washington (12/2) and was placed on injured reserve (12/7)...Was activated from IR for playoff game versus K.C., but was placed on two-man inactive list for that contest...Was removed from roster (1/12) for Buffalo playoff contest to make room for Barry Krauss...**1989:** Started first four games at LOLB before missing remainder of season due

to injury...Finished with 17 tackles (12, 5), a QB sack, and a forced fumble...Had five tackles, a sack, and forced a fumble in season-opening loss to Bills (9/10)...Notched season-best seven hits in game with Jets (9/24)...Suffered fractured and dislocated thumb in loss to Oilers (10/1) and was placed on injured reserve (10/4) for remainder of season...**1988:** Started all 16 games, ending up with 53 tackles (39, 14, plus 1 ST hit), a sack, three fumble recoveries, and an interception...Blocked a Chuck Nelson FG attempt in 24-7 win over Vikings (10/2)...Set up Miami TD with recovery of Lionel James punt return on Charger 14-yard line (10/16)...Got only career interception and also recovered fumble that set up winning FG in 17-14 edging of Tampa Bay (10/30)...Contributed season-high eight tackles against New England (11/6)...Credited with only sack versus Colts (12/4)...**1987:** As a rookie, played in all 12 non-strike games with five starts...Won starting LOLB spot from Bob Brudzinski prior to week #13...Was one of four rookie starters for club at end of season (John Bosa, Troy Stradford, Mark Dennis)...Statistics included 29 tackles (25, 4), five ST tackles, a sack, a fumble recovery, and two pass break-ups...Got first league start against Colts (9/20) in place of Brudzinski who moved to ROLB in place of injured Hugh Green...Picked up first career sack in game with Bills (10/25)...Racked up five tackles against both Eagles (12/13) and Patriots (12/28)...Had season-best six hits plus fumble recovery in win over eventual Super Bowl winning Redskins (12/20)...Drafted by Dolphins in second round (43rd overall) in 1987.

COLLEGE: Was four-year starter at Wisconsin...Finished career with 120 solos and 108 assists for 228 total tackles, 12 QB sacks, seven fumble recoveries, three forced fumbles, two interceptions, and eight pass break-ups...As a **senior**, earned Second Team All-Big Ten honors after accumulating 72 tackles (41, 31), four sacks, two pick-offs, and three fumble recoveries...Re-injured knee in season-opener against Hawaii but still had pair of sacks...Intercepted a pass and returned it 15 yards for winning TD in 15-9 triumph over Illinois...Missed two games due to knee injury...**Junior** statistics showed 27 tackles (14, 13) and a fumble recovery...Started first six contests before suffering knee injury against Northwestern and missing remainder of season...Started every game as a **sophomore**, ending up third on team with 71 total hits (40, 31), a career-best eight sacks (tied for team lead), and two each of fumble recoveries and forced fumbles...Was named AP/UPI Honorable Mention All-Big Ten and also won school's Victors Club Award, symbolic of Badgers' top defensive player...Had personal-best 12 tackles against both Missouri and Michigan...Had three sacks in game with Illinois...Was only freshman to start in 1983...Had 58 tackles (25, 33) including season-high ten versus Michigan...Was red-shirted as incoming **freshman** in 1982 due to ankle injury...Played on Badgers' hockey team as freshman...Holds B.A. in communications.

PERSONAL: Single, makes off-season home in North Miami Beach, Florida...Spent past off-season fishing and playing golf...Has donated considerable time to United Way and "Kids in Crisis"...Hobbies include fishing and reading...Lists favorite movie as "Dances with Wolves," favorite TV shows as "Coach" and "Cheers," and favorite book as "From Beirut to Jerusalem"...Enjoys listening to Bruce Springsteen, Huey Lewis, and Alabama...Attended James Madison High School in Madison, Wisconsin, lettering in football, hockey, and track...Was All-State as a senior while also being All-City in hockey...Full name is Richard Glenn Graf, born August 29, 1964 in Iowa City, Iowa.

NFL STATISTICS

YEAR	TEAM	G-S	TACK.	ASST.	TOTAL	FUM.			QB	INT.	YDS
						REC.	FOR.	SACK			
1987	Miami	12-5	30	4	34	1	0	1	0	0	
1988	Miami	16-16	40	14	54	3	0	1	1	14	
1989	Miami	4-4	12	5	17	0	1	1	0	0	
1990	Miami	8-0	8	1	9	0	0	0	0	0	
1991	Houston	12-0	4	2	6	1	1	0	0	0	
5-YEAR TOTALS		52-25	94	26	120	5	2	3	1	14	
PLAYOFFS		1-0	0	0	0	0	0	0	0	0	

ADDITIONAL STATS

Passes Defensed: 2 in 1987, 1 in 1988 for total of 3

Blocked FG: vs. Minnesota 10/2/88

Kickoff Return: 1 for 6 yds. in 1990

JERRY GRAY

Cornerback

21

Height.....6-0
Weight.....185
Born.....12/16/62
College.....Texas
How Acq.....FA-B, 1992
NFL.....8th Year



1991: Signed by the Oilers this past March 31 as a "Plan B" free agent who was left unprotected by Los Angeles Rams...Last season, played in all 16 games with nine starts at left cornerback...Started first eight games before being replaced by Todd Lyght...Finished with 39 solos and one assist for 40 total hits (plus 1 ST), three interceptions, eight passes defensed, and a fumble recovery...Tied for team pick-off lead with Darryl Henley...In 24-7 loss to Saints (9/15), had first interception in two years and returned it 59 yards (career-long) for TD...Registered career-best ten tackles (all solo) in 30-24 victory over Chargers (10/13)...In 20-17 loss to Raiders (10/20), had five tackles, an interception, and two pass break-ups...Grabbed interception off Dave Krieg pass in 23-9 season-ending loss at Seattle (12/22).

PRO: Over past eight years, was one of top cornerbacks in NFC...Served as Rams' defensive co-captain (with Kevin Greene)...Is expected to compete for starting cornerback spot with Oilers in '92 but is also capable of playing safety...Played for Los Angeles Rams from 1985-91 and was selected to four Pro Bowls which was second most among DBs in Rams' history (Eddie Meador had 5)...**1990:** In Rams' final pre-season game versus Redskins (8/31), suffered knee injury in collision with teammate Alfred Jackson...Spent first four weeks of season on injured reserve after undergoing arthroscopic surgery (9/4) to repair torn posterior cruciate ligament in left knee...Immediately reclaimed LCB job and started 12 games, finishing with 32 tackles (31, 1), ten passes defensed (2nd on team), a fumble recovery, and a forced fumble...For first time since rookie campaign of '85, did not intercept a pass...High tackle effort of season came with five against both Giants (11/11) and 49ers (11/25)...**1989:** Started all 16 games for Rams and earned fourth consecutive Pro Bowl berth...Other honors included USA Today NFL Defensive Back of the Year, College and Pro Football Newsweekly First Team All-Pro, AP Second Team All-Pro, and First Team All-AFC accolades from UPI, Pro Football Weekly, and Football News...Contributed career-best 79 tackles (team-leading 67, 12) to go with club-bests in interceptions (6) and

passes defended (23)...Also had eight special teams hits...Had only multi-interception game of career with pair in 37-14 victory over Cardinals (11/19)...Also had interceptions against Colts, Bills, and Jets...Racked up personal-high nine solos in 30-27 loss to 49ers (12/11)...In 24-20 regular season-finale against New England (12/24), returned pick-off 27 yards for a TD and added career-best (tied) nine tackles...Was named MVP in Pro Bowl after intercepting Warren Moon pass and returning it 51 yards in 27-21 NFC win...Started all three playoff games and notched 15 solo tackles, three passes defended, and a forced fumble...**1988:** Was Rams' starter at cornerback in all 16 games and racked up 63 tackles (55, 8) to finish second on team, three interceptions, and 13 passes defended while adding five ST tackles...Was voted to Pro Bowl and was also named Pro Football Weekly First Team All-NFC and AP Honorable Mention All-Pro...In season-opening 34-7 win over Green Bay (9/4), brought an interception back 47 yards for first career touchdown...In 45-31 triumph over Giants (9/25), racked up six solos and an interception of a Phil Simms' aerial...Had team-best seven tackles and a fumble recovery in 12-10 edging of New Orleans (10/30)...Started playoff loss at Minnesota (12/26) and had five tackles and three passes defended...**1987:** Started all 12 non-strike games and had 52 tackles (40, 12), two interceptions, a team-best 22 passes defended, and one ST tackle...Earned starting spot in Pro Bowl...Credited with personal-best six passes defended in 30-17 loss to Cleveland (10/26)...In 27-24 win at St. Louis (11/14), recovered Nolan Cromwell's blocked punt in the end zone for first NFL touchdown...Also had season-best eight tackles in that contest...**1986:** Started all 16 games in first full season as starter...Credited with 70 tackles (59, 11), career-best eight interceptions, 17 passes defended, and an ST tackle...Interception total was most by a Rams' player in six years (Cromwell's 8 in 1980)...Earned first Pro Bowl selection...Additional honors included Football News First Team All-NFL, AP Second Team All-Pro, and First Team All-NFC mention from UPI and Pro Football Weekly...Intercepted a pass in team's first three games versus Cardinals, 49ers, and Colts...In that San Francisco game (9/14), also blocked a field goal attempt...Saw action in playoff loss at Washington (12/28)...**1985:** As a rookie, saw action in all 16 games with one start...Totaled 17 tackles (15, 2), nine ST tackles, and two pass break-ups...Played in both playoff games and had three solos and an interception (vs. Dallas, 1/4/86)...Drafted by Rams in first round (21st overall) in 1985.

COLLEGE: Enjoyed outstanding four-year career as a Texas cornerback...Statistically, finished with 297 tackles (240, 57), 16 interceptions (1 short of UT record, 2 short of SWC mark), six fumble recoveries, and 20 passes defended...As **senior** co-captain, tied school record with seven interceptions to go with 103 tackles (88, 15) and three fumble recoveries...Was a consensus First Team All-America and First Team All-Southwest Conference choice...**Junior** totals included career-best 116 tackles (85, 31) plus four pick-offs and pair of fumble recoveries...Named First Team All-America and First Team All-SWC...In **sophomore** campaign, tallied 68 hits (57, 11) and three pass thefts...As a **freshman** reserve, had ten solos and two interceptions...Holds B.S. in communications.

PERSONAL: Married to Sherry (6/9/90), couple lives in Austin with son Jeremy (3/2/91)...During off-season, runs Jerry Gray Young Life Football Camp...Also donates considerable time to D.A.R.E. (anti-drug organization)...Was selected as a member of University of Texas' All-Time team and also Longhorns' All-Decade Team (1980's)...Hobbies are playing basketball, hunting, and fishing...Lists favorite movie as "The Color Purple," favorite TV shows as "The Cosby Show" and "Family Matters," and favorite book as "I Dream a World—Men of Courage"...Enjoys listening to Luther Vandross...Attended Estacado High School in Lubbock, Texas, lettering in football, basketball, and track...Full name is Jerry Don Gray, born December 16, 1962 in Lubbock, Texas.

NFL STATISTICS

YEAR	TEAM	G-S	TACK.	ASST.	TOTAL	FUM.			YDS.
						REC.	FOR.	INT.	
1985	L.A. Rams	16-1	24	2	26	0	0	0	0
1986	L.A. Rams	16-16	63	11	74	0	0	8	101
1987	L.A. Rams	12-12	41	12	53	0	0	2	35
1988	L.A. Rams	16-16	60	8	68	1	0	3	83
1989	L.A. Rams	16-16	73	14	87	1	1	6	48
1990	L.A. Rams	12-12	31	1	32	1	1	0	0
1991	L.A. Rams	16-9	40	1	41	1	0	3	82
7-YEAR TOTALS		104-82	332	49	381	4	2	22	349
PLAYOFFS		7-5	25	2	27	1	1	1	10

ADDITIONAL STATS

Passes Defensed: 2 in 1985, 17 in 1986, 22 in 1987, 13 in 1988, 23 in 1989, 10 in 1990, 8 in 1991 for total of 95 (p-total of 6)

Touchdowns: Recovered blocked punt in end zone vs. St. Louis 11/14/87, 47 yd. int. return vs. Green Bay 9/4/88, 27 yd. int. return vs. New England 12/24/89, 59 yd. int. return vs. New Orleans 9/15/91

Blocked FG: vs. San Francisco 9/14/86

Lateral Return: 14 yds. vs. Detroit 9/11/88

LEONARD HARRIS

Wide Receiver



83

Height5-8
Weight.....162
Born.....11/27/60
College.....Texas Tech
How Acq......FA, 1987
NFL.....7th Year



1991: Slowed by injuries, appeared in nine games as backup slot receiver in Oilers' "Run 'N Shoot"...Caught eight passes for 101 yards (12.6 avg.) and also returned two kickoffs for 34 yards...Caught 50th NFL pass on season-best 29-yarder in 47-17 victory over the Raiders (9/1)...Contributed two catches (18 yds.) and replaced Pat Coleman as kickoff returner in 30-7 triumph at Cincinnati (9/8)...In 17-7 Monday night win over Chiefs (9/16), suffered tibial plateau fracture (leg) and was placed on injured reserve (9/20)...Missed five games before being activated (11/1) prior to Washington game...Did not play against Dallas (11/10) due to calf injury...Had two receptions for 32 yards in 13-6 Monday night loss to Philadelphia (12/2)...Played in one of Oilers' two playoff games, catching one pass for seven yards in 17-10 win over Jets (12/29)...In '92, is top candidate to replace Drew Hill as one of team's four starting receivers.

PRO: Can run with the ball after the catch and is good blocker for size...Played first two pro seasons for Denver Gold of United States Football League...Also played first NFL season for the Tampa Bay Buccaneers...Entering '92 season, ranked 17th among active AFC kickoff returners with a 20.9-yard career average...**1990:** Missed all of training camp plus regular season opener due to contract holdout...Following signing (9/11), was placed on Commissioner's Roster Exemption before activation (9/15)...Played in 14 games and matched career-best with 13 receptions for 172 yards and personal-high three TDs...Had two snags for 55 yards including career-best tying 42-yard score in 48-17 romp over Cincinnati (10/14)...Caught three-yard TD for what proved to be winning score in 27-24 Monday night victory over Bills (11/26)...Final touchdown of season came on 17-yard reception in 58-14 besting of Browns (12/9)...Got extensive playing time in 41-14 playoff loss at Cincinnati (1/6/91) and was second on team with four catches for 37 yards...**1989:** Saw action in 11

contests, playing as receiver in four-wide-out offense while also serving as kick returner for first five games...Finished seventh on club with 13 receptions for NFL personal best 202 yards and two TDs (team-best 15.5-yard average)...Also returned 14 kickoffs for 331 yards and Oiler-high 23.6-yard average...Returned six KO's for 142 yards (23.7 avg.) in season-opening loss at Minnesota (9/10)...Surpassed 1000 career KO yards with personal-best 63-yarder in 34-27 victory at San Diego (9/17)...In 26-24 Monday night win over Cincinnati (11/13), replaced injured Drew Hill (back) in second quarter and caught three passes for game-high 77 yards (2nd best of career) including first career TD on a 23-yard throw from Warren Moon...Had 11-yard TD versus Raiders (11/19), and with both Hill and Ernest Givins out of lineup in loss at K.C. (11/26), led team with four receptions for 49 yards...Played both at WR and on special teams in playoff loss to Steelers (12/31)...**1988:** Appeared in all 16 games and caught ten passes for 136 yards while leading team in kickoff returns with 34 for 678 yards (19.9 avg.)...Had 56-yard kick return in loss at Philadelphia (10/2)...Enjoyed top game of season in 24-17 victory over Cleveland (11/7) with four catches for 69 yards including career-long 42-yard snag...Saw action in both playoff contests with two catches for 44 yards...**1987:** Originally signed by Oilers as replacement player and started all three of those games...Following final replacement game, suffered knee injury that required arthroscope and was placed on injured reserve (10/24)...In those three contests, caught ten passes for 164 yards...In 15-10 win at Cleveland (10/11), led all players with six receptions for career-best 104 yards...**1986:** Was signed as free agent by Tampa Bay Buccaneers (8/12)...Played six games for Bucs with three receptions for 52 yards (17.3 avg.), four kickoff returns for 63 yards, and three punt returns for 16 yards...Was placed on injured reserve (11/10) due to hamstring injury and remained there for rest of season...**1985:** In 18 games for Denver, caught 101 balls for USFL leading 1432 yards (14.2 avg.) and eight touchdowns...Also averaged 21.5 yards on kickoff returns...**1984:** Played all 18 games for the Gold with 35 catches for 657 yards (18.8 avg.) and four TDs...Also served as team's kickoff returner with 43 for 1086 yards (25.3 avg.)...Had been selected in USFL's 1984 territorial draft.

COLLEGE: Had three-year career at Texas Tech after transferring from Austin College...A three-year starter, finished sixth on Red Raiders' all-time reception list with 77 for 1026 yards (13.3 avg.) and four touchdowns...As a **senior**, led the team with 35 snags (5th best in school annals) for 546 yards (14.5 avg.) and pair of TDs...That season, set a Texas Tech single game record with 12 catches for 248 yards against Houston...Paced team as a **junior** with 30 receptions for 366 yards and two scores after catching 12 balls for 114 yards as a **sophomore**...Majored in business administration.

PERSONAL: Married to Lisa, couple resides in Houston with sons Jerome (4/14/79) and Jarod (5/1/84)...Brother Jamie was wide receiver for British Columbia and Calgary in CFL...Hobbies include golf and basketball...Lists favorite movie as "Flowers in the Attic," favorite TV show as "The Cosby Show," and favorite recording artist as Stevie Wonder...Attended McKinney (Tex.) High School, lettering in football, basketball, and track...Full name is Leonard Milton Harris, born November 27, 1960 in McKinney, Texas.

NFL STATISTICS

YEAR	TEAM	G-S	RECEIVING					KICKOFF RETURNS					
			NO.	YDS.	AVG.	LG	TD	NO.	YDS.	AVG.	LG	TD	
1986	Tampa Bay	6-0	3	52	17.3	23	0	4	63	15.8	23	0	
1987	Houston	3-0	10	164	16.4	39	0	3	87	21.4	43	0	
1988	Houston	16-0	10	136	13.6	42	0	34	678	19.9	56	0	
1989	Houston	11-0	13	202	15.5	36	2	14	331	23.6	63	0	
1990	Houston	14-0	13	172	13.2	42t	3	0	0	0	0	0	
1991	Houston	9-0	8	101	12.6	29	0	2	34	17.0	19	0	
6-YEAR TOTALS			59-3	57	827	14.5	42t	5	57	1193	20.9	63	0
PLAYOFFS			5-0	7	88	12.6	29	0	0	0	0	0	0

ADDITIONAL STATS

Punt Returns: 3 for 16 yds., 5.3 avg., long 8 in 1986

Tackles: 1-0-1 in 1987, 1-0-1 in 1988 for a total of 2-0-2

Rushing: 1 for 17 yds. vs. Patriots 10/18/87

USFL STATISTICS

YEAR	TEAM	G	RECEIVING				KICKOFF RETURNS			
			NO.	YDS.	AVG.	TD	NO.	YDS.	AVG.	TD
1984	Denver	18	35	657	18.8	4	43	1086	25.3	0
1985	Denver	18	101	1432	14.2	8	4	86	21.5	0
2-YEAR TOTALS		36	136	2089	15.4	12	47	1172	24.9	0

STEVE JACKSON

Cornerback

24

Height5-8
Weight182
Born4/8/69
CollegePurdue
How Acq.D3a, 1991
NFL2nd Year



1991: Was key contributor as rookie, appearing in 15 games with two starts at cornerback while also playing extensively on special teams...Statistically, finished with 19 solos and five assists for 24 total tackles plus seven solos and three assists on special teams (T-2nd on team)...Also had a sack, two fumble recoveries, and two passes defended...In Oilers' 42-14 victory over Denver (10/6), had season-best six tackles but suffered mild groin injury...Got first NFL start at RCB in place of Richard Johnson (knee) and had three tackles in 17-13 edging of Dolphins (10/20)...Had three tackles and recovered Erik Wilhelm fumble (forced by Lamar Lathon) that led to FG in 35-3 beating of Bengals (10/27)...Replaced injured Cris Dishman (ankle) at LCB in second half of 28-24 besting of Browns (11/17) and had two solos...Started in place of Dishman following week and contributed five solos and first career sack in 26-14 loss at Pittsburgh (11/24)...Suffered ankle sprain in Monday night loss to Eagles (12/2) and was sidelined for team's next game versus Steelers (12/8)...Played in both post-season contests and totaled one solo as CB, one ST solo, and a pass break-up...Drafted by Oilers with first of two third round picks (71st overall) in 1991.

COLLEGE: Was a four-year starter for Purdue at cornerback (4.38 in 40-yard dash)...Career statistics included 154 solos and 17 assists for 171 total tackles, three interceptions, a school-record 35 passes de-

fensed, three forced fumbles, and three blocked kicks...In **senior** season, was named AP Honorable Mention All-America and Gannett First Team All-America plus All-Big Ten...Was semi-finalist for Jim Thorpe Award, team's MVP, and co-captain...Playing LCB, contributed career-best 82 tackles (65,17), two forced fumbles, and pair of pick-offs...Played last eight games of campaign with broken hand...Had 12 tackles against Notre Dame, 11 stops versus Michigan, and season-best 16 in game with Iowa...Interceptions came against Ohio State and Northwestern...Was AP Honorable Mention All-Big Ten as a **junior** with 61 solos and four assists plus personal high 15 pass break-ups (led Big-Ten) and three kick blocks...Notched season-high 11 hits and an interception versus Michigan State...Punt blocks came in games with Illinois, Michigan, and Iowa...**Sophomore** honors included UPI Honorable Mention All-Big Ten after starting ten games at LCB and finishing with 45 tackles (40, 5) and two interceptions...Had five tackles, a fumble recovery, and first career pick-off against Ohio State...Had season-best eight tackles against Minnesota with other pass theft coming versus Michigan State...As true **freshman**, started seven games at RCB and notched 61 tackles (53, 8) and ten passes defended...Had nine stops versus Notre Dame and season-high 11 against Michigan State...Majored in advertising.

PERSONAL: Single, lives in Houston year-round...Has donated considerable time to Houston chapter of "Just Say No to Drugs"...Hobbies include playing chess and reading...List favorite movie as "The Five Heartbeats," favorite TV show as "A Different World," and favorite book as the biography of Malcom X...Enjoys listening to Alex Bugnon...Has brother John who is a DB/RB at Purdue...Attended Klein Forest High School in Houston, lettering in football and track...Was a wide receiver and cornerback in H.S....Full name is Steven Wayne Jackson, born April 8, 1969 in Houston.

NFL STATISTICS

YEAR	TEAM	G-S	TACK.	ASST.	TOTAL	FUM. QB			YDS.
						REC.	SACK	INT	
1991	Houston	15-2	26	8	34	2	1	0	0
PLAYOFFS		2-0	2	0	2	0	0	0	0

ADDITIONAL STATS

Passes Defensed: 2 in 1991 (p-total of 1)

HAYWOOD JEFFIRES

Wide Receiver



84

Height6-2
Weight201
Born12/12/64
College ..N. Carolina State
How Acq.D1b; 1987
NFL6th Year



1991: Had best season of five-year career and one of best statistical seasons of any receiver in league history...Earned first Pro Bowl berth (was starter)...Other honors included First Team All-Pro selection from AP, PFWA, NEA, Football Digest, and College and Pro Football Newsweekly, and First Team All-AFC accolades from UPI, Pro Football Weekly, and Football News...Led NFL with 100 catches for 1181 yards (1st AFC, 3rd NFL) and seven touchdowns (1st among Oiler WRs, 2nd on team)...Yards also rated fourth in AFC in total yards from scrimmage...Became just fifth player in league history to amass 100

receptions in a single season joining Washington's Art Monk (106 in 1984), Houston's Charlie Hennigan (101 in 1964), Denver's Lionel Taylor (100 in 1961), and San Francisco's Jerry Rice (100 in 1990)...Along with Drew Hill, was fourth time in Oiler history that team had pair of 1000-yard receivers in same season (Charlie Hennigan and Bill Groman in 1961, Hill and Ernest Givins in 1986, Hill and Jeffires in 1990)...Became first player since Baltimore's Raymond Berry (1959-60) to lead a conference (or a league before AFL-NFL merger) in receptions and receiving yards in consecutive seasons...Also is first player since San Diego's Lance Alworth (1965-66) to lead AFC (or AFL before merger) in reception yards in back-to-back seasons...Combined with Hill for 190 catches which was more than any other duo in NFL annals (surpassed 171 by San Diego's Kellen Winslow and John Jefferson in 1980)...Thus was member of first same-team twosome to rank 1-2 in AFC receptions since aforementioned Chargers...In individual games, led team in receptions eight times and in receiving yards six times...Member of "Fab Four" that set NFL record for receptions by four players on same team with 315, surpassing 299 by 1989 Redskins...Caught nine balls including a TD in Monday night 17-7 victory over K.C. (9/16), then followed up with 98 receiving yards in 24-20 loss at New England (9/22)...In 23-20 edging of Jets (10/13), was named AFC Offensive Player of the Week after tying 30-year-old club record with 13 catches (Hennigan vs. Patriots 10/13/61) for 186 yards (2nd best of career, 9th best in team history)...Led team with eight receptions for 122 yards (3rd career 100-yard game) and a score despite 26-14 loss at Pittsburgh (11/24)...In 13-6 loss to Philly (12/2), snagged eight balls for 82 yards to move past Tim Smith into fifth place on Oilers' all-time receptions list...Had season-best 44-yard grab among 91 receiving yards and game-winning TD in 17-14 besting of Browns (12/15)...100th catch of season came on fourth quarter six-yarder in regular season-ending loss to Giants (12/21)...Started both playoff games and contributed 11 catches for 148 yards and a TD...In post-season loss at Denver (1/4/92), led team with seven receptions for 99 yards and first playoff TD.

PRO: Possesses tremendous talent with combination of size, speed, and ability to run away from defenders after the catch...Ranks fifth on Oilers' all-time receptions list (230) and seventh on receiving yards chart (2986)...Entering 1992, consecutive starts streak stands at 32...**1990:** Started all 16 games finishing with 74 catches (T-1st AFC, T-5th NFL, T-1st on team) for 1048 yards (1st AFC, 6th NFL), a team-best 14.2 per-catch average, and eight TDs (T-10th AFC)...In leading AFC in both yards and receptions, recorded first 1000-yard season and earned Second Team All-NFL honors from College and Pro Football Newsweekly and The National...Along with Drew Hill, was third time in Oiler history that team has had pair of 1000-yard receivers in same season (accomplished 4th time in '91)...In individual games, led team in receptions club-best seven times and in receiving yards three times...Member of "Fab Four" that ended up with 286 catches, 14 shy of eclipsing NFL record for four players on same team (broken in '91), and also was first quartet in league history to each get 65 or more receptions...Caught third TD pass in four games while snagging eight balls for 89 yards in 17-12 loss to Jets (10/28)...100th career reception went for 37-yard TD in 27-24 Monday night victory over Buffalo (11/26)...In 27-10 win at K.C. (12/16), had sensational game with nine catches for 245 yards (NFL's best in 1990) including 87-yard TD (longest by an Oiler since 12/13/70)...That marked second best receiving performance in team history behind Hennigan's 272 yards versus Boston (10/13/61)...Had two grabs for 33 yards in playoff loss at Cincinnati (1/6/91)...**1989:** Played in all 16 games with four starts while finishing third on club with 47 catches for 619 yards and pair of scores...Started regular season opener at Minnesota in place of Drew Hill (9/10)...To take advantage of height and leaping ability, actually played defensive back at end of first half in 39-7 win over Miami (10/1)...Finished with 72 receiving yards including spectacular 45-yard diving TD grab in 33-28 victory at Chicago

(10/15)...Started three consecutive games versus Raiders, Chiefs, and Steelers (weeks #11-13) in place of injured Hill (back)...In 23-7 besting of Raiders (11/19), had 79 yards along with perhaps play of game with leaping 37-yard reception in snowstorm that led to Lorenzo White's winning TD in 23-16 triumph at Pittsburgh (12/3)...Had three catches for 16 yards in post-season loss to Steelers (12/31)...**1988:** Spent most of season on injured reserve (on 8/29) due to ankle injury...Activated prior to 14th game (12/2), had acrobatic 42-yard snag in 41-6 win over Bengals (12/11)...Caught first NFL touchdown pass (7 yds. from Warren Moon) in loss to Browns (12/18)...Really began to emerge in playoffs, finishing second on team in both receptions (8) and yards (130)...Had five catches for 78 yards in divisional playoff at Buffalo (1/1/89)...**1987:** As a rookie, appeared in nine games with one start, catching seven balls for 89 yards...Recorded first NFL reception on 22-yard pass from Warren Moon in 20-16 win over Rams (9/13)...Got first NFL start in 21-7 replacement team loss to New England (10/18)...Longest reception of season came on 23-yarder versus Colts (11/29)...Drafted by Oilers with their second of two first round picks (20th overall) in 1987...That pick had been acquired from Rams in Jim Everett trade...Had been ranked by most scouting services as top receiver in that draft.

COLLEGE: Finished four-year career for Wolfpack with 111 receptions (second in school history) for 1733 yards (third) and 14 touchdowns (first)...As a **senior**, racked up 40 catches for 591 yards (14.8 avg.) and four TDs to earn Second Team All-Atlantic Coast Conference honors...Added 67 yards on three rushing attempts including 62-yard TD reverse against Clemson...Top '86 game included seven snags for 164 yards and a touchdown in game with Western Carolina...Also caught pair of passes in East-West Shrine Game...Led Wolfpack as a **junior** with 36 catches for 542 yards (15.1 avg.) and school-best six touchdowns...Earned ACC Player of the Week honors against South Carolina with five receptions for 114 yards and two scores...In that game with Gamecocks, seven and 75-yard TDs came in contest's final 4:10 and rallied N.C. State to 21-17 win...Caught 22 balls for 405 yards (18.4 avg.) and four touchdowns as a **sophomore**...Credited with 53-yard TD against Wake Forest and 32-yard score versus Clemson...Played in seven games with two starts as a **freshman**, contributing 13 receptions for 195 yards (15.0 avg.)...Timed at 4.47 in 40-yard dash, was fastest member of North Carolina State team...Holds B.A. in recreation administration.

PERSONAL: Married to Robin (6/13/92), couple splits off-season between Houston and Greensboro, North Carolina...In May of 1988, was one of eight league players who competed in the "NFL's Fastest Man" event in California...While a student in Raleigh, spent considerable time working with handicapped children...Hobbies include fishing, jogging, and playing basketball...Lists favorite movie as "The Exorcist" and favorite TV show as "The Cosby Show"...Enjoys listening to Stevie Wonder...Attended Page High School in Greensboro, lettering in football, basketball, and track...As a senior, had 27 receptions for 500 yards and five TDs to help lead team to Class 4-A state championship...Also averaged 14 points and seven rebounds for 4-A state basketball champs...Had several basketball scholarship offers...Full name is Haywood Franklin Jeffires, born December 12, 1964 in Greensboro, North Carolina.

NFL STATISTICS							
YEAR	TEAM	G-S	NO.	YDS.	AVG.	LONG	TD
1987	Houston	9-1	7	89	12.7	23	0
1988	Houston	2-0	2	49	24.5	42	1
1989	Houston	16-4	47	619	13.2	45	2
1990	Houston	16-16	74	1048	14.2	87t	8
1991	Houston	16-16	100	1181	11.8	44	7
5-YEAR TOTALS		59-37	230	2986	13.0	87t	18
PLAYOFFS		7-3	24	327	13.6	35	1

RICHARD JOHNSON

Cornerback

23



Height6-1
Weight195
Born9/16/63
CollegeWisconsin
How Acq.D1b, 1985
NFL8th Year

1991: Started 14 games at right cornerback, missing two due to knee injury...Bothered by knee problem all season, showed determination and ability to play with pain...Finished fifth on team (2nd among DBs) with 67 total tackles (52, 15) plus three special teams hits...Also added eight passes defended, but for first time since rookie campaign, did not record a regular season interception...Notched eight solos in 24-20 loss at New England (9/22), then rested knee during bye week workouts that followed that game...Suited up but did not play (knee, replaced by Steve Jackson) in 17-13 edging of Dolphins (10/20) which snapped streak of 22 consecutive starts...Was on two-man inactive list (replaced by Darryll Lewis) for following Sunday's 35-3 besting of Bengals (10/27)...Returned to action with eight tackles and a pass break-up in 16-13 OT loss at Washington (11/3)...Enjoyed one of top efforts of season with eight stops and three passes defended in AFC Central Division-clinching 31-6 triumph over Pittsburgh (12/8)...Started both playoff games and was third on club with 11 tackles plus an interception (vs. Broncos 1/4/92, 25-yd. return).

PRO: Good coverage ability, has outstanding size and strength for a cornerback...Entering 1992, consecutive starts streak stands at eight...**1990:** Was full-time player for first time in career, starting all 16 games at RCB...Led AFC (2nd in NFL behind Chicago's Mark Carrier's 10) in interceptions with career-high eight which marked most pickoffs by an Oiler since Mike Reinfeldt got 12 in 1979...Also was third time since 1970 merger an Oiler has had undisputed possession of AFC interception lead...Finished sixth on team with 70 tackles (54, 16) plus three S.T. hits and tied for club lead (with Cris Dishman) in passes defended with 16...In individual games, led team in solo tackles four times and in total tackles three times...Paced team with nine tackles against Falcons (9/9) and Colts (9/23)...Had interceptions in back-to-back games against 49ers (10/7) and Bengals (10/14) with pickoff versus Cincinnati being returned 30 yards for only career TD...Registered personal-best ten solos in 17-13 loss to Rams (11/4)...In 27-10 win at Kansas City (12/16), had second career multi-interception game (2)...Had pickoff in playoff-clinching 34-14 triumph over Steelers (12/30) that cemented AFC lead in that category...Had one assist in playoff loss at Cincinnati (1/6/91) before suffering shoulder injury...**1989:** Appeared in 14 games playing special teams and CB in nickel packages...Had 22 tackles (17, 5), an interception, and seven passes defended (plus 4 S.T. hits)...Had only interception of season off Dan Marino pass (tipped by Richard Byrd) in 39-7 victory over Dolphins (10/1)...Was on two-man inactive list for wins over Detroit (back, 11/5) and Tampa Bay (11/12)...Was placed on reserve inactive list (12/29) and thus did not play in playoff loss to Pittsburgh...**1988:** Saw action in all 16 games with three starts and finished tenth on team in tackles with 44 (31, 13) while adding ten special teams solos...Tied for second behind Jeff Donaldson for interception lead with three while also placing sixth in passes defended with ten...Started first three games of season (Oilers won two) at RCB in place of Patrick Allen who had just ended contract holdout...In 45-3 loss to Jets (9/18), tied for team tackle lead with nine (6, 3) and also got first career forced fumble...Got interceptions against Steve Gro-

gan's Patriots (9/25), Steve DeBerg's Chiefs (10/9), and Don Strock's Browns (10/30)...Played in both post-season games and was fifth on team with eight tackles plus an interception and two pass break-ups...Had fourth quarter pick-off of Mike Pagel pass that led to Tony Zendejas' FG that provided winning margin in 24-23 wild card win at Cleveland (12/24)...**1987:** Saddled by injuries, played in five games with one start and had 26 tackles (19, 7), three special teams hits, and an interception...Had best game in 37-33 win over Falcons (10/25) with seven tackles, two pass break-ups, and pick-off of Scott Campbell pass that led to Oiler TD...Got only start of season in place of injured Patrick Allen in 31-29 victory at Cincinnati (11/1) and led team in solos (8) and total tackles (9)...Was placed on injured reserve (11/14) due to knee injury that required arthroscopy...**1986:** Appeared in all 16 games as special teamer and reserve CB, ending up with 23 total tackles (17, 6) and two interceptions...Had first QB sack of NFL career against Eric Hipple in game with Detroit (10/5)...In loss at Miami (11/2), had two interceptions of Dan Marino passes on successive third quarter series...Those pick-offs were first of NFL career and marked first time an Oiler had picked off two passes in one game since Bo Eason did it in 1985 (11/24 vs. Chargers)...**1985:** Missed entire rookie training camp due to contractual problems...Still saw action in all 16 games with pair of starts (vs. Kansas City 11/3, Buffalo 11/10)...Played extensively on special teams and also backed up Patrick Allen and Steve Brown at cornerback...Had 22 total tackles (19, 3) and four passes defended...Top '85 game came in 20-10 victory over St. Louis (10/27) with four solos and three passes defended...Was drafted with Oilers' second choice in first round (11th overall) in 1985 on pick acquired from New Orleans in Earl Campbell trade.

COLLEGE: Was a three-year starter at Wisconsin, compiling career totals of 98 solos and 44 assists for 142 total tackles, five interceptions, and 14 passes defended...As a **senior**, was in on 68 tackles (49, 19), had three pick-offs, and seven passes defended...For that performance, earned All-America honors from Football Writers and The Sporting News, and was UPI First Team All-Big Ten and AP Second Team All-Big Ten selection...Played in the East-West Shrine Game and had one interception...Started every Badger game in '84 including Hall of Fame Bowl...Outstanding speed and acceleration helped account for school record six blocked kicks in senior season (nine in career)...Recovered a blocked punt for a touchdown to earn Sports Illustrated Defensive Player of the Week honors in '84 game with Missouri...Started seven games as a **junior**, missing four due to shoulder injury...Played in all 11 games with eight starts in **sophomore** season...Also was sprinter for Wisconsin's track team...Holds B.S. from Wisconsin.

PERSONAL: Married to Diana (6/1/91), resides year-round in Houston...Earned MBA this past off-season...Donates considerable time to Houston's Shape Community Center and the Martin Luther King, Jr. Center...Hobbies include chess and singing...Lists favorite movie as "The Greatest" (biography of Muhammad Ali), favorite TV show as "Tony Brown's Journal," and favorite books as Ralph Ellison's "The Invisible Man" and James Baldwin's "Nobody Knows My Name"...Enjoys listening to Miles Davis, Tracy Chapman, and Public Enemy...Attended Thornton High School in Harvey, Illinois, earning All-State honors as a senior...Lettered in five different sports at Thornton...Full name is Richard James Johnson, born September 16, 1963 in Chicago, Illinois.

NFL STATISTICS

YEAR	TEAM	G-S	TACK.	ASST.	TOTAL.	FUM.			QB
						FOR.	INT.	YDS.	SACK
1985	Houston	16-2	19	3	22	0	0	0	0
1986	Houston	16-0	17	6	23	0	2	6	1
1987	Houston	5-1	22	7	29	0	1	0	0
1988	Houston	16-3	41	13	54	1	3	0	0
1989	Houston	14-0	20	6	26	0	1	0	0
1990	Houston	16-16	56	17	73	0	8	100	0
1991	Houston	14-14	54	16	70	1	0	0	0
7-YEAR TOTALS		97-36	229	68	297	2	15	106	1
PLAYOFFS		5-3	17	3	20	0	2	25	0

ADDITIONAL STATS

Passes Defensed: 4 in 1985, 1 in 1986, 4 in 1987, 10 in 1988, 7 in 1989, 16 in 1990, 8 in 1991 for total of 50 (p-total of 3)

Kickoff Returns: 1 for 2 yds. in 1988

Touchdown: 30-yd. interception return vs. Cincinnati 10/14/90

SEAN JONES

Defensive End



96

Height.....6-7
Weight.....264
Born.....12/19/62
College...Northeastern
How Acq....Trade, 1988
NFL.....9th Year



1991: Missed entire pre-season due to contract dispute, eventually signing August 30, two days prior to opening game...Did not start for first four games before reclaiming starting right end spot for remainder of season...Overall, played in all 16 games with 12 starts and finished seventh on club (2nd among DLs) with 60 total tackles (43, 17)...Ranked second on team (behind William Fuller) with ten sacks (T-6th AFC) while also contributing a pass break-up and two blocked field goals (vs. Bengals 9/8, vs. Giants 12/21)...Had four multi-sack games and now has ten for career (7 with Oilers)...In 42-14 hammering of Broncos (10/6), registered seven tackles, two sacks, and a forced fumble...In wins over next three weeks against Jets, Dolphins, and Bengals, helped Oiler defense limit opposition to rushing totals of 43, 57, and 37 yards...Notched consecutive two-sack efforts in 26-23 OT win over Dallas (11/10) and in 28-24 clipping of Cleveland (11/17)...Had season-best eight tackles in Monday night loss to Eagles (12/2)...Had two of team's seven sacks (most by Oilers since 8 vs. Bills 11/10/85) as Houston defeated Pittsburgh 31-6 (12/8)...Started both playoff games and ended up with two total tackles.

PRO: Over last seven NFL seasons, has produced 66 QB sacks...Entering '92 season, ranked seventh on list of active AFC sackers with 67...Was acquired by Oilers from Raiders (4/21/88) along with L.A.'s second and third round selections in 1988 draft in exchange for one of Houston's two first round choices (9th overall) plus Oilers' '88 third and fourth rounders...At 29 years old and already with eight years of NFL experience, is still considered one of top pass rushers in AFC...Since entering NFL, has played in 123 of 124 non-strike games...Entering 1992, consecutive starts streak stands at 12...**1990:** Started at RE in all 16 games and recorded 12 1/2 sacks (T-5th AFC, T-8th NFL), most by an Oiler since Jesse Baker's team record of 15 1/2 in 1979...Was one of three Oilers to notch at least

eight sacks (also Ray Childress, William Fuller)...Finished ninth on team (2nd among DLs) with 56 total tackles (34, 22) plus four pass break-ups, two blocked PATs, and a blocked FG...Contributed at least one sack in seven of final eight games...Missed all of training camp, not signing contract until August 24...Had multi-sack contest with two plus a blocked FG and pass break-up in 23-10 win over Saints (10/21)...In 35-23 triumph at Cleveland (11/18), had five stops plus 1 1/2 QB drops...Had season-high eight tackles plus a sack in 27-24 Monday night edging of Buffalo (11/26)...Had two blocked PATs while also racking up two-sack performance in 40-20 loss at Cincinnati (12/23)...Started and had pair of tackles in post-season loss to Bengals (1/6/91)...**1989:** Appeared in all 16 games with five starts (1st 4 games plus #6), and had 35 tackles (21, 14), six QB sacks (3rd on team), two fumble recoveries, and two passes defended...Began season as starter at RE in revamped defensive line due to injury to Doug Smith...In 27-0 shutout of Steelers (10/22), had sack and fumble recovery as defense limited Pittsburgh to 132 offensive yards (fewest in 12 years)...Had multi-sack game (2) plus season-best four tackles in 20-17 win over Tampa Bay (12/10)...Played in post-season loss to Steelers (12/31) and had two tackles...**1988:** In first season with Oilers, appeared in all 16 games and ended up with 37 tackles (22, 15), 7 1/2 QB sacks, a fumble recovery, and two pass bat-downs...Helped Oiler defense accumulate 42 sacks which tied for third in AFC...In first appearance versus former Raider teammates, had four tackles and a sack in 38-35 win (9/11)...Had season-best six tackles plus a sack in loss to Jets (9/18)...Notched multi-sack game with two as Houston defeated Patriots 31-6 (9/25)...**1987:** For Raiders, started all 12 non-strike contests, contributing 37 tackles (24, 13), six sacks (2nd on club), and two fumble recoveries...Had sacks in four consecutive games played (vs. Lions, Seahawks, Patriots, Vikings)...Fumble recoveries came in back-to-back games with Seattle and Buffalo (11/30, 12/6)...**1986:** Enjoyed banner season, starting all 16 games and leading the AFC (4th in NFL) with 15 1/2 QB sacks while notching 64 total tackles (39, 35) which ranked second among Raider DLs...Registered three QB drops against Redskins (9/14)...**1985:** Appeared in 15 games, starting weeks #12-15 in place of injured Lyle Alzado...Ended up with 35 total hits (20, 15) plus 8 1/2 sacks...Notched three sacks in game with Jets (9/8) and blocked extra point in loss to Seahawks (11/3)...Missed only regular season (non-strike) game of career in regular season finale against Rams (12/23)...Also started playoff loss to New England (1/5/86)...**1984:** As a rookie, saw action in all 16 games plus playoff loss to Seattle (12/22)...Contributed 15 tackles (9, 6) and a sack...Was drafted by Raiders in second round (51st overall) in 1984.

COLLEGE: Had four-year career at Northeastern...Played first two seasons as offensive tackle for Huskies before conversion to defensive tackle...Two-year defensive statistics included 70 solos and 61 assists for 131 total tackles, ten QB sacks, and eight pass bat-downs...As a **senior**, had 59 tackles (33, 26) and four QB drops...Top senior game came with 12 tackles and a sack against Maine while also adding two sacks versus Massachusetts...**Junior** totals included 72 tackles (37, 35) plus six QB drops...Also played lacrosse for Huskies...Holds B.S. in marketing.

PERSONAL: Single, makes off-season home in Santa Monica, California...Spent off-season working as stockbroker for Dean Witter in Beverly Hills...While in college, had worked as tax assistant in New York corporate headquarters of F.D. Woolworth...Over last four Thanksgivings, was heavily involved in food drives that raised over 40,000 lbs. of nonperishable items (local grocery chain had pledged to triple that amount)...Was very active in community work in Los Angeles, heading Raiders' Thanksgiving Food Drive that raised over 300 tons of food over two holidays for needy families...Is spearheading fund-raising for memorial fund for former Raider teammate and roommate Stacey Toran who was killed in 1989 automobile accident...In

1987, served as Raiders' spokesman for United Way and was the club's Miller Defensive Lineman of the Year...Hobbies include going to movies and real estate...Lists favorite movie as "Runaway Train," favorite TV shows as "thirtysomething" and "Married With Children," and favorite book as "Before the Mayflower"...Enjoys listening to Michael Franks, Al Jarreau, and Michael Tomlinson...Attended Montclair-Kimberly Academy in Montclair, New Jersey, lettering in football, lacrosse, and basketball...Earned All-State honors as defensive end and fullback as a senior...In high school, lost a county hurdles race against former 49er Renaldo Nehemiah...Has brother Max who played linebacker for Birmingham of USFL and was signed by Oilers for '90 training camp...Full name is Dwight Andre Sean-O'Neil Jones, born December 19, 1962 in Kingston, Jamaica.

NFL STATISTICS

YEAR	TEAM	G-S	TACK.	ASST.	TOTAL	FUM. REC.	FUM. FOR.	QB SACK
1984	Raiders	16-0	9	6	15	0	0	1
1985	Raiders	15-4	20	15	35	1	0	8.5
1986	Raiders	16-16	39	35	74	0	0	15.5
1987	Raiders	12-12	24	13	37	2	0	6
1988	Houston	16-0	22	15	37	1	0	7.5
1989	Houston	16-5	21	14	35	2	0	6
1990	Houston	16-16	34	22	56	1	1	12.5
1991	Houston	16-12	43	17	60	0	1	10
8-YEAR TOTALS		123-65	212	137	349	7	2	67
PLAYOFFS		8-5	12	3	15	0	0	0

ADDITIONAL STATS

Passes Defended: N/A 1984-87, 2 in 1988, 2 in 1989, 4 in 1990, 1 in 1991

Blocked PAT: vs. Seattle 11/3/85, 2 vs. Cincinnati 12/23/90

Blocked FG: vs. New Orleans 10/21/90, vs. Cincinnati 9/8/91, vs. N.Y. Giants 12/21/91

VICTOR JONES

Running Back

30

Height 5-8
Weight 220
Born 12/5/67
College .. Louisiana State
How Acq. ... FA, 1991
NFL 3rd Year



1991: Had left the Oilers prior to season via "Plan B," signing with New England (4/1)...Was eventually waived by Patriots (8/26) and re-signed with Houston (9/4) following the first regular season game...Played in 14 games, exclusively as a special teamer...Contributed eight special teams tackles on five solos and three assists...Notched pair of ST hits in first action of season, a 30-7 win at Cincinnati (9/8)...Had season-best three tackles against former team in 24-20 loss at New England (9/22)...Suffered ankle sprain in 35-3 besting of Bengals (10/27) and was subsequently placed on two-man inactive list for Washington game (11/3)...Saw action on special teams in both playoff games but did not register a tackle.

PRO: Is very tough blocker with good running ability...Amazingly for size, is one of top three bench-pressers on entire team (455 lbs.)...**1990:** Signed by Oilers as free agent (5/15), impressed coaches during training camp and earned spot on practice squad...Spent first four weeks of season on practice squad before being activated to

47-man roster following the release of Mike Rozier (10/2)...Overall, played in 10 games and carried the ball 14 times for 75 yards (5.4 avg.) while also adding three special teams tackles (2, 1)...Led the team in rushing with 36 yards on five totes in 48-17 win over Cincinnati (10/14)... Missed Jets and Rams games (10/28, 11/4) due to knee injury...With injury to Allen Pinkett (lymph infection), saw extensive action at RB in 58-14 rout of Browns (12/9)...In that contest, gained 39 yards on nine carries including career-best 14-yard run...Played in Cincinnati playoff loss (1/6/91), but recorded no statistics.

COLLEGE: Played four seasons at Louisiana State...Career statistics included 175 rushes for 646 yards (3.7 avg.) and 11 touchdowns...Also caught 12 balls for 106 yards (8.8 avg.)...Overall for Tigers, played 42 games with 23 starts...As a **senior**, played in nine games with four starts and contributed 152 yards on 38 runs with a score...**Junior** totals showed 103 yards gained on 46 tries with a pair of TDs...Had seven catches for 59 yards...Had career-bests in **sophomore** season in rushes (69), yards (272), and touchdowns (7) to go with three receptions for 18 yards...Scooted for 119 yards on 23 runs (5.2 avg.) as a **freshman**...Majored in general studies.

PERSONAL: Married to Stacey, couple resides year-round in Houston with son Victor (5/26/88) and daughter Lauren (5/31/90)...Spends considerable time speaking at area schools...Also has "adopted" two elementary schools in hometown of Zachary, Louisiana and does extensive work there...Hobbies include traveling, weightlifting, and playing basketball...Lists favorite movie as "JFK," favorite TV shows as "The Wonder Years" and "Quantum Leap," and favorite book as The Bible...Enjoys listening to Michael Jackson and Anita Baker...Attended Zachary (La.) High School, lettering in football, track, wrestling, and weightlifting...Full name is Victor Tyrone Jones, born December 5, 1967 in Baton Rouge, Louisiana.

NFL STATISTICS

YEAR TEAM	G-S	ATT.	YDS.	AVG.	LG	TD
1990 Houston	10-0	14	75	5.4	14	0
1991 Houston	14-0	0	0	0	0	0
2-YEAR TOTALS	24-0	14	75	5.4	14	0
PLAYOFFS	3-0	0	0	0	0	0

ADDITIONAL STATS

Tackles: 2-1-3 in 1990, 5-3-8 in 1991 for total of 7-4-11

SCOTT KOZAK

Linebacker

56



Height.....6-3
Weight.....222
Born.....11/28/65
College.....Oregon
How Acq......D2, 1989
NFL.....4th Year



1991: For third time in three-year career, played in all 16 games...Most action came on special teams with very limited duty at linebacker...Finished with one solo and one assist as LB plus a half sack and a forced fumble...Tied for second on club (behind Eugene Seale) in special teams tackles with ten (9, 1)...In 17-7 Monday night

win over Chiefs (9/16), had two solos and forced a Fred Jones fumble on a punt return (recovered by Mike Dumas) that led to a Houston TD...Also had pair of ST tackles in wins over Denver (10/6) and Cleveland (12/15)...In 31-6 win over Steelers (12/8), replaced Johnny Meads at LB in final quarter and recorded three tackles and a half sack...Had a special teams solo in each of team's two playoff games.

PRO: Intelligent player with good speed and agility...**1990:** Appeared in all 16 contests, primarily on special teams, and ended up fifth on team with 11 ST tackles plus a forced fumble and a fumble recovery...Had pair of special teams tackles in loss to 49ers (10/7) while also forcing a John Taylor fumbled punt...Also had two ST tackles in games against Cleveland (11/18) and Cincinnati (12/23)...Played on special teams and at LB in post-season loss at Cincinnati (1/6/91)...**1989:** As a rookie, appeared in all 16 games and ended up with ten tackles (9, 1) at LB plus six on special teams...Got considerable playing time at linebacker in 38-7 loss at Minnesota in season-opener (9/10) and had three solos...In 26-24 Monday night win over Bengals (11/13), recovered Kendal Smith's fumbled kickoff (forced by Bubba McDowell)...Suffered concussion in 23-7 win against Raiders (11/19) and did not return to game...Credited with career-best four solos in loss at Cincinnati (12/17)...Had one ST hit in post-season loss to Steelers (12/31)...Underwent arthroscope on knee in June...Drafted by Oilers in second round (50th overall) in 1989.

COLLEGE: Four-year Oregon totals included 156 solos and 50 assists for 206 total tackles, plus two interceptions, ten QB sacks, nine fumble recoveries, and four forced fumbles...As a **senior**, was named Second Team All-PAC 10, was Oregon's Player of the Year, and was a finalist for the Butkus Award (given annually to the nation's top linebacker)...Also earned GTE Academic All-America honors and was selected to play in the Senior Bowl and the Japan Bowl...Started at left outside linebacker, finishing second on the team in total tackles with 92, and leading the Duck defense in solos (67), QB sacks (6), fumble recoveries (4), and tackles for losses (11)...Also had pair of interceptions...Had season-high 11 tackles against Arizona, UCLA, and Hawaii...**Junior** totals included 51 total tackles (34, 17), a team-high nine tackles for losses, and three sacks in ten games...Had two of those sacks against Colorado and had season-best ten tackles against San Diego State...In **sophomore** season, finished with 32 tackles (29, 3) with four for losses in nine contests (2 starts)...In **freshman** year, missed four games due to back injury...Was key reserve LB, ending up with 31 tackles (26, 5) plus a sack in seven games...Recovered two fumbles versus Stanford, picking one out of the air and returning it 28 yards for a touchdown...Was redshirted in 1984...Holds B.S. in physical education.

PERSONAL: Married to Kim (3/18/89), couple spends off-season in Molalla, Oregon...Has donated time as a weightlifting instructor for Special Olympics...Hobbies include coin collecting, snow skiing, and traveling...Lists favorite movie as "Predator" and favorite TV show as "Cheers"...Enjoys listening to Phil Collins and Steve Winwood...Played on same Oregon team as brother Kyle...Father was minor league baseball player...Attended Colton (Ore.) High School, lettering in football, basketball, and track...Played linebacker, tailback, safety, and punter...Was three-time Oregon Class A champion in long jump, 200, and 400-meter dashes...Also was member of National Honor Society...Full name is Scott Allen Kozak, born November 28, 1965 in Hillsboro, Oregon.

NFL STATISTICS

YEAR	TEAM	G-S	TACK.	ASST.	TOTAL	FUM. REC.	FUM. FOR.	QB SACK
1989	Houston	16-0	14	2	16	1	0	0
1990	Houston	16-0	11	0	11	1	1	0
1991	Houston	16-0	10	2	12	0	1	.5
3-YEAR TOTALS		48-0	35	4	39	1	2	.5
PLAYOFFS		4-0	3	0	3	0	0	0

LAMAR LATHON

Linebacker

57

Height.....6-3
Weight.....252
Born.....12/23/67
College.....Houston
How Acq......D1, 1990
NFL.....3rd Year



1991: Completed one of most remarkable on-field turnarounds in recent memory...Won starting left linebacker job and started all 16 games after rebounding from January (1991) shoulder surgery...Ranked second on team in total tackles with 115 (behind Al Smith's 143) on 85 solos and 30 assists (plus 1 ST solo), was first in forced fumbles with six, was third in interceptions with three, and was third in passes defended with ten...Had streak of four straight games with at least one turnover (5 forced fumbles, 2 interceptions during streak)...In individual games, led team in solos seven times and in total tackles five times...Got first NFL sack (on Vince Evans) in 47-17 opening-day win over Raiders (9/1)...In 30-7 victory at Cincinnati (9/8), intercepted Boomer Esiason pass and returned it 52 yards (longest by Oiler since Eugene Seale's 73-yarder vs. Broncos 10/4/87) for a TD to earn AFC Defensive Player of the Week honors...Had ten tackles in 42-14 beating of Broncos (10/6)...In 17-13 win at Miami (10/20), started turnover streak with pair of forced fumbles including one by Sammie Smith at Oiler one-yard line with three minutes remaining in game (recovered in end zone by Cris Dishman)...In following week's 35-3 romp over Cincinnati (10/27), chipped in with nine tackles, an interception (that led to TD on next play), and a forced fumble...Contributed seven tackles, an interception, and a forced fumble in 16-13 OT loss at Washington (11/3)...As Houston beat Dallas 26-23 in OT (11/10), had seven hits, three pass break-ups, and key forced fumble (in OT on Emmitt Smith at Oiler 15-yard line)...Had ten tackles in 28-24 clipping of Cleveland (11/17), then had career-high 13 stops in Monday night 13-6 loss to Philadelphia (12/2)...In 31-6 rout of Pittsburgh (12/8), had seven tackles, a sack, and forced a Neil O'Donnell fumble that was returned 70 yards for a TD by Al Smith...Notched ten solos in 17-14 win at Cleveland (12/15), then in next game, suffered rib/back injury on opening series as Oilers lost to Giants (12/21)...Started both playoff games and led team in total tackles with 18...Had 11 tackles in win over Jets (12/29) and seven in loss at Denver (1/4/92)...Had arthroscope this past off-season (2/12/92) to repair lateral meniscus tear in left knee.

PRO: Beginning to emerge as one of top up-and-coming linebackers in AFC...Combines size, strength, speed (timed as fast as 4.5 in 40-yard dash), and quickness...**1990:** As a rookie, played in 11 games with one start as special teamer and reserve linebacker...Had ten tackles (8, 2) at LB and added three solos on special teams to go with a forced fumble and a fumble recovery...Was on two-man inactive list for season-opener, played in week #2, then went on injured reserve.

(9/19) due to shoulder injury...Had arthroscopic surgery on shoulder (9/25, had tear in lining around shoulder joint) but was later activated from IR (10/19)...Got first tackle of career on Eric Metcalf in 35-23 win at Cleveland (11/18)...Got first playing time at LB in place of Al Smith (shoulder) in loss at Seattle (12/2)...Had first career start (at LLB) in regular season finale versus Pittsburgh (12/30) and had seven tackles while forcing a Tim Worley fumble on Steelers' first play that led to Oilers' initial points...Also started playoff loss at Cincinnati (1/6/91) and had six solos, an ST hit, and a pass break-up...Drafted by Oilers in first round (15th overall) in 1990.

COLLEGE: Made decision to apply for NFL draft despite having one season of eligibility at Houston remaining...Two-year (plus one game) totals included 111 solos and 77 assists for 188 total tackles...Played just one game as a **senior** due to injuries that required surgery...Suffered fractured and displaced sternum in auto accident that required surgery in later July...Returned to action in season's second game versus Arizona State and had three tackles before incurring torn anterior cruciate knee ligaments in practice next week...Underwent surgery and was sidelined for remainder of season...Had been pre-season First Team All-Southwest Conference selection after being moved to inside linebacker during spring drills...In **junior** campaign, racked up 103 total tackles (60, 43) to go along with two interceptions, two forced fumbles, two fumble recoveries, three passes defensed, and a QB sack...Was Cougars' starter at left outside linebacker...Earned Second Team All-SWC and Associated Press Honorable Mention All-America honors...Top tackle game of season included 15 versus Arkansas and 12 in game with Texas A&M...Had 11 tackles against both Missouri, Baylor (plus interception), and Texas Christian (sack, forced fumble)...Played left outside linebacker as a **sophomore** and finished with 82 total tackles (48, 34) to go with one pass defensed...Had five hits against Oklahoma State in first college game...Notched 12 tackles in contest with Baylor and recorded season-high 15 stops in loss to Texas A&M...Due to NCAA's Proposition 48, did not play for UH as a **freshman**...Majored in education.

PERSONAL: Has daughter Octavia and resides year-round in Houston...Is represented by former Oiler Assistant General Manager Tom Williams...Hobbies include hunting and motorcycle riding...Lists favorite movie as "RoboCop" and favorite TV show as "The Cosby Show"...Enjoys listening to Angela Winbush...Attended Wharton (Tex.) High School, lettering in football, basketball, and track...Named First Team All-District as linebacker...Was basketball team captain and also finished second in 110 hurdles in state championship...Full name is Lamar Lavantha Lathon, born December 23, 1967 in Wharton, Texas.

NFL STATISTICS

YEAR	TEAM	G-S	TACK.	ASST.	TOTAL	FUM.			YDS.	QB SACK
						REC.	FOR.	INT.		
1990	Houston	11-1	11	2	13	1	1	0	0	0
1991	Houston	16-16	86	30	116	0	6	3	77	2
2-YEAR TOTALS		27-17	97	32	129	1	7	3	77	2
PLAYOFFS		3-3	17	8	25	0	0	0	0	0

ADDITIONAL STATS

Passes Defensed: 0 in 1990, 10 in 1991 for total of 10 (p-total of 1)

Touchdown: 52-yd. interception ret. vs. Cincinnati 9/8/91

DARRYLL LEWIS

Cornerback

29

Height 5-9
Weight 188
Born 12/16/68
College Arizona
How Acq. D2b, (1991)
NFL 2nd Year



1991: Performed well enough in training camp to earn roster spot, then got significant playing time during season...Appeared in all 16 games with one start as special teamer and reserve cornerback...Got extensive playing time in Oilers' nickel/dime packages...Statistics included 26 tackles as DB (17, 9) plus six total hits (5, 1) on special teams...Also added an interception, a sack, a fumble recovery, and tied for fifth on club with seven passes defensed...In 23-20 victory over Jets (10/13), registered four tackles and a fumble recovery...Scored Oilers' first touchdown on 33-yard interception return of Dan Marino pass in 17-13 triumph at Miami (10/20)...In following week's 35-3 rout of Cincinnati (10/27), got first start of career (at RCB) in place of Richard Johnson (knee) and notched three tackles and a pass break-up...Had top tackle effort of season with seven (5, 2) plus a pass defensed in 17-14 victory over Browns (12/15), then got first NFL sack (Phil Simms) in following week's 24-20 loss to Giants (12/21)...Played in both playoff games and ranked seventh in tackles with seven (4 vs. Jets 12/29, 3 vs. Broncos 1/4/92)...Drafted by Oilers with second of three second round picks (38th overall) in 1991.

COLLEGE: Actually played running back for redshirt and freshman seasons at Arizona before conversion to cornerback...Three-year Wildcat CB totals included 105 solos and 41 assists for 146 total tackles, 14 interceptions, 18 passes defensed, five fumble recoveries, and five forced fumbles...Also had 53 punt returns for 463 yards for an 8.7 average...As a **senior**, was consensus First Team All-PAC 10 choice and was also Second Team All-America at LCB...Named by Sporting News as hardest hitting DB in PAC-10 (5th in nation)...Was finalist for Jim Thorpe Trophy (nation's outstanding DB) and was also conference's Co-Defensive Player of the Year, racking up 48 tackles (32, 16) to go with seven pick-offs (192 return yds. was a U of A record), 11 pass break-ups, and a pair of TDs...Had 22 punt returns for 220 yards (10.0 avg.)...Was PAC-10 Defensive Player of the Week against Oregon, USC, and UCLA...Versus Ducks, intercepted pair of passes (1 ret. 52 yds. for TD) and tackled QB on fourth down play at one-yard line with nine seconds left to preserve 22-17 win...Against Bruins, picked off pass and raced 70 yards for TD with 50 seconds remaining to give Arizona 28-21 win...Nabbed two interceptions in 35-26 besting of USC...Earned Second Team All-PAC 10 accolades as a **junior**...Started every games and notched 54 tackles (39, 15), five interceptions, plus career-best three fumble recoveries and three forced fumbles...Returned 22 PRs for 152 yards (6.9 avg.)...Had season-best 11 tackles against Oregon and picked off pair of passes in 23-21 edging of Washington State...During spring practice prior to **sophomore** season, shifted from RB to CB...Started every game of campaign, finishing with 44 stops (34, 10), to go with pair of pick-offs and nine PRs for 91 yards...Had blocked punt and interception of Troy Aikman pass versus UCLA...Had ten starts at running back as a **freshman**, gaining 197 yards on 46 carries (4.3 avg.) for three TDs while also catching 16 passes (2nd on team) for 272 yards (17.0 avg.) and one score...Ran for 59 yards (7 att., 1 TD) and caught three passes for 54 more in win over Oregon State...Was redshirted as incoming freshman in 1986...Majored in sociology.

PERSONAL: Single, spends off-season in West Covina, California...Hobby is going to movies...Has twin brother who played college baseball...Very quiet, did not tell Arizona sports information department that they were misspelling his first name until senior season...Lists favorite movie as "The Silence of the Lambs," favorite TV shows as "Cheers" and "A Different World," and favorite recording artist as Luther Vandross...Attended Nogales High School in West Covina, lettering in football and baseball...Was CB and RB (1423 yds., 9.1 avg. as senior) in H.S. and was conference Co-MVP in final season...Was team captain in both football and baseball...Full name is Darryll Lamont Lewis, born December 16, 1968 in Bellflower, California.

NFL STATISTICS



YEAR	TEAM	G-S	TACK.	ASST.	TOTAL	FUM.			QB
						REC.	INT.	YDS.	SACK
1991	Houston	16-1	22	10	32	1	1	33	1
PLAYOFFS		2-0	7	0	7	0	0	0	0

ADDITIONAL STATS

Passes Defensed: 7 in 1991

Touchdown: 33-yd. interception ret. vs. Miami 10/20/91

DON MAGGS

	Tackle/Guard	
	<h1>78</h1>	
<p> Height.....6-5 Weight.....290 Born.....11/17/61 College.....Tulane How Acq.....Supp. 1984 NFL.....6th Year </p>		

1991: Played in all 16 games with 15 starts at left tackle in second season as starter...Member of offensive line that ranked second in NFL in percentage of QB sacks allowed (3.6%) and was second in AFC (T-4th NFL) in total sacks allowed (24)...Also helped team complete second straight season with NFL's top passing offense while also finishing second in total offense and among league's top ten in average gain per rush...In 35-3 win over Cincinnati (10/27), suffered elbow injury and was forced to leave following week's game at Washington (11/3) in second quarter...Helped offense eclipse 30-year-old club record with 583 yards of offense in 26-23 OT win over Dallas (11/10)...After reinjuring elbow in win over Cleveland (11/17), had 27-game starts streak snapped in loss at Pittsburgh (11/24) and was replaced on field by Dean Steinkuhler...Started at LT for both post-season contests...Had arthroscopic elbow surgery this past off-season (1/17/92) to remove bone spurs.

PRO: A tough and versatile performer, can play tackle or guard...Was selected by Oilers with one of three picks in 1984 NFL Supplemental Draft of USFL players (Mike Rozier, Lynn Madsen were other two)...Played two seasons in USFL for Pittsburgh Maulers (1984) and New Jersey Generals (1985)...**1990:** Became full-time starter for first time in career and started all 16 games at LT...Won job in training camp after starting just three games in previous three years...Was one of three offensive linemen to start every contest (also Bruce Matthews, Mike Munchak)...Was penalized just one time all season...Was important cog in offense that led NFL with 388.9 yards per game and was second in points scored with 405...Offense generated over 400 yards

in eight of 16 games...Got first playoff start of career in loss at Cincinnati (1/6/91)...**1989:** Saw action at both tackle and guard, playing in all 16 matches with one start...Occasionally used as tight end in short yardage/goal line situations...In season-opening loss at Minnesota (9/10), saw considerable action after G Mike Munchak suffered Achilles injury...In 23-7 victory over Raiders (11/19), subbed at RG after Bruce Matthews moved to C in place of injured Jay Pennison (knee) and George Yarno (knee)...Got first start (at RG) since 1986 in loss at Kansas City (11/26)...Saw action at tackle in playoff loss to Steelers (12/31)...**1988:** Appeared in all 16 games as backup tackle...Was member of offensive line that permitted just 24 QB sacks which tied for fourth fewest in NFL...Sometimes replaced RT Dean Steinkuhler in passing situations...With backup TE Chris Verhulst only suiting up for one game, actually served as emergency tight end behind Jamie Williams...**1987:** Suffered stretched interior cruciate ligament in training camp practice session and was placed on injured reserve (8/31)...Was activated (12/19) prior to week #15, but did not see any action...On active roster for less than three games, thus '87 season does not count towards years played...**1986:** Signed with Oilers (8/15) three weeks after beginning of training camp...Appeared in 14 games with two starts...First NFL experience from scrimmage came as substitute for injured T Dean Steinkuhler (hip) against Bears (10/12)...Through course of season, majority of practice time came at guard...Started last two games of season at left guard, both Oiler wins versus Minnesota (12/14) and Buffalo (12/21)...**1985:** Started all 18 games for Generals at right tackle...Also started team's only playoff contest versus Baltimore...Key blocker for New Jersey backfield that featured future NFLers Herschel Walker, Maurice Carthon, and Doug Flutie...**1984:** Was considered Maulers' top pass blocker while starting 16 games at right tackle...At Pittsburgh, blocked for former Oiler teammate Mike Rozier...Was a second round draft choice of Maulers in 1984.

COLLEGE: Was a three-year starter at left tackle for Tulane...As a **senior** for Green Wave, earned Honorable Mention All-America honors as well as being named First Team All-South Independent and First Team All-Metro Conference...Was selected to play in 1984 Senior Bowl...Majored in sports administration.

PERSONAL: Married to Josette (4/21/89), couple resides in Sugar Land, Texas...Hobbies include traveling, hunting, and fishing...Lists favorite movie as "Above the Law," favorite TV show as "Coach," and favorite book as "The 13th Valley"...Enjoys listening to INXS and Robert Clay...Brother Bob played football at Ohio State...Attended Cardinal Mooney High School in Youngstown, Ohio, lettering in football...Was named to Steel Valley All-Star team as a senior...Full name is Donald James Maggs, born November 1, 1961 in Youngstown, Ohio.

NFL STATISTICS

GAMES/STARTS: 1986: 14/2, 1987: 0/0, 1988: 16/0, 1989: 16/1, 1990: 16/16, 1991: 16/15. **5-YEAR TOTALS: 78/34 (P-6/3)**

BRUCE MATTHEWS

Center/Guard

74



Height.....6-5
Weight.....291
Born.....8/8/61
College.....USC
How Acq......D1, 1983
NFL.....10th Year

1991: Continued to enhance reputation as one of top offensive linemen in NFL...Began training camp expecting to shift to center, but moved back to guard during camp before eventual "permanent" return to center...Started all 16 games at center (also served as deep snapper) and earned multitude of honors in first season following positional shift...Was selected as Pro Bowl starter for fourth consecutive year...Other accolades included First Team All-Pro honors from AP, NEA, Pro Football Weekly, and Football Digest; Second Team All-Pro from College and Pro Football Newsweekly; and First Team All-AFC by Pro Football Weekly...Was also NFLPA runner-up to Raiders' Steve Wisniewski as league's Offensive Lineman of the Year...Member of offensive line that ranked second in NFL in percentage of QB sacks allowed (3.6%) and was second in AFC (T-4th NFL) in total sacks allowed (24)...Also helped team complete second straight season with NFL's top passing offense while also finishing second in total offense and among league's top ten in average gain per rush...Actually started at center in season-opening 47-17 win over Raiders (9/1) in place of injured Doug Dawson (knee)...Helped Oilers surpass 30-year-old club record with 583 yards of total offense in 26-23 OT win versus Dallas (11/10)...Started both playoff games versus Jets (12/29) and Broncos (1/4/92).

PRO: A consistent and unselfish performer who has started games at all five line positions during Oiler tenure...In career, has started 75 games at guard, 30 at tackle, and 27 at center...Entering 1992, consecutive starts streak stands at 69 (2nd longest behind Johnny Meads' 74)...**1990:** Started all 16 games including 15 at right guard and regular season finale at center while also handling long snapping duties...Many honors included third straight Pro Bowl as starter plus First Team All-Pro recognition from AP, PFWA, Sports Illustrated, Pro Football Weekly, Sporting News, NEA, and College and Pro Football Newsweekly...Additional honors included First Team All-AFC from UPI and Pro Football Weekly plus being named to CBS' All-Madden team...Was one of key reasons for Oilers leading NFL in offense with 388.9 yards per game while finishing second in points scored with 405...In season-opening loss at Atlanta (9/9), started at RG but moved to C after Jay Pennison left game with cramps...Agreed to multi-year contract extension October 20...With playoff berth on line against Pittsburgh in final game (12/30), replaced Pennison as starting center with Doug Dawson moving to RG (Oilers won 34-14)...Also started at center for playoff loss at Cincinnati (1/6/91)...**1989:** Started all 16 games (15 at RG, 1 at C) and was long snapper...Accolades included second straight Pro Bowl spot (starter); First Team All-Pro honors from AP, Sports Illustrated, Sporting News, and Pro Football Weekly; First Team All-AFC honors from UPI and Pro Football Weekly; and Second Team All-Pro mention from PFWA, NEA, and College and Pro Football Newsweekly...For second year in a row, brother Clay, a LB with the Browns, was also selected for Pro Bowl...They are the only set of brothers to be chosen for that prestigious event in the same season and only the second pair of brothers to be Pro Bowlers in any season (Patriots' Sam Cunningham in '79 and Eagles Randall Cunningham in '88)...Prime reason why line did not permit a QB sack in six games.

the most sackless contests by Oilers since 1978 (also 6)...In 23-7 win over Raiders (11/19), moved from guard to center in place of injured George Yarno (knee) who was playing C in place of injured starter Jay Pennison (knee)...In following week's loss at K.C. (11/26), got first start at center since 1984...Got 100th career NFL start as Oilers piled up 483 yards (most since 9/4/83) in 24-20 loss to Cleveland (12/23)...**1988:** Started all 16 games at right guard while also handling long snapping duties...Many honors included first Pro Bowl selection (starter), plus First Team All-Pro honors from AP, PFWA, Sports Illustrated, Sporting News, and Pro Football Weekly as well as UPI First Team All-AFC, and Second Team All-Pro accolades from World Almanac and College and Pro Football Newsweekly...Was prominent member of offensive line that permitted just 24 QB sacks which tied for fourth fewest in NFL and was fewest allowed by Oilers since giving up 17 in 1978...Prior to playoff loss to Buffalo (1/1/89), Oilers had only allowed seven sacks in nine games...Helped Oilers decrease sacks allowed by 50% over last three seasons from 48 in 1986 (3.0 per game) to 30 in '87 (2.0 per game) to 24 in '88 (1.5 per game)...Helped Houston's NFL running game ranking improve from 19th in 1986 to 14th in '87 to fourth (tie) in '88...Started both playoff games...**1987:** Missed portion of season due to contractual hold-out...Saw first action at San Francisco (11/8) after signing multi-year pact (11/4)...Did not start versus 49ers, thus ending streak of 63 consecutive starts that dated back to second game of rookie season...Regained starting job in game with Colts (11/29), but at right guard, marking first time to play that spot since 1984...Was also Oilers' long snapper...Overall, played eight regular season games with five starts, then started both playoff games...**1986:** Started all 16 contests at left tackle, enduring severe back pain all season...Finally underwent microscopic disectomy (2/25/87) to alleviate problem...Helped offensive line decrease QB sacks allowed 17.2% over 1985...Was also long snapper plus back-up center following early-season injury to Jim Romano...Was selected as alternate for Pro Bowl and was one of five NFL finalists for Miller Lite Offensive Lineman of the Year...**1985:** Started all 16 contests at right tackle while also serving as long snapper...A durable performer, played every down and was honored by peers by being chosen as alternate for Pro Bowl...**1984:** Started all 16 games including a three-week stretch with starts at center, right guard, and right tackle...Started first nine games at center until Houston acquired Jim Romano, then returned to previous right guard position, but only for one game...An injury in that game to Dean Steinkuhler forced shift to right tackle for season's final six games...**1983:** Did not start season opener versus Green Bay, but then started all remaining 15 games, primarily at right guard...Was named to all-rookie teams selected by Pro Football Weekly, Pro Football Writers of America, and Football Digest...Was the second of three consecutive number one draft choices invested by Oilers in offensive linemen (Mike Munchak in '82, Dean Steinkuhler in '84)...Drafted in the first round (ninth overall) in 1983.

COLLEGE: Had outstanding career at USC...Selected to virtually every All-America team as a **senior**, including AP, UPI, NEA, Walter Camp, Football News, College and Pro Football Newsweekly, and Football Coaches of America...Also was an All-PAC 10 choice in both **junior** and senior seasons...At various times during Trojan career, played all five offensive line positions as well as serving as deep snapper...Holds B.S. in industrial engineering.

PERSONAL: Married to Carrie (5/28/83), couple lives in Missouri City, Texas year-round with sons Steven (3/16/85), Kevin (2/4/87), and Jacob (2/11/92), and daughter Marilyn (4/14/88)...Hobbies include golf, playing with his kids, and playing the piano...Lists favorite movie as "Teenage Mutant Ninja Turtles 2," favorite TV show as "Coach," and favorite book as The Bible...Enjoys listening to Elvis Presley, The Beatles and Led Zeppelin...Brother Clay plays linebacker for Cleveland Browns while father Clay, Sr. played LB for San Francisco 49ers

(1950, 1953-55)...Attended Arcadia (Cal.) High School, lettering in football, wrestling, and baseball...Was a two-time all-league wrestler and was a prep All-America as both offensive and defensive lineman in final two seasons...Full name is Bruce Rankin Matthews, born August 8, 1961 in Raleigh, North Carolina.

NFL STATISTICS

GAMES/STARTS: 1983: 16/15, 1984: 16/16, 1985: 16/16, 1986: 16/16, 1987: 8/5, 1988: 16/16, 1989: 16/16, 1990: 16/16, 1991: 16/16. **9-YEAR TOTALS: 136/132 (P-8/8)**

ADDITIONAL STATS

Tackles: N/A 1983-85, 6-2-8 in 1986, 1-0-1 in 1987, 3-0-3 in 1988, 1-1-2 in 1990, 4-1-5 in 1991 for total of 15-4-19

Fumbles Recovered: 1 in 1989, 1 in 1990, 1 in 1991 for total of 3

BUBBA McDOWELL

Safety

25



Height.....6-1
Weight.....198
Born.....11/4/66
College.....Miami (Fla.)
How Acq......D.J., 1989
NFL.....4th Year

1991: In third NFL season, continued to enhance reputation as one of top safeties in AFC...Honors included Second Team All-Pro selection from AP and College and Pro Football Newsweekly...Was awarded Ed Block Memorial Courage Award for Oilers that recognizes "a player's courage in the pursuit of professional excellence"...Started all 16 games at strong safety and ranked third on team (1st among DBs for 3rd time in 3-year career) in total tackles with 91 (65, 26) while adding four special teams hits (3, 1)...Also tied for second on team in interceptions with four, tied for first in fumble recoveries with three, and was second in passes defensed with career-best 13...In individual games, led the team in total tackles twice and in solos twice...In 47-17 opening day win over Raiders (9/1), had a fumble recovery on L.A. 30 that led to TD, plus an interception...Enjoyed best game of season in 42-14 beating of Broncos (10/6) with career-best 11 tackles (9, 2), a sack, and a blocked field goal while also recovering a blocked punt (by Bo Orlando, punted by Mike Horan) and returning it 12 yards for a TD...Had second multi-interception game of career (also vs. Steelers 10/22/89) with pair in 17-13 victory at Miami (10/20)...Second pick-off in that Dolphin game came at Houston's three-yard line and helped to preserve the win...Recovered an Emmitt Smith fumble at Oilers' 15-yard line in overtime (forced by Lamar Lathon) that set stage for winning FG in 26-23 triumph over Dallas (11/10)...Led team with nine total hits in 31-6 pasting of Pittsburgh (12/8)...Started both playoff games and contributed nine tackles (5, 4), two interceptions, and three pass break-ups...In 17-10 post-season win over Jets (12/29), nabbed two interceptions with first coming on Houston's two-yard line that prevented N.Y. TD and second coming on Oilers' one-yard line on game's final play...Underwent surgery this past off-season (2/18/92) to have epiglottal (throat) cyst removed.

PRO: Outstanding player, combines size, strength, and intelligence with ferocious hitting ability...Won starting job as a rookie in training camp and has missed just one game in three-year career...Entering

1992, consecutive starts streak stands at 17...**1990:** Started 15 games and was fourth on team (1st among DBs) with 81 tackles (55, 26)...Also had pair of interceptions and third blocked punt of career...Chipped in with a half sack (vs. Saints 10/21), a fumble recovery (vs. Colts 9/23), and five passes defended...Led team in total tackles in three games and in solos twice...First interception of season came in 17-7 win at San Diego (9/30), then had six tackles while also playing outside LB in nickel packages in loss to 49ers (10/7)...In 17-13 loss to Rams (11/4), blocked a Keith English punt...Notched interception (led to TD) plus eight solos as Oilers won in Cleveland 35-23 (11/18)...Had season-best ten stops in key 27-24 Monday night edging of Buffalo (11/26)...Suffered partial dislocation of kneecap in fourth quarter of 27-10 win at K.C. (12/16) and was replaced by Leander Knight...Underwent MRI on knee and spent following game at Cincinnati (12/23) on two-man inactive list...Returned to lineup for playoff-clinching 34-14 victory over Pittsburgh (12/30), but was replaced by Knight in third quarter due to knee...Had seven tackles and two pass break-ups in playoff loss at Cincinnati (1/6/91)...Had arthroscope on both knees during off-season (winter, 1991)...**1989:** Started all 16 games at SS, one of five defensive Oilers and one of nine drafted NFL rookies to do so...Honors included First Team All-Rookie accolades from Pro Football Weekly and Football News...Finished second on team in total tackles (88), second in solo hits (63), fifth in special teams tackles (9), tied for second in interceptions (4), led the team in forced fumbles (4), and was fourth in passes defended (10)...Also had a blocked punt, a QB sack, and a fumble recovery...In individual games, led Oilers in solos a team-best seven times and in total tackles on five occasions...Notched first career NFL sack against Jim McMahon in 34-27 win at San Diego (9/17)...In loss to Bills (9/24), blocked a John Kidd punt that was returned for a touchdown by Cris Dishman...Had standout game in key 33-28 win at Chicago (10/15) with team-leading eight tackles plus pair of forced fumbles (recovered by John Grimsley, Richard Byrd)...In 27-0 shutout of Steelers (10/22), had multi-interception game with two as Oilers limited Pittsburgh to 105 passing yards...Credited with interception though 29-yard return for TD was nullified in loss at Cleveland (10/29)...In 26-24 Monday night win over Bengals (11/13), had season-high ten tackles and forced Kendal Smith fumble on kickoff return (recovered by Scott Kozak)...Scored safety by tackling Steeler P Harry Newsome in end zone in 23-16 triumph (12/3)...Started in post-season loss to Pittsburgh and had seven tackles, a fumble recovery, and also blocked a Newsome punt...Drafted by Oilers in third round (77th overall) in 1989.

COLLEGE: Four-year Miami totals included 99 solos and 82 assists for 181 total tackles, plus four interceptions, 18 pass break-ups, two fumble recoveries, and ten tackles for losses...Also returned six punts for 15.0-yard average...Is Miami's all-time leader in blocked punts with nine...As a **senior**, started first five games of season at free safety before switching over to right cornerback...Earned selection on several All-America teams and was selected to play in Japan Bowl...Finished with 38 solos and 31 assists (career-best 69 total) to go with two interceptions and five tackles for losses...Helped UM become nation's second stingiest defense...Had 11 tackles and an interception in one-point loss to Notre Dame and also had interception and a blocked punt in win over East Carolina...In Orange Bowl versus Nebraska, had a blocked punt and a sack while helping Hurricanes limit Huskers to 55 passing yards (8 of 22)...**Junior** stats showed 51 total tackles (28, 23) plus career-best seven passes defended in ten games...Was inserted into starting lineup at CB in third game after injury to Donald Ellis...In game Ellis was injured, made top play of career in batting away two-point conversion pass in 26-25 win over Florida State...Had 11 tackles, two pass break-ups, and blocked a punt that was returned for a TD in earning game ball against Maryland...Deflected a pass on a last-ditch drive against Oklahoma in Orange Bowl that secured national title for UM...**Sophomore** statistics featured 45 tackles (28, 17), a pair of interceptions, and an incredible five blocked punts (4 led

directly to UM TDs)...Had two blocked punts against both Texas Tech and Cincinnati...Versus Red Raiders, also returned an interception 30 yards for a touchdown...Against Bearcats, returned one of two blocks 34 yards for a score...**Freshman** totals included 16 stops (5, 11) while being considered Hurricanes' top special teamer...Blocked a punt against Notre Dame that was recovered in end zone for TD...Was redshirted in 1984 but was a member of scout team that faced QB Bernie Kosar (Browns) and WR Eddie Brown (Bengals) every day in practice...Holds B.S. in business management.

PERSONAL: Single, splits off-season between Missouri City, Texas and Merritt Island, Florida...Enjoys volunteer work, especially with kids and with the Sickie Cell Foundation...Hobbies include video games and automobile racing...Lists favorite TV show as "Family Ties"...Enjoys listening to Stephanie Mills...Attended Merritt Island (Fla.) High School, lettering in football, basketball, and track...Full name is Leonard McDowell, born November 4, 1966 in Fort Gaines, Georgia.

NFL STATISTICS

YEAR	TEAM	G-S	TACK.	ASST.	TOTAL	FUM. FUM.			YDS.	QB SACK
						REC.	FOR.	INT.		
1989	Houston	16-16	72	25	97	1	4	4	65	1
1990	Houston	15-15	55	26	81	1	0	2	11	.5
1991	Houston	16-16	68	27	95	3	0	4	31	2
3-YR. TOTALS		47-47	195	78	273	5	0	10	107	3.5
PLAYOFFS		4-4	16	7	23	1	0	2	32	0

ADDITIONAL STATS

Passes Defensed: 10 in 1988, 5 in 1990, 13 in 1991 for total of 28 (p-total of 5)

Blocked Punts: vs. Buffalo 9/24/89, vs. Pittsburgh (playoff) 12/31/89, vs. L.A. Rams 11/4/90

Blocked FG: vs. Denver 10/6/91

Safety: vs. Pittsburgh 12/3/89

JOHNNY MEADS

Linebacker



91

Height.....6-2
Weight.....226
Born.....6/25/61
College.....Nicholls St.
How Acq......D3, 1984
NFL.....9th Year



1991: For fifth straight season, started every game (non-strike) at RLB for Oilers...Missed all of training camp in contract dispute before signing August 25...Had lowest tackle total since 1985, finishing with 52 (28, 24) while adding five solos on special teams and three passes defensed...Despite late signing, was still in opening day lineup six days later in 47-17 win over Raiders (9/1)...Went over 500 total tackles for career in loss to Philadelphia (12/2)...Had six tackles plus two special teams hits in 31-6 victory over Pittsburgh (12/8)...Started both playoff contests and totaled seven tackles (5, 2) plus an ST solo...Notched six tackles in 17-10 win over Jets (12/29).

PRO: One of the most underrated linebackers in AFC...A tough competitor who is very effective pass rusher...Entering 1992, consecutive starts streak stands at team-best 74 (team-high 89 not counting 1987

strike games)...**1990:** Was one of seven Houston defensive players who started all 16 games...Finished second on team (behind Al Smith) with 95 tackles (2nd best of career-65, 30)...Also paced all Oiler LBs with 2 1/2 sacks, was team leader with five forced fumbles, notched first career interception, and had five pass break-ups...Suffered broken thumb/wrist damage in training camp workout (7/27) and missed almost two weeks of workouts...Went over 400-tackle mark with seven in 48-17 rout of Cincinnati (10/14)...Enjoyed best game of career in 23-10 win over New Orleans (10/21) with 14 tackles (9, 5), three forced fumbles, 1 1/2 sacks, and first-ever interception (off Steve Walsh)...For that performance, was named NFL Player of the Week and AFC Defensive Player of the Week...Forced a Kevin Mack fumble that S Terry Kinard returned 72 yards for a TD in 58-14 beating of Browns (12/9)...Started playoff loss to Bengals (1/6/91) but suffered third quarter toe injury...Had off-season wrist surgery (spring, 1991) to correct training camp injury...**1989:** Was one of five defensive players to start all 16 games...Ranked seventh on club's tackle chart with 61 (35, 26 plus 1 ST hit) and was fourth in sacks with four...Had two of Oilers' three regular season blocked punts...In 26-24 Monday night win over Cincinnati (11/13), blocked a Lee Johnson punt that was recovered by Eugene Seale in end zone for TD...Enjoyed best game of season in 23-16 victory at Pittsburgh (12/3) with five tackles and a career-best three sacks on Bubby Brister (2nd career multi sack game, 12/6/87 vs. Chargers)...Had regular season best of six hits and blocked a Chris Mohr punt that led to Oiler FG in 20-17 edging of Tampa Bay (12/10)...In playoff loss to Steelers (12/31), led team with ten tackles...**1988:** Started all 16 games and ended up sixth on team with 64 tackles (43, 21 plus 3 ST hits), career-best eight sacks (T-10th in AFC), and team-leading six forced fumbles...Sack total was third on club, just 1/2 sack behind co-leaders Ray Childress and William Fuller, and was most QB drops by an Oiler linebacker since Ted Washington's eight in 1979...Forced fumble total was most by an Oiler in 13 years (Curley Culp had 6 in 1975)...In 38-35 besting of Raiders (9/11), forced a fumble with QB sack of Steve Beuerlein that was recovered by Doug Smith on L.A.'s one-yard line...With that sack, had six in last six regular season games, dating back to '87...In 24-17 Monday night win over Browns (11/7), blocked a Max Runager punt that led to TD...That was Oilers' fifth blocked punt of season that tied then-NFL all-time record...Despite team's loss to Steelers (12/4), contributed six tackles, a sack, a forced fumble, and blocked first FG attempt of career on Gary Anderson boot...Started both playoff games and had six tackles...**1987:** Started all 12 non-strike games, ending up seventh on club's tackle chart with 64 (40, 24 plus 4 ST hits) while also finishing second in QB sacks with four and tying Keith Bostic for lead in forced fumbles with three...Had season-high 12 tackles in loss to Browns (11/22)...Had all four '87 sacks in final four regular season games...In 33-18 win over Chargers (12/6), had two sacks and two forced fumbles and was also forced to play DB in Oiler nickel packages when Jeff Donaldson and Kenny Johnson left game...Started both playoff games and had six total tackles and 1/2 QB sack...**1986:** Returned to starting role after successful rehabilitation from 1985 knee surgery...Played in all 16 games with 13 starts, taking over starting job from Frank Bush after Bush was forced to retire with spinal disorder...Finished sixth on team with 111 total tackles (59, 52) and was second to Ray Childress in QB sacks with four...Had five double-digit tackle performances...Had season-high 15 stops plus a sack in 13-10 OT loss at Cleveland (11/30)...Had 12 tackles against Chargers the following week...**1985:** Earned starting outside linebacker job with impressive training camp...Started first five games of season before suffering knee injury against Denver (10/6) on John Elway scramble...Required surgery and spent remainder of year on injured reserve...In five games of action, accumulated 41 tackles (28, 13) plus 1 1/2 QB sacks...In first NFL start, had seven stops in 26-23 opening day win over Dolphins (9/8)...Turned in career-best 16 total tackles (10, 6) and a sack in game with Pittsburgh (9/22)...**1984:** Appeared in 16 games as a rookie with 20 total tackles (7, 13)...Primarily played

on special teams, but did see occasional action at linebacker...Top game in first year came against Miami with seven tackles (10/14)...Drafted by Oilers in third round (58th overall) in 1984.

COLLEGE: Was a walk-on as a freshman at Nicholls State and ended up starting in final three years...Ranked sixth on NSU's all-time solo tackle list with 211 and added 95 assists for total tackle mark of 306...Also had six career interceptions, including two for TDs against Southeastern Louisiana in one game during sophomore campaign...That set school record for most interceptions returned for TD in one game or a career...Finished **senior** season with 61 solos and 39 assists (100 total), earning Sporting News Division I-AA All-America honors for that performance...Best senior game came with 14 stops against McNeese State...As a **junior**, was selected Honorable Mention Division I-AA All-America by AP...Was a defensive end for first two collegiate seasons before shift to LB...Majored in physical education.

PERSONAL: Has son Jeremy (10/23/87) and resides in Houston...Hobbies include playing basketball and watching movies...Lists favorite movie as "The Last Boy Scout," favorite TV show as "The Cosby Show," and favorite recording artist as Jodeci...Middle name is Sand, thus was nicknamed "The Sand Man" by a Houston writer because he "puts quarterbacks to sleep"...Was given unique middle name in spelling mix-up by father who idolized baseball pitcher Johnny Sain...Attended Assumption High School in Napoleonville, Louisiana, lettering in football, basketball, and track...Full name is Johnny Sand Meads, born June 25, 1961 in New Orleans.

NFL STATISTICS

YEAR	TEAM	G-S	TACK.	ASST.	TOTAL	FUM. REC.	FUM. FOR.	QB SACK
1984	Houston	16-0	7	13	20	0	0	0
1985	Houston	5-5	28	13	41	0	0	.5
1986	Houston	16-13	59	52	111	1	1	4
1987	Houston	12-12	44	24	68	0	3	4
1988	Houston	16-16	46	21	67	0	6	8
1989	Houston	16-16	36	26	62	0	0	4
1990	Houston	16-16	65	30	95	0	5	2.5
1991	Houston	16-16	33	24	57	0	0	0
8-YEAR TOTALS		113-94	318	203	521	1	15	24
PLAYOFFS		8-8	25	8	33	0	0	.5

ADDITIONAL STATS

Passes Defensed: 5 in 1987, 1 in 1988, 4 in 1989, 5 in 1990, 3 in 1991 for total of 18 (p-total of 1)

Blocked Punts: vs. Cleveland 11/7/88, vs. Cincinnati 11/13/89, vs. Tampa Bay 12/10/89

Blocked FG: vs. Pittsburgh 12/4/88

GLENN MONTGOMERY

Def. Tackle



94

Height.....6-0
 Weight.....272
 Born.....3/31/67
 College.....Houston
 How Acq.....D5, 1989
 NFL.....4th Year



1991: Appeared in all 16 games as reserve defensive tackle and spe-

cial teamer...Finished with just one solo and one assist as DT, but tied for second on club (behind Eugene Seale) with ten special teams tackles (7, 3)...Had pair of ST tackles in wins over Broncos (10/6), Jets (10/13), and Bengals (10/27)...Played in both playoff games and had one ST solo in 17-10 victory over Jets (12/29)...In 26-24 post-season loss at Denver (1/4/92), replaced injured Ray Childress (rib/back) at LDT but did not record a tackle.

PRO: Tough, aggressive player who has succeeded despite lack of size for a defensive tackle...**1990:** Participated in 15 games on special teams and as back-up defensive tackle...Notched seven tackles (6, 1) plus a 1/2 sack at DT and added nine solos on special teams...In 20-9 loss at Pittsburgh (9/16), relieved Doug Smith in third quarter and recorded two tackles...Had best game of season in 17-7 road win at San Diego (9/30) with five tackles and 1/2 sack (shared with William Fuller) which came on fourth quarter goal-line stand...Had one of Oilers' hardest hits in recent seasons with tackle that knocked helmet off head of Bengals' Mitchell Price in 48-17 Houston win (10/14)...Missed only game due to quad injury in 17-12 loss to Jets (10/28, two-man inactive list)...Was ejected from 58-14 beating of Browns (12/9) for fighting with Gregg Rakoczy...Played special teams in playoff loss at Cincinnati (1/6/91)...**1989:** As a rookie, played in 15 games (DNP at New England 10/8), both on special teams and at nose tackle...Contributed 19 tackles (10, 9) at NT, plus four ST tackles...Had season-best four tackles and 1/2 sack in 26-24 Monday night win over Cincinnati (11/13)...In 23-7 victory over Raiders (11/19), had first full NFL sack (Vince Evans) while also forcing Tim Ware to fumble on kick-off...Saw action in playoff loss to Steelers (12/31) and had one assist plus ST tackle...Drafted by Oilers in fifth round (131st overall) in 1989...Was first University of Houston player drafted by Oilers since WR Eddie Foster in 1977 (8th round).

COLLEGE: Four-year Houston statistics included 175 solos and 108 assists for 283 total tackles, plus 21 QB sacks, 35 tackles for losses, and six pass bat-downs...In **senior** season, finished with career highs in solos (68), total tackles (team-leading 107), sacks (12), and tackles for losses (20)...12 sacks was one short of UH school record set by Mack Mitchell in 1973...Earned First Team All-Southwest Conference honors and was also AP, UPI, and Sporting News Honorable Mention All-America...Contributed pair of QB drops in season-opening win over Louisiana Tech...Forced two fumbles and had eight tackles in win over TCU...In Cougar victory over Wyoming, had an incredible six sacks...In that game, had 11 tackles (7 behind the line of scrimmage) and was named Southwest Conference Player of the Week...As a **junior**, ended up with 86 total stops (41, 45), plus four sacks (tied for team lead)...Had top '87 game against Texas Tech with 15 tackles (8, 7) and two sacks...**Sophomore** totals showed 63 total hits (48, 15) and a sack in ten games as a starter at nose guard...High game of season was ten-tackle effort against Rice...As a **freshman**, played as a reserve in all 11 games with 27 tackles (18, 9) and four sacks...Had six tackles and a sack against Texas Tech...Majored in sports administration.

PERSONAL: Married to Dwannah, resides in Houston with son Glenn Jr. (8/29/88)...Hobbies include fishing, music, and watching TV...Lists favorite movie as "Predator," favorite TV show as "Wild Kingdom," and favorite recording artists as Maze and Heavy D...Attended West Jefferson High School in Harvey, Louisiana, lettering in football, wrestling, and track...Was standout fullback, rushing for 1664 yards as a senior...Full name is Glenn Steven Montgomery, born March 31, 1967 in New Orleans, Louisiana.

NFL STATISTICS

YEAR	TEAM	G-S	TACK.	ASST.	TOTAL.	FUM. REC.	QB SACK
1989	Houston	15-0	14	9	23	1	1.5
1990	Houston	15-0	15	1	16	0	.5
1991	Houston	16-0	8	4	12	0	0
3-YEAR TOTALS		46-0	37	14	51	1	2
PLAYOFFS		4-0	2	1	3	0	0

GREG MONTGOMERY

Punter

9

Height.....6-4
Weight.....215
Born.....10/29/64
College.....Michigan St.
How Acq......D3, 1988
NFL.....5th Year



1991: Punted in 15 games for Oilers...Missed all of training camp and first regular season game against Raiders (Kent Sullivan punted vs. L.A.) due to contract holdout (signed 9/6)...Ranked third in AFC and fifth in NFL with 43.9-yard average...Also finished third in AFC and tied for fourth in NFL with 36.8-yard net mark...Had career-low four touchbacks while also placing 13 kicks inside the 20 and suffering two blocks...Tied career-best with three punts inside the 20 (also vs. Browns 10/29/89) in 24-20 loss at New England (9/22)...In 35-3 romp over Cincinnati (10/27), did not punt for fourth time in career (5th game in club history without an Oiler punt)...Had two punts blocked by Dallas in Houston's 26-23 OT victory (11/10)...Averaged 44.8 including season-long 60-yarder (5th career 60+ kick) in 13-6 loss to Eagles (12/2)...Punted in both playoff games, averaging 44.3 yards on three kicks.

PRO: Possesses exceptionally strong leg, consistency continues to improve...Has had three of the top four punting seasons in Oiler history (Jim Norton has other)...Entering '92 season, ranked third among active AFC punters with 42.3-yard career average...**1990:** Enjoyed standout season, averaging 45.0 yards on 34 punts (36.6 net, T-5th NFL) with seven kicks inside the 20, five touchbacks, and no blocks...Punting average was NFL's best, but was six short of required minimum of 40 punts (2.5 per game) to officially qualify...Lack of punting opportunities was tied to Oilers' offense which was ranked #1 in NFL...Nicknamed "The Maytag Repairman," punted just 18 times in team's last 11 games...45.0 average eclipsed Jim Norton's 25-year-old single season record of 44.2 (1965)...In season-opening loss at Atlanta (9/9), averaged 50.3 yards on three kicks including season-best 60-yarder...In loss at Pittsburgh (9/16), had punt returned for TD (52 yds.) by Rod Woodson marking first PR for a score versus Oilers in 12 years (Bills' Keith Moody, 10/15/78)...In 48-17 rout of Bengals (10/14) and in 27-24 Monday night win over Bills (11/26), Oilers did not punt for third and fourth times in franchise history (vs. Bills 9/9/62, vs. Lions 11/5/89)...Had career-best 51.0 average in 23-10 besting of New Orleans (10/21)...Punted six times for 256 yards (42.6 avg.) in post-season loss at Cincinnati (1/6/91)...**1989:** Led the AFC (2nd in NFL behind Cardinals' Rich Camarillo's 43.4) with a 43.3-yard average...Also led the conference in net average with 36.1-yard mark (3rd in NFL)...Punted 56 times and had 15 kicks inside the 20 and seven touchbacks...Honors included UPI First Team All-AFC...Enjoyed quite a turnaround from 1988 when he ranked 12th in AFC gross and ninth (tied) in net...Houston allowed 8.0 yards per punt return which ranked

fifth (tied) in NFL...Had season-best 46.7-yard average on career-best seven punts (2 in. 20) in loss at Minnesota (9/10)...In next game, suffered first regular season block in win over Chargers (also 1 vs. Chiefs 11/26)...Boomed career-long 63-yarder in 39-7 rout of Dolphins (10/1)...Rushed for first downs in consecutive games against Patriots (10/8) and Bears (10/15)...Had personal-best (since tied) three punts inside the 20 in loss at Cleveland (10/29)...Punted three times for 44.0 average in playoff loss to Steelers (12/31)...**1988:** As a rookie, won punting job in training camp and appeared in all 16 games...Punted 65 times for 38.8-yard average, five TBs, and 12 punts inside the 20...Oilers permitted just 5.9 yards per punt return which tied for third best in NFL...In first NFL game at Indianapolis (9/4), had four punts for 44.0 average including 50-yarder...As Oilers defeated Dallas 25-17 (11/24), notched average of 48.2 that included long boot of season (61 yds.)...Punted in both playoff games, averaging 42.0 yards on eight kicks, but suffered block in loss at Buffalo (1/1/89)...Drafted by Oilers in third round (72nd overall) in 1988.

COLLEGE: Attended Penn State as a freshman before transferring to Michigan State...Also handled kickoffs for Spartans...Three-year career statistics for MSU included 170 punts for a 45.4-yard average, 31 inside the 20, two blocked, and a long boot of 86 yards...Career average was tops in Spartan history, besting 43.8 mark of Ralf Majsiejenko, formerly with San Diego Chargers...Had at least one punt of 50 yards in every MSU game played except two while also booting nine punts over 60 yards during Spartan tenure...In **senior** season, earned several First Team All-America honors as well as being selected First Team All-Big Ten...Finished season with 44.7-yard average on 62 kicks with career-best 13 inside the 20...Against USC, averaged 52.8 yards on five punts with all five being downed inside the 20 (season lg. 65-yd.)...Tied a school record with 11 punts versus Florida State...In 13-7 win over Ohio State, averaged 43.8 yards on seven kicks, all downed inside the 20...As a **junior**, was First Team All-Conference and Honorable Mention All-America...Punted 39 times for 47.8-yard average with only two blocks of college career...Was one short of punts required to qualify as national leader but 47.8 average established school record, eclipsing Ray Stachowicz's mark of 46.2 set in 1980...Booted an 86-yard punt versus Michigan which was the third longest in Big Ten annals...**Sophomore** honors included Honorable Mention All-America and First Team All-Big Ten, finishing with 69 punts for 44.7-yard mark and 12 inside the 20...Had then-school record boot of 80 yards versus Notre Dame...Sat out '84 season after transferring from Penn State...Played in ten games for Nittany Lions as **freshman** kickoff specialist in 1983...Holds B.S. in communications.

PERSONAL: Single, splits off-season between Houston and Ada, Michigan...Donates considerable time to Special Olympics, Better Boys Foundation, and aiding the homeless...Is part-owner of restaurant and is close follower of stock market...Father, Greg Sr., played quarterback at Michigan State from 1957-58 and was teammate of current Head Coach George Perles. During career at MSU, wore same jersey #23 that father wore...Also has brother Steve who was a Spartan fullback and who signed a '91 free agent contract with Chicago Bears...Hobbies include golf, mountain biking, and traveling...Lists favorite movie as "Easy Rider" favorite TV show as ESPN's "Sports-Center," and favorite book as "The Electric Kool-Aid Acid Test"...Enjoys listening to The Arc Angels, Maggie's Dream, and Pearl Jam...Attended Red Bank Regional High School in Little Silver, New Jersey, lettering in football, hockey, baseball, and golf...Was All-County in both football and baseball...Full name is Gregory Hugh Montgomery, Jr., born October 29, 1964 in Morristown, New Jersey.

NFL STATISTICS

YEAR	TEAM	G	NO.	YDS.	AVG.	TB	IN 20	LG	BLK.	NET
1988	Houston	16	65	2523	38.8	5	12	61	0	34.1
1989	Houston	16	56	2422	43.3	7	15	63	2	36.1
1990	Houston	16	34	1530	45.0	5	7	60	0	36.6
1991	Houston	15	48	2105	43.9	4	13	60	2	36.8
4-YEAR TOTALS		63	203	8580	42.3	21	47	63	4	35.7
PLAYOFFS		6	20	857	42.9	2	3	51	0	33.6

ADDITIONAL STATS

Rushing: 3 for 17 yds., long 11 in 1989

WARREN MOON

Quarterback



1

Height 6-3
Weight 212
Born 11/18/56
College Washington
How Acq. FA, 1984
NFL 9th Year



1991: Had another good season in directing NFL's top-rated passing attack...Culminated season by earning fourth consecutive Pro Bowl berth...Started all 16 games at QB and broke Dan Marino's NFL single-season records for completions (404) and attempts (655)...Ranked first in NFL in passing yards with 4690, fifth in AFC in passing efficiency with 81.7, third in AFC and fifth in NFL in TD passes with 23, seventh in AFC in average gain per pass play with 7.16, fourth in AFC and seventh in NFL in completion % with 61.7, eighth in AFC in TDs per pass attempt with 3.5, and T-ninth in AFC in interceptions per pass attempt with 3.2...Career-best 4690 yards passing was one yard better than 1990 total and is fifth best in NFL history...Thus became just third QB in NFL annals to record back-to-back 4000-yard seasons (also Marino, Dan Fouts)...Also rushed 33 times for 68 yards and two TDs...Directed Oiler attack that ranked first in NFL in passing for second straight season (288.8 per game), second in league in total offense (374.2), and fourth in scoring (24.1)...Posted six 300-yard games (now has 31 in NFL regular season career) and two 400-yard games (4 in career)...Made 100th NFL career start in 47-17 opening-day dissecting of Raiders (9/1)...In 30-7 win at Cincinnati (9/8), passed for 315 yards while throwing at least one touchdown pass in 15th consecutive game to break George Blanda's team record (extended streak to 21 before having it stopped in loss at Washington 11/3)...Completed 19 of 31 passes for 334 yards and two TDs in 42-14 blasting of Broncos (10/6)...In following week's 23-20 road victory over Jets (10/13), completed 35 of 50 for 423 yards and two TDs...Completions versus N.Y. marked second best of career, attempts was fourth best, and yardage was third best and fifth highest in team history...Had season-long pass of 61 yards (to Drew Hill) and went over 25,000-yard mark for NFL career (18-yarder to Hill) in 35-3 romp over Bengals (10/27)...In 26-23 OT edging of Dallas, completed career-high 41 passes (2nd best in NFL annals behind Jets' Richard Todd's 42 vs. 49ers 9/21/80) of personal-best 56 attempts for 432 yards (2nd best of career, 4th best in Oiler history)...In that Cowboy contest, completed all 11 passes in overtime while surpassing Fran Tarkenton on all-time pro passing yards list...Named AFC Offensive Player of the Week after being accurate on 31 (4th best of career) of 44 throws (70.5%) for 399 yards (5th best) and three scores in 28-24 trimming of Cleveland (11/17)...Despite racking up 31st NFL 300-yard game, suffered

career-worst five interceptions in 26-14 loss at Pittsburgh (11/24)...Surpassed 4000 yards for season in 31-6 victory over Steelers (12/8)...With fourth quarter three-yard toss to Hill in 17-14 win at Cleveland (12/15), broke Marino's NFL record for completions in a season...With second quarter 23-yard pass to Ernest Givins in 24-20 loss to Giants (12/21), broke Marino's NFL record for attempts in a season...Started both playoff games and completed 55 of 76 passes (72.4%) for 596 yards, five TDs, and four interceptions...In 26-24 loss at Denver (1/4/92), connected on 27 of 36 passes (75%) for 325 yards, three touchdowns, and one pick-off.

PRO (NFL): Has thrown for more total yards (48,907 in 14 years) than all but one man in the history of professional football...Trails CFL's Ron Lancaster (50,535 yards in 19 years) by 1629 yards...Is only player in football history to throw for over 20,000 yards in two different leagues (27,679 NFL, 21,228 CFL)...Entering '92 season, 80.3 career rating ranked seventh among active NFL QB's and 17th on all-time list...One of NFL's premier quarterbacks, possesses one of league's strongest arms and ability to run gives Oilers' offense added dimension...For past four years, has served as Oilers' offensive co-captain with Dean Steinkuhler...Is Oilers' all-time leader in completions (2105), attempts (3680), and yards (27,679)...Ranks second in Houston annals in TD passes with 157 behind George Blanda's 165...Has 31 career regular season 300-yard games and 40 without an interception...In 1989, was named to Oilers' 30th Anniversary "Dream Team"...Entering 1992, consecutive starts streak stands at 16...Going into '92, has thrown just 26 interceptions in last 1066 passes...Signed five-year contract on April 7, 1989...**1990:** In first season of team's "Run 'N Shoot" offense, started 15 games at QB (missed final game and playoff due to dislocated thumb)...Completed 362 (1st NFL) of 584 passes (1st NFL) for 62.0% (2nd NFL) for 4689 yards (1st NFL, 6th best in league history) with 33 touchdowns (1st NFL) and 13 interceptions...Had 96.8 QB efficiency rating (2nd NFL), 8.03 average gain per pass play (3rd NFL), and 5.7% TDs per pass attempt (T-4th NFL)...Also rushed 55 times for 215 yards and two TDs...Led Oiler attack that paced NFL in total offense (388.9 yds. per game) and was second in league in scoring (25.3)...Tied Dan Marino's NFL record with nine 300-yard games in a season and also tied AFC record for consecutive 300-yard performances with four (1 short of NFL mark)...Many honors included third straight Pro Bowl selection (starter), AP Offensive Player of the Year, UPI AFC Offensive Player of the Year, USA Today AFC MVP, 8th place in AP Male Athlete of the Year, NFL Alumni Quarterback of the Year, 101 AFC Offensive Player of the Year, 2nd place Miller Lite NFL Player of the Year, Sporting News First Team All-Pro, AP Second Team All-Pro, and First Team All-AFC recognition from UPI, Pro Football Weekly, and Football News...Was also named AFC Offensive Player of the Week three times (vs. Bengals, Browns, Chiefs) and AFC Offensive Player of the Month for November...In season-opening 47-27 loss at Atlanta (9/9), completed 31 of 52 passes for 397 yards and four TDs...With 308 yards in 24-10 victory over Colts (9/23), surpassed George Blanda's team passing record of 19,149 yards...In clutch 17-7 road win at San Diego (9/30), tossed for 355 yards while completing passes to 11 different receivers...Passed for 369 yards, threw career-high five TD passes to five different receivers, and surpassed 20,000 career passing yards (on 42-yarder to Leonard Harris in 2nd qtr.) in 48-17 rout of Bengals (10/14)...Despite 17-12 defeat at hands of Jets (10/28), was 30 of 43 for 381 yards though had costly fumble when sacked in end zone by DE Darrell Davis (Davis recovered for TD)...Passed for 343 yards and became Oilers' all-time attempts leader (passed Blanda's 2784) in loss to Rams (11/4)...Connected on 75% of passes (24 of 32) for 322 yards with five TD tosses to five separate catchers in 35-23 triumph at Cleveland (11/18)...Enjoyed top game of career in 27-10 win at K.C. (12/16), completing 27 of 45 passes for 527 yards (career-long 87-yarder to Haywood Jeffires, Oilers' longest since 12/13/70), three TDs, and no interceptions...527 yards was second best in NFL history, trail-

ing only Norm Van Brocklin's 554 for Los Angeles against New York Yanks (9/28/51)...In loss at Cincinnati (12/23), suffered open dislocation of throwing thumb late in fourth quarter when hitting hand on helmet of Bengals' LB James Francis...Ended season by throwing just five interceptions in final 409 passes...Though missing regular season finale and playoff loss (replaced by Cody Carlson), did recover sufficiently to play in Pro Bowl...**1989:** Started all 16 games and completed 280 of 464 passes (60.3%, 3rd AFC) for 3631 yards (2nd AFC), 23 TDs (4th AFC), and 14 interceptions...Had passing efficiency of 88.9 (2nd AFC, 4th NFL) and 3.0% interception rate (4th AFC)...Including playoffs, was not picked off in seven games and had just seven in last 351 throws of season...Had four 300-yard games plus one in playoffs...Also had personal bests in rushes (70) and yards (268) to go with four TDs...Honors included Football News AFC Player of the Year and UPI First Team All-AFC while also earning second consecutive Pro Bowl start...Received one of league's most prestigious honors when named NFL's Traveler's Man of the Year for outstanding off-field community work...Led offense that was third in AFC and seventh in NFL in points scored with 365...Passed for 338 yards while going over 15,000 career yards in 47-14 OT loss to Buffalo (9/24)...Was accurate on 19 of 23 passes for personal-best 82.6% in 39-7 beating of Miami (10/1)...Was named Offensive Player of the Week after connecting on 16 of 26 throws for 317 yards in 33-28 road win over Bears (10/15)...In 35-31 edging of Detroit (11/5), was accurate on 30 of 38 passes (78.9%) for 345 yards while also rushing for winning TD in fourth quarter...In regular season finale versus Browns (12/23) was 32 of 51 for 414 yards which was highest total by Oiler in 28 years (Blanda's 418 vs. N.Y. Titans 11/19/61)...Also threw 100th NFL TD pass (9 yds. to Drew Hill) in that game...In playoff loss to Pittsburgh (12/31), completed 29 of 48 for 315 yards, two TDs, and no pickoffs...**1988:** Started 11 games (0 int. in 6), completing 160 of 294 passes (54.4%) for 2327 yards, 17 TDs, and just eight interceptions...Passing efficiency rating of 88.4 ranked fifth in NFL while 2.7% interception rate tied for second in AFC...For first time in NFL career, had better than two-to-one TD pass to interception ratio...Had 7.91-yard average per pass attempt to rank third in league...Also rushed 33 times for 88 yards and a career-best five TDs...Was sacked just 12 times in 111 contests...Honors included UPI Second Team All-AFC and AP Honorable Mention All-Pro, and first Pro Bowl selection (started due to injury to Bengals' Boomer Esiason and completed 13 of 20 for 134 yards)...Directed offense that scored second most points in NFL (424, Bengals had 448) which was most points scored by Oilers since club record was set in 1961 (513)...In Oilers' opening day 17-14 OT win at Indianapolis (9/4), suffered fractured scapula (shoulder blade) in throwing arm on third quarter hit by Colt LB Cliff Odom while attempting to advance own fumble...Was placed on injured reserve the next day, missing five games before activation (10/15)...In 41-17 prime time win over Redskins (10/30), threw three TD tosses to Drew Hill while also rushing for a score...Had season-best run (35 yds.) and pass (57 yds. to Hill) as team averaged 7.4-yards per play (most since 8.2 vs. 49ers 10/21/84) in loss at Seattle (11/17)...In 37-34 loss to Steelers (12/4), ran for two TDs for first time in career while having streak of 98 passes without an interception snapped by Dwayne Woodruff...Was 14 of 25 for 254 yards and two scores in Oilers' 41-6 rout of Bengals (12/11) that was Houston's largest margin of victory in 11 years (47-0 over Bears 11/6/77) and eighth largest in team annals...Started both playoff games, connecting on 33 of 59 passes (55.9%) for 453 yards, one TD, and four interceptions...**1987:** Started all 12 non-strike games, completing 184 of 368 passes (50%) for 2806 yards (7th in NFL), 21 TDs (7th in NFL), and 18 pick-offs...21 TD passes were most by an Oiler since George Blanda tossed 24 in 1963...Was also third in club rushing with 112 yards on 24 tries and three TDs (tied for team lead)...In Houston's 20-16 win over Rams (9/13), threw for 310 yards (21 of 43) and pair of scores...Rallied Oilers from 15-point deficit with six minutes left to play in 31-29 win at Cincinnati (11/1), scoring winning TD on one-yard sneak with 59 sec-

onds remaining...Threw 50th touchdown pass of NFL career at San Francisco (9 yds. to Curtis Duncan, 11/8) ...In loss to Browns (11/22), suffered shoulder impingement when sacked by Carl Hairston...Hooked up with Ernest Givins for 83-yard TD play in that Browns' game that was longest in AFC in '87 and longest in an Oilers' game since Dan Pastorini connected with Ken Burrough for 85 yards (vs. Chicago 11/6/77)...Versus Colts (11/29), established season highs for completions (24), attempts (44), yards (327), and TD passes (3, tied)...Started both post-season games, completing 45 of 75 passes (60%) for 537 yards, two TDs, and three interceptions...In 23-20 OT wild card win over Seattle (1/3/88), was accurate on 21 of 32 throws (65.6%) for 273 yards, and led team on clutch 12-play 61-yard march from own 15-yard line that led to winning FG...Underwent post-season arthrogram on shoulder...**1986:** Started 15 games (missed 12/7 vs. Chargers due to thumb injury), completing 256 of 488 passes (52.5%) for 3489 yards (5th in AFC), 13 TDs, and 26 interceptions...Also was fourth in team rushing with 157 yards plus pair of TDs...Had 14 completions, all for either first down or TD in opening day 31-3 win at Green Bay (9/7)...Completed season-best 71% of passes (22 of 31, 264 yds.) versus Browns (9/14)...Threw for season-best 398 yards against Detroit (10/5) which was most by an Oiler since George Blanda's 418 against New York Titans (11/19/61)...Threw for 304 yards against Raiders (10/26) and 310 yards in game with Bengals (11/9)...Had season-best three TD tosses (22 of 35, 294 yds.) in win over Colts (11/23)...Was forced to leave game at Cleveland (11/30) after hitting thumb on Browns' player's helmet...Ended season with streak of 66 pass attempts without an interception...Underwent post-season arthroscopy on right knee (3/9)...**1985:** Started 14 games, missing contests with San Diego and Cincinnati (11/24, 12/1) due to hip pointer...Overall, completed 200 of 377 passes (53.1%) for 2709 yards, 15 TDs, and 19 interceptions while also finishing fourth in team rushing with 130 yards on 39 totes...Engineered opening day 26-23 upset over Miami (9/8) by completing 12 of 17 tosses (71%) for 270 yards and an 80-yard score to Butch Woolfolk...Over last three games of season, tossed for 1033 yards, an average of 344.3 per game...Against the Giants (12/8), was accurate on season-best 26 of 47 passes for 330 yards and pair of TDs...Following week versus Browns, threw for 339 yards thanks to 22 of 48 effort and two more scores...Closed season at Indianapolis (12/22) by hitting on 22 of 40 for 364 yards...**1984:** Signed with Oilers on February 3 after months of travel and negotiations with other NFL clubs...Started all 16 games, completing 259 of 450 passes (57.6%) for then-club record 3338 yards, 12 touchdowns, and 14 interceptions...Also rushed 58 times for 211 yards...Tied George Blanda's 1961 team mark (since broken) of four 300-plus yard games in a season...Accomplishments earned All-NFL Rookie honors from Pro Football Writers, UPI, Pro Football Weekly, and Football Digest...Various bests for season included attempts (47) and completions (27) versus Pittsburgh (12/2), yards (365) versus Colts (9/9), and longest completion (76 yds. to Herkie Walls) versus Cincinnati (10/28)...Also had 75-yard TD pass to Tim Smith against Chargers (9/16) and tossed three scoring passes in game with Jets (11/18)...Did not throw an interception in first 130 NFL passes and had eight games without a pick-off to compile third lowest interception rate (3.1) in AFC...First pass in Astrodome pre-season game was 61-yard TD to Eric Mullins against Jets (8/11).

PRO (CFL): Played six seasons for the Edmonton Eskimos, completing 1369 of 2832 passes (57.5%) for 21,228 yards, 144 TDs, and 77 interceptions (93.8 QB rating by NFL system)...Also proved to be outstanding runner, gaining 1700 yards on 330 carries (5.2 avg.) and 16 touchdowns...Threw for over 5000 yards in each of final two CFL campaigns...Best season came in 1983, connecting on 380 of 664 passes (57.2%) for 5648 yards, most ever in a single season in pro football history...Won the Schenley Award that year, symbolic of the CFL's MVP...All single game CFL bests came in game with Montreal (10/15/83) including most attempts (51), most completions (31),

yards passing (555, also a league record), and TDs (5)...Eskimos won Grey Cup (league title) five consecutive seasons (1978-82) and posted overall regular season record of 78-23-5 (.759) during tenure with club...Coached in Edmonton by former Oiler head coach, Hugh Campbell.

COLLEGE: Finished career at Washington with 242 completions in 496 attempts (48.8%) for 3277 yards, 19 TDs, and 17 interceptions...Also rushed 239 times for 429 yards with nine scores...Was PAC-8 Player of the Year as a **senior**, hitting on 113 of 199 throws for 1584 yards and 11 scores...Ran 99 times for 266 yards and six TDs...Was selected as MVP of '78 Rose Bowl for guiding Huskies to 27-20 win over Michigan...**Junior** totals showed 81 completions in 175 attempts for 1106 yards, and six TDs...Ran 80 times for 69 yards with a touchdown...As a **sophomore**, was accurate on 48 of 122 tosses for 587 yards and pair of scores (60/94 yds., 2 TDs rushing)...Played **freshman** season at West Los Angeles Junior College and is a member of their Hall of Fame...Also had scholarship named for him there in May, 1989...Majored in communications at UW.

PERSONAL: Married to Felicia (3/8/81), couple resides in Sugar Land, Texas with sons Joshua (7/17/82) and Jeffrey (1/7/88), and daughters Chelsea (12/16/83) and Blair (8/22/84)...When area church needed over \$200,000 in 1988 to complete new community center, donated the entire amount...Does extensive charity work with United Negro College Fund, United Way, Sickle Cell Foundation, Urban League, Ronald McDonald House, Special Olympics, March of Dimes, Muscular Dystrophy Association, Cystic Fibrosis Foundation, American Heart Association, Juvenile Diabetes, and Cerebral Palsy Foundation...Was honored by former Mayor Kathy Whitmire when February 21, 1988 was proclaimed "Warren Moon Day" in Houston and Harris County...In 1989, created "The Crescent Moon Foundation" to help raise money for Houston-area charities...Hosts annual "Warren Moon Celebrity Golf Tournament" for charity...Was presented with the National Urban Coalition Superstar Award in Washington in May, 1989 for work in "Say Yes to a Youngster's Future" Program...Other community honors have included Houston Firefighters Man of the Year (1989), South Texas March of Dimes "Headliner of the Year," was named one of Five Outstanding Houstonians, and was selected to President George Bush's Media Advisory Committee for the 1990 Economic Summit...Was only NFL player chosen to perform in halftime show at Super Bowl XXV...Said coaching great Sid Gillman during the 1990 season, "I think he's great, not good but great. He could be the best ever. I've never seen a better exhibition of throwing the football than in his performance against Kansas City (527 yards) and I've seen a lot of football games"...Hobbies include fishing, swimming, and attending sporting events and the theatre...Lists favorite movies as "Halloween I" and "Poltergeist," favorite TV show as "The Cosby Show," and favorite recording artists as Luther Vandross and Lionel Richie...Attended Hamilton High School in Los Angeles, lettering in football...As a senior, was City MVP and All-America...Was able to sign with Oilers following CFL career due to NFL free agent status (signed with Edmonton prior to NFL draft and was never selected by an NFL team)...Full name is Harold Warren Moon, born November 18, 1956 in Los Angeles, California.

NFL STATISTICS PASSING

YEAR	TEAM	GS	ATT.	COMP.	YDS.	PCT.	TD	INT.	LG	QB		
										TKLD	RAT.	
1984	Houston	16-16	450	259	3338	57.6	12	14	76	47/371	76.9	
1985	Houston	14-14	377	200	2709	53.1	15	19	80	46/366	68.5	
1986	Houston	15-15	488	256	3489	52.5	13	26	81	41/332	72.3	
1987	Houston	12-12	368	184	2806	50.0	21	18	83	25/198	74.2	
1988	Houston	11-11	294	160	2327	54.4	17	8	57	12/120	88.4	
1989	Houston	16-16	464	280	3631	60.3	23	14	55	35/267	88.9	
1990	Houston	15-15	584	362	4689	62.0	33	13	87	36/252	96.8	
1991	Houston	16-16	655	404	4690	61.7	23	21	61	23/174	81.7	
8-YR. TOTALS			115-115	3680	2105	27679	57.2	157	133	87	265/2080	80.3
PLAYOFFS			7-7	258	162	1901	62.8	10	9	49	9/75	83.5

RUSHING

YEAR	TEAM	ATT.	YDS.	AVG.	LG	TD
1984	Houston	58	211	3.6	31	1
1985	Houston	39	130	3.3	17	0
1986	Houston	42	157	3.7	19	2
1987	Houston	34	112	3.3	20	3
1988	Houston	33	88	2.7	14	5
1989	Houston	70	268	3.8	19	4
1990	Houston	55	215	3.9	17	2
1991	Houston	33	68	2.1	12	2
8-YEAR TOTALS		364	1249	3.4	31	17
PLAYOFFS		28	76	2.7	15	0

CFL STATISTICS PASSING

YEAR	TEAM	G-S	ATT.	COMP.	YDS.	PCT.	TD	INT.	LG
1978	Edmonton	16-0	173	89	1112	57.4	5	7	56
1979	Edmonton	16-0	274	149	2382	54.4	20	12	77
1980	Edmonton	16-0	331	181	3127	54.7	25	11	89
1981	Edmonton	16-9	378	237	3959	62.7	27	12	91
1982	Edmonton	16-16	562	333	5000	59.2	36	16	58
1983	Edmonton	16-16	664	380	5648	57.2	31	19	48
6-YEAR TOTALS		96-41	2382	1369	21228	57.5	144	77	91

RUSHING

YEAR	TEAM	ATT.	YDS.	AVG.	LG.	TD
1978	Edmonton	30	114	3.8	17	1
1979	Edmonton	56	150	2.7	17	2
1980	Edmonton	55	352	6.4	29	3
1981	Edmonton	50	298	6.0	27	3
1982	Edmonton	54	259	4.8	33	4
1983	Edmonton	85	527	6.2	25	3
6-YEAR TOTALS		330	1700	5.2	33	16

300-YARD GAMES (NFL)

(31 regular season, 2 playoff)

DATE	OPPONENT	ATT.	COMP.	YDS.	PCT.	TD	INT.	LG	TKLD.
9/9/84	INDIANAPOLIS	43	23	365	53.5	0	0	30	4/22
10/21/84	SAN FRAN.	33	25	356	75.8	2	2	45t	2/6
12/2/84	PITTSBURGH	45	27	303	60.0	1	3	31	0/0
12/16/84	CLEVELAND	31	19	306	61.3	0	0	47	0/0
12/8/85	N.Y. GIANTS	47	26	330	55.3	2	2	47	3/32
12/15/85	at Cleveland	48	22	339	45.8	2	2	37	4/36
12/22/85	at Indianapolis	40	22	364	55.0	2	2	40t	3/19
10/5/86	at Detroit	38	21	398	55.3	1	3	81t	0/0
10/26/86	L.A. RAIDERS	46	18	304	39.1	0	4	46	6/51
11/9/86	CINCINNATI	44	25	310	56.8	1	0	45	1/13
9/13/87	L.A. Rams	43	21	310	48.9	2	2	59	2/23
11/29/87	at Indianapolis	44	24	327	54.5	3	2	40	1/9
9/24/89	BUFFALO	42	28	338	66.7	1	2	48	3/27
10/15/89	at Chicago	26	16	317	61.5	2	2	47	0/0
11/5/89	DETROIT	38	30	345	78.9	2	1	32	0/0
12/23/89	CLEVELAND	51	32	414	62.7	2	1	37	5/33
*12/31/89	PITTSBURGH	48	29	315	60.4	2	0	32	0/0
9/9/90	at Atlanta	52	31	397	59.6	4	2	80t	2/8
9/23/90	INDIANAPOLIS	39	29	308	74.4	3	1	28	1/5
9/30/90	at San Diego	46	27	355	58.7	2	1	31	3/26
10/14/90	CINCINNATI	33	21	369	63.6	5	1	42t	0/0
10/28/90	N.Y. JETS	43	30	381	69.8	1	0	31	5/38
11/4/90	at L.A. Rams	43	26	343	60.5	1	2	47	1/10
11/18/90	at Cleveland	32	24	322	75.0	5	0	46t	5/38
11/26/90	BUFFALO	22	16	300	72.7	2	0	43	3/17
12/16/90	at Kansas City	45	27	527	60.0	3	0	87t	4/28
9/8/91	at Cincinnati	37	22	315	59.5	1	1	42	0/0
10/6/91	DENVER	31	19	334	61.3	2	1	49	1/7
10/13/91	at N.Y. Jets	50	35	423	70.0	2	2	37t	1/14
11/10/91	DALLAS	56	44	432	73.2	0	0	28	2/7
11/17/91	CLEVELAND	44	31	399	70.5	3	1	42	1/4
11/24/91	at Pittsburgh	48	24	324	50.0	2	5	35	2/17
*1/4/92	at Denver	36	27	325	75.0	3	1	49	0/0

*Playoff game

TEAM-BY-TEAM

TEAM	GAMES	ATT.	COMP.	YDS.	PCT.	TD	INT.	LG	TKLD.
Atlanta	3	114	63	847	55.3	8	5	80t	7/37
Buffalo	5	134	74	1010	55.2	5	6	48	9/73
Chicago	2	55	28	521	50.9	3	3	47	5/49
Cincinnati	15	469	262	3572	57.1	22	18	76	32/279
Cleveland	15	468	272	3636	58.1	21	18	83t	36/278
Dallas	3	111	67	873	60.4	2	4	57t	16/105
Denver	2	48	27	456	56.3	3	1	67t	5/43
Detroit	2	76	51	743	67.1	3	4	81t	0/0
Green Bay	1	21	14	218	66.7	2	1	44t	0/0
Indianapolis	6	216	131	1795	60.6	11	7	40t	12/85
Kansas City	6	204	125	1523	61.3	7	4	87t	22/152
L.A. Raiders	4	138	68	1004	49.3	6	5	51	13/115
L.A. Rams	3	115	66	853	57.4	3	5	59	6/49
Miami	5	111	76	910	68.5	5	6	80t	9/97
Minnesota	2	57	30	349	52.6	1	1	48	9/65
New England	2	73	34	495	46.6	3	4	48	3/25
New Orleans	3	81	42	496	51.9	2	2	50	5/37
N.Y. Giants	2	83	48	566	57.8	3	2	47	5/46
N.Y. Jets	3	121	85	1001	70.2	6	2	37t	7/60
Philadelphia	1	46	24	262	52.2	0	0	24	4/36
Phoenix	2	61	31	453	50.8	4	2	50t	3/21
Pittsburgh	15	455	251	3211	55.2	18	21	52	36/278
San Diego	4	136	72	988	52.9	5	2	75t	7/53
San Francisco	3	102	60	745	58.8	6	5	48	6/39
Seattle	2	60	37	414	61.7	2	2	57t	2/12
Tampa Bay	1	23	14	149	60.9	2	0	23	0/0
Washington	3	102	53	579	52.0	4	3	33t	6/46
TOTALS	115	3680	2105	27679	57.2	157	133	87t	265/2080

1984 GAME-BY-GAME PASSING

DATE	OPPONENT	ATT.	COMP.	YDS.	PCT.	TD	INT.	LG	TKLD	W/L
9/2	L.A. RAIDERS	29	12	201	41.4	2	0	51	5/45	L 14-24
9/9	INDIANAPOLIS	43	23	365	53.5	0	0	30	4/22	L 21-35
9/16	at San Diego	31	11	212	35.5	1	0	75	3/25	L 14-31
9/23	at Atlanta	28	17	208	60.7	1	1	26	4/21	L 10-42
9/30	NEW ORLEANS	8	3	36	37.5	0	2	21	3/23	L 10-27
10/7	at Cincinnati	33	15	181	45.5	0	0	20	4/31	L 3-13
10/14	at Miami	28	19	170	67.9	1	1	28	1/14	L 10-28
10/21	SAN FRAN.	33	25	356	75.8	2	2	45	2/6	L 21-34
10/28	CINCINNATI	18	11	196	61.1	0	2	76	3/26	L 13-31
11/4	at Pittsburgh	20	10	133	50.0	0	0	24	5/48	L 7-35
11/11	at Kansas City	26	19	180	73.1	1	0	25	5/40	W 17-16
11/18	N.Y. JETS	28	20	207	71.4	3	0	26	1/8	W 31-20
11/25	at Cleveland	20	9	84	45.0	0	2	15	4/46	L 10-27
12/2	PITTSBURGH	45	27	303	60.0	1	3	31	0/0	W 23-20
12/9	at L.A. Rams	29	19	200	65.5	0	1	28	3/16	L 16-27
12/16	CLEVELAND	31	19	306	61.1	0	0	47	0/0	L 20-27

1985 GAME-BY-GAME PASSING

DATE	OPPONENT	ATT.	COMP.	YDS.	PCT.	TD	INT.	LG	TKLD	W/L
9/8	MIAMI	17	12	270	70.6	1	1	80t	3/40	W 26-23
9/15	at Washington	28	12	137	42.9	1	0	25	4/30	L 13-16
9/22	at Pittsburgh	18	10	92	55.6	0	1	23	3/17	L 0-20
9/29	DALLAS	26	11	215	42.3	1	4	57t	12/82	L 10-17
10/6	at Denver	17	8	122	47.1	1	0	67t	4/36	L 20-31
10/13	CLEVELAND	23	14	97	60.1	0	1	17	5/28	L 6-21
10/20	CINCINNATI	31	20	266	64.5	2	0	52	0/0	W 44-27
10/27	at St. Louis	30	14	187	46.7	1	2	37	2/16	W 20-10
11/3	KANSAS CITY	35	24	255	68.6	2	1	24	2/14	W 23-10
11/10	at Buffalo	14	3	22	21.4	0	3	12	0/0	L 0-20
11/17	PITTSBURGH	3	2	13	66.7	0	0	9	1/15	L 7-30
11/24	SAN DIEGO	—	—	—	—	—	—	—	—	W 37-35
12/1	at Cincinnati	—	—	—	—	—	—	—	—	L 27-45
12/8	N.Y. GIANTS	47	26	330	55.3	2	2	47	3/32	L 14-35
12/15	at Cleveland	48	22	339	45.8	2	2	37	4/36	L 21-28
12/22	at Indianapolis	40	22	364	55.0	2	2	40t	3/19	L 16-34

1986 GAME-BY-GAME PASSING

DATE	OPPONENT	ATT.	COMP.	YDS.	PCT.	TD	INT.	LG	TKLD	W/L
9/7	at Green Bay	21	14	218	66.7	2	1	44	0/0	W 31-3
9/14	CLEVELAND	31	22	264	71.0	1	3	28	0/0	L 20-23
9/21	at Kansas City	40	18	229	45.0	0	2	34	7/42	L 13-27
9/28	PITTSBURGH	42	22	237	52.4	1	1	35	6/37	L 16-22
10/5	at Detroit	38	21	398	55.3	1	3	81	0/0	L 13-24
10/12	CHICAGO	29	12	204	41.4	1	1	28	5/49	L 7-20
10/19	at Cincinnati	24	14	181	58.3	1	2	43	2/26	L 28-31
10/26	L.A. RAIDERS	46	18	304	39.1	0	4	46	6/51	L 17-28
11/2	at Miami	8	5	45	62.5	0	1	10	2/20	L 7-28
11/9	CINCINNATI	44	25	310	56.8	1	0	45	1/13	W 32-28
11/16	at Pittsburgh	41	22	249	53.7	1	2	33	5/29	L 10-21
11/23	INDIANAPOLIS	35	22	294	62.9	3	2	35	1/9	W 31-17
11/30	at Cleveland	23	5	68	21.7	0	4	24	2/19	L 10-13
12/7	at San Diego	—	—	—	—	—	—	—	—	L 0-27
12/14	MINNESOTA	37	22	280	59.5	1	0	48	2/21	W 23-10
12/21	BUFFALO	29	14	208	48.3	0	0	36	2/17	W 16-7

1987 GAME-BY-GAME PASSING

DATE	OPPONENT	ATT.	COMP.	YDS.	PCT.	TD	INT.	LG	TKLD	W/L
9/13	L.A. RAMS	43	21	310	48.8	2	2	59	2/23	W 20-16
9/20	at Buffalo	27	13	142	48.1	2	1	25	1/12	L 30-34
10/4	at Denver	—	—	—	—	—	—	—	—	W 40-10
10/11	at Cleveland	—	—	—	—	—	—	—	—	W 15-10
10/18	NEW ENG.	—	—	—	—	—	—	—	—	L 9-21
10/25	ATLANTA	34	15	242	44.1	3	2	41	1/8	W 37-33
11/1	at Cincinnati	29	18	191	62.1	2	1	33	6/46	W 31-29
11/8	at San Fran.	36	17	198	47.2	2	3	48	1/12	L 20-27
11/15	at Pittsburgh	22	16	239	72.7	2	0	46	1/18	W 23-3
11/22	CLEVELAND	23	5	193	21.7	1	3	83	3/22	L 7-40
11/29	at Indianapolis	44	24	327	54.5	3	2	40	1/9	L 27-51
12/6	SAN DIEGO	24	13	186	54.2	0	1	25	1/2	W 33-18
12/13	at New Orleans	36	16	258	44.4	1	0	50	2/14	L 10-24
12/20	PITTSBURGH	25	12	240	48.0	2	1	52	3/19	W 24-16
12/27	CINCINNATI	25	14	280	56.0	1	2	53	3/13	W 21-17
1/3	SEATTLE*	32	21	273	65.6	1	1	29	2/14	W 23-20
1/10	at Denver*	43	24	264	55.8	1	2	24	0/0	L 10-34

*Playoff game

1988 GAME-BY-GAME PASSING

DATE	OPPONENT	ATT.	COMP.	YDS.	PCT.	TD	INT.	LG	TKLD	W/L
9/4	at Indianapolis	15	11	137	73.3	0	0	55	3/23	W 17-14
9/11	L.A. RAIDERS	—	—	—	—	—	—	—	—	W 38-35
9/18	at N.Y. Jets	—	—	—	—	—	—	—	—	L 3-45
9/25	NEW ENG.	—	—	—	—	—	—	—	—	W 31-6
10/2	at Philadelphia	—	—	—	—	—	—	—	—	L 23-32
10/9	KANSAS CITY	—	—	—	—	—	—	—	—	W 7-6
10/16	at Pittsburgh	19	11	174	57.9	2	0	43t	0/0	W 34-14
10/23	at Cincinnati	32	13	158	40.6	2	2	23	4/57	L 21-44
10/30	WASHINGTON	30	16	192	53.3	3	1	33t	1/8	W 41-17
11/7	CLEVELAND	17	11	182	64.7	1	0	42	0/0	W 24-17
11/13	at Seattle	22	13	182	59.1	1	1	57t	0/0	L 24-27
11/20	PHOENIX	31	17	266	54.8	3	0	50t	1/5	W 38-20
11/24	at Dallas	29	15	226	51.7	1	0	33	2/16	W 25-17
12/4	PITTSBURGH	39	19	269	48.7	1	3	29	0/0	L 34-37
12/11	CINCINNATI	25	14	254	56.0	2	1	42	1/5	W 41-6
12/18	at Cleveland	35	20	287	57.1	1	0	31	1/7	L 23-28
12/24	at Cleveland*	26	16	213	61.5	1	3	35	1/8	W 24-23
1/1	at Buffalo*	33	17	240	51.5	0	1	29	2/14	L 10-17

*Playoff game

1989 GAME-BY-GAME PASSING

DATE	OPPONENT	ATT.	COMP.	YDS.	PCT.	TD	INT.	LG	TKLD	W/L
9/10	at Minnesota	20	8	69	40.0	0	1	23	7/44	L 7-38
9/17	at San Diego	35	21	235	60.0	2	0	27	0/0	W 34-27
9/24	BUFFALO	42	28	338	66.7	1	2	48	3/27	L 41-47
10/1	MIAMI	23	19	254	82.6	2	0	42	2/13	W 39-7
10/8	at New Eng.	29	14	227	48.3	1	2	48	3/25	L 13-23
10/15	at Chicago	26	16	317	61.5	2	2	47	0/0	W 33-28
10/22	PITTSBURGH	29	17	229	58.6	3	0	51t	0/0	W 27-0
10/29	at Cleveland	25	15	241	60.0	1	0	55	3/31	W 17-28
11/5	DETROIT	38	30	345	78.9	2	1	32	0/0	W 35-31
11/13	CINCINNATI	33	17	198	51.5	1	1	36	2/23	W 26-24
11/19	L.A. RAIDERS	30	20	249	66.7	2	1	42	0/0	W 23-7
11/26	at Kansas City	20	8	99	40.0	0	1	26	4/28	L 0-34
12/3	at Pittsburgh	20	12	171	60.0	2	0	37	3/27	W 23-16
12/10	TAMPA BAY	23	14	149	60.9	2	0	23	0/0	W 20-17
12/17	at Cincinnati	20	9	96	45.0	0	2	16	3/16	L 7-61
12/23	CLEVELAND	51	32	414	62.7	2	1	37	5/33	L 20-24
12/31	PITTSBURGH*	48	29	315	60.4	2	0	32	0/0	L 23-26

*Playoff game

1990 GAME-BY-GAME PASSING

DATE	OPPONENT	ATT.	COMP.	YDS.	PCT.	TD	INT.	LG	TKLD	W/L
9/9	at Atlanta	52	31	397	59.6	4	2	80t	2/8	L 27-47
9/16	at Pittsburgh	48	24	284	50.0	0	4	24	4/26	L 9-20
9/23	INDIANAPOLIS	39	29	308	74.4	3	1	28	1/5	W 24-10
9/30	at San Diego	46	27	355	58.7	2	1	31	3/26	W 17-7
10/7	SAN FRAN.	33	18	191	54.5	2	0	30t	3/21	L 21-24
10/14	CINCINNATI	33	21	369	63.6	5	1	42t	0/0	W 48-17
10/21	NEW ORLEANS	37	23	202	62.2	1	0	19	0/0	W 23-10
10/28	N.Y. JETS	43	30	381	69.8	1	0	31	5/38	L 12-17
11/4	at L.A. Rams	43	26	343	60.5	1	2	47	1/10	L 13-17
11/18	at Cleveland	32	24	322	75.0	5	0	46t	5/38	W 35-23
11/26	BUFFALO	22	16	300	72.7	2	0	43	3/17	W 27-24
12/2	at Seattle	38	24	232	63.2	1	1	20	2/12	L 10-13
12/9	CLEVELAND	25	17	190	68.0	2	0	24	2/11	W 58-14
12/16	KANSAS CITY	45	27	527	60.0	3	0	87t	4/28	W 27-10
12/23	at Cincinnati	48	25	288	52.1	1	1	34	2/18	L 20-40
12/30	PITTSBURGH	—	—	—	—	—	—	—	—	W 34-14
1/6	at Cincinnati*	—	—	—	—	—	—	—	—	L 14-41

*Playoff game

1991 GAME-BY-GAME PASSING

DATE	OPPONENT	ATT.	COMP.	YDS.	PCT.	TD	INT.	LG	TKLD	W/L
9/1	L.A. RAIDERS	33	18	250	54.5	2	0	33	2/19	W 47-17
9/8	at Cincinnati	37	22	315	59.5	1	1	42	0/0	W 30-7
9/16	KANSAS CITY	38	29	233	76.3	1	0	19	1/6	W 17-7
9/22	at New England	44	20	268	45.5	2	2	40	0/0	L 20-24
10/6	DENVER	31	19	334	61.3	2	1	49	1/7	W 42-14
10/13	at N.Y. Jets	50	35	423	70.0	2	2	37t	1/14	W 23-20
10/20	at Miami	35	21	171	60.0	1	3	21	1/9	W 17-13
10/27	CINCINNATI	37	24	289	64.9	3	2	61t	1/5	W 35-3
11/3	at Washington	44	25	250	56.8	0	2	23	1/8	L 13-16
11/10	DALLAS	56	41	432	73.2	0	0	28	2/7	W 26-23
11/17	CLEVELAND	44	31	399	70.5	3	1	42	1/4	W 28-24
11/24	at Pittsburgh	48	24	324	50.0	2	5	35	2/17	L 14-26
12/2	PHILADEL.	46	24	262	52.2	0	0	24	4/36	L 6-13
12/8	PITTSBURGH	36	23	254	63.9	1	1	22	3/25	W 31-6
12/15	at Cleveland	40	26	250	65.0	2	1	44	1/3	W 17-14
12/21	at N.Y. Giants	36	22	236	61.1	1	0	23	2/14	L 20-24
12/29	N.Y. JETS*	40	28	271	70.0	2	1	35	4/39	W 17-10
1/4	at Denver*	36	27	325	75.0	3	1	49	0/0	L 24-26

*Playoff game

NFL SINGLE-SEASON PASSING YARDAGE LEADERS

YEAR	PLAYER	YARDS
1. 1984	Dan Marino, Miami	5,084
2. 1981	Dan Fouts, San Diego	4,802
3. 1986	Dan Marino, Miami	4,746
4. 1980	Dan Fouts, San Diego	4,715
5. 1991	Warren Moon, Houston	4,690
6. 1990	Warren Moon, Houston	4,689

TOP FIVE PASSING YARDAGE GAMES IN NFL HISTORY

PLAYER	ATT-COM	YARDS	TDs	RESULT/OPPONENT	DATE
Norm Van Brocklin, Rams	41-27	554	5	Won vs. N.Y. Yanks	9/28/51
WARREN MOON, OILERS	45-27	527	3	Won vs. K.C. Chiefs	12/16/90
Dan Marino, Dolphins	60-35	521	3	Lost vs. N.Y. Jets	10/23/88
Phil Simms, Giants	62-40	513	1	Lost vs. Cin.	10/13/85
Vince Ferragamo, Rams	46-30	509	3	Lost vs. Chi.	12/26/82

MOON VS. HALL OF FAME QUARTERBACKS

(Comparing Warren Moon's first eight seasons with the first eight years of the 17 quarterbacks in the Pro Football Hall of Fame)

PLAYER	ATT.	COMP.	YDS.	PCT.	TD	INT.	RATE
MOON, WARREN	3680	2105	27679	57.2	157	133	80.3
Baugh, Sammy	1375	761	9228	55.4	83	101	65.7
Blanda, George	962	435	5852	45.2	48	67	52.7
Bradshaw, Terry	2019	1088	13279	53.9	93	118	65.4
Dawson, Len	1061	599	8231	56.5	87	59	85.6
Graham, Otto	2201	1224	19771	55.6	148	110	87.4
Griese, Bob	2014	1081	14309	53.7	114	103	74.0
Jurgensen, Sonny	1492	809	12573	54.2	100	86	80.7
Layne, Bobby	2095	1017	14489	48.5	114	131	63.4
Luckman, Sid	1171	604	11504	51.6	100	75	87.8
Namath, Joe	2605	1306	20099	50.1	126	143	69.3
Starr, Bart	1546	789	11230	51.0	66	75	68.9
Staubach, Roger	1723	977	13304	56.7	83	73	79.9
Tarkenton, Fran	2613	1418	20222	54.3	163	126	80.3
Tittle, Y.A.	2056	1105	15341	53.7	103	120	70.3
Unitas, John	2621	1410	20834	53.8	167	125	81.4
Van Brocklin, Norm	1632	879	14009	53.9	98	106	75.7
Waterfield, Bob	1617	813	11849	50.3	98	127	62.0

Baugh (Washington, 1937-44), Blanda (Chicago, Balt., 1949-56), Bradshaw (Pittsburgh, 1970-77), Dawson (Pitt., Clev., Dal., K.C. 1957-64), Graham (Cleveland, 1946-53), Griese (Miami, 1967-74), Jurgensen (Philadelphia, 1957-64), Layne (Chi., N.Y., Det., 1948-55), Luckman (Chicago, 1939-46), Namath (N.Y. Jets, 1965-72), Starr (Green Bay 1956-63), Staubach (Dallas, 1969-76), Tarkenton (Minnesota, 1961-68), Tittle (Balt., S.F., 1948-55), Unitas (Baltimore, 1956-63), Van Brocklin (Los Angeles, 1949-56), Waterfield (Clev., Los Angeles, 1945-52).

MIKE MUNCHAK

Guard



63

Height.....6-3
Weight.....284
Born.....3/5/60
College.....Penn State
How Acq......D1, 1982
NFL.....11th Year



1991: Continued to perform at All-Pro level and remains one of top offensive linemen in NFL...Started 13 games at left guard, missing first non-strike games since 1986...Despite missing three games due to knee problems, earned seventh Pro Bowl berth (5th as starter) and is now just one behind Elvin Bethea's eight for tops in club history...Other honors included First Team All-Pro accolades from AP, PFWA, Pro Football Weekly, NEA, Football Digest, and College and Pro Football Newsweekly; and First Team All-AFC recognition from UPI, Pro Football Weekly, and Football News...Was major factor in Oilers leading NFL in passing (288.8 yds. per game), finishing second in total offense (374.2), and fourth in scoring (24.1)...Member of offensive line that ranked second in NFL in percentage of QB sacks allowed (3.6) and was second in AFC (T-4th NFL) in total sacks allowed (24)...Also helped team again finish among league's top ten in average gain per rush (4.1)...In 17-7 Monday night win over Chiefs (9/16), suffered second quarter knee injury and was replaced by Doug Dawson...Underwent MRI (9/17), then had arthroscope to repair meniscus damage (9/18)...Had string of 59 straight starts (63 non-strike) snapped in following week's loss at New England (9/22)...Dressed but did not play in subsequent wins over Broncos and Jets, but returned to starting lineup for 17-13 triumph at Miami (10/20)...Helped Oilers break 30-year-old team record with 583 yards of offense in 26-23 OT win over Dallas (11/10)...Started in Houston's playoff games against Jets and Broncos.

PRO: One of the premier guards in the National Football League, was selected to NFL's "Team of the Decade" for the 1980's...Also was chosen in 1989 to Oilers' 30th Anniversary "Dream Team"...Entering 1992, consecutive starts streak stands at ten...Has started every non-strike game in seven of ten league campaigns...**1990:** Started all 16 games and teamed with fellow Pro Bowler Bruce Matthews to form best guard tandem in NFL...Honors included AFC Pro Bowl (starter), AP Second Team All-Pro, Football News First Team All-AFC, UPI Second Team All-AFC, and CBS' All-Madden team...Was Oilers' recipient of annual Ed Block Memorial Courage Award that symbolizes "a player's courage in the pursuit of professional excellence"...Was one of key reasons for Oilers leading NFL in total offense (388.9 per game) and passing offense (300.3) while finishing second in points scored (25.3)...Helped Houston rack up over 400 yards in eight of 16 games...Played important role as team scored club-record 58 points against Browns (12/9), and gained highest yardage output in 280 games (563) versus Chiefs (12/16)...Started at LG in playoff loss at Cincinnati (1/6/91)...**1989:** Was team's starter in all 16 games at LG...Honors included fifth Pro Bowl selection, PFWA First Team All-NFL, NEA First Team All-NFL, Pro Football Weekly First Team All-NFL (also First Team All-AFC), AP Second Team All-Pro, and UPI First Team All-AFC...Was key component in line that did not allow a QB sack in six games, the most sackless games by the Oilers since 1978 (also 6)...Played in 100th NFL game in loss at Cincinnati (12/17)...Helped offense generate 483 yards, most in previous six years (498 vs. Packers, 9/4/83) in loss to Browns (12/23)...Was starter at left guard in post-season loss to Steelers (12/31)...Underwent elbow surgery during off-season...**1988:** Started all 16 games with honors including fourth Pro Bowl selection, World Almanac First Team All-Pro, AP Second Team All-Pro, and UPI Second Team All-AFC...Was prominent member of Oilers' offensive line that permitted just 24 QB sacks which tied for fourth fewest in NFL and was fewest allowed by Oilers since giving up 17 in 1978...Prior to playoff loss at Buffalo (1/1/89), Oilers had only allowed seven sacks in nine games...Helped Oilers decrease sacks allowed by 50% over last three seasons, from 48 in 1986 (3.0 per game) to 30 in '87 (2.0 per game) to 24 in '88 (1.5 per game)...Helped Houston's running game ranking in NFL improve from 19th in 1986 to 14th in '87 to fourth (tie) in '88...Started both playoff games...**1987:** Started all 12 non-strike contests and was named to virtually every all-star team including First Team All-NFL from AP, Sporting News, Pro Football Weekly, World Almanac/NEA, PFWA, and Football Digest...Also was named First Team All-AFC by UPI, Football News, and Pro Football Weekly...Received third selection to Pro Bowl and second as a starter...Was named by Pro Football Weekly as best guard in NFL...Finished third in national balloting for Miller Offensive Lineman of the Year...Started both playoff games in which line allowed just two sacks...**1986:** Started first six games of season, scoring first NFL touchdown against Cleveland (9/14) on one-yard fumble recovery following bobble by Larry Moriarty...In game versus Bears (10/12), suffered severe sprain of medial collateral knee ligaments while blocking William Perry...Was placed on injured reserve two days later and remained there for duration of season...Injury broke streak of 53 consecutive starts...**1985:** Started all 16 games for Oilers, achieving highest honor by being voted by peers as a starter for AFC in Pro Bowl...Received several other honors including Football Digest First Team All-NFL, AP Second Team All-Pro, NEA Second Team All-NFL, Football News First Team All-AFC, and UPI Second Team All-AFC...**1984:** After starting all 16 games, was chosen First Team All-AFC by Pro Football Weekly, Second Team All-NFL by NEA, and Second Team All-AFC by UPI...Also was selected to AFC roster for Pro Bowl...Almost missed beginning of season after undergoing arthroscopic knee surgery during training camp, but was in opening day lineup...**1983:** Started all 16 contests in first season of emergence as one of league's top linemen...**1982:** As a rookie, won starting left guard spot in training camp, but suffered broken left ankle in first game following players' strike versus Pittsburgh (11/21)...Re-

turned to play in season's final two games...Was the first of three consecutive picks invested by Oilers in offensive linemen (Bruce Matthews in '83, Dean Steinkuhler in '84) with first round selections...Was first offensive lineman taken in entire 1982 draft (8th overall).

COLLEGE: Had outstanding career at Penn State...Played both tackle and guard during Nittany Lion tenure, but started every game of **senior** season at guard...Teamed with Sean Farrell to give Penn State two of top offensive linemen in the country...Was eligible to play for Nittany Lions in 1982 (had been redshirted in 1980), but receipt of college degree permitted coming out for '82 draft...Senior honors included being named to virtually every All-America team...Was also a participant in Olympia Gold Bowl...Holds B.S. in business logistics.

PERSONAL: Married to Marci (5/14/83), couple resides in Sugar Land, Texas with daughters Alexandria (8/13/86) and Julie (4/12/88)...Is a prominent investor in seven Houston Gold's Gym franchises...Is a member of the Board of Directors for Big Brothers/Big Sisters...Has been an active Big Brother for six years...Also has done extensive work for Leukemia Society...Was Oilers' Traveler's NFL Man of the Year nominee in 1990...Starred with Bruce Matthews in 1991 national United Way TV spot...Lists favorite movie as "It's a Wonderful Life," favorite TV shows as "Dallas" and "Cheers," and favorite recording artists as Bruce Springsteen and Neil Diamond...Attended Scranton (Pa.) Catholic High School, lettering in football, basketball, and track...Did not play offensive line until college, starting at fullback and defensive end as a high schooler...Full name is Michael Anthony Munchak, born March 5, 1960 in Scranton, Pennsylvania.

NFL STATISTICS

GAMES/STARTS: 1982: 4/3, 1983: 16/16, 1984: 16/16, 1985: 16/16, 1986: 6/6, 1987: 12/12, 1988: 16/16, 1989: 16/16, 1990: 16/16, 1991: 13/13. **10-YEAR TOTALS: 131-130 (P-8/8)**

ADDITIONAL STATS

Touchdown: 1 yd. fum. rec. vs. Cleveland 9/14/86

ERIK NORGARD

Center/Guard



64

Height6-1
Weight282
Born11/4/65
CollegeColorado
How Acq.FA, 1990
NFL2nd Year



1991: Spent entire season on injured reserve due to shoulder injury...Was placed on IR on August 29...Spent this past spring playing for San Antonio Riders in World League...Started all ten WL games at center as Riders led league in rushing...With ability to play several offensive line positions, is expected to again compete for roster spot as back-up center and guard...Was not on active roster so 1991 season does not count towards "NFL Experience" category.

PRO: Despite lack of height, has demonstrated toughness and versatility on offensive line...Effective pass blocker with quick feet...**1990:** Saw action in all 16 games, being utilized at center, guard, and on special teams...Was used at fullback in Oilers' short-yardage "Bum-

ble" offense and contributed key block on Lorenzo White's one-yard TD in 20-9 loss at Pittsburgh (9/16)...Also lined up at FB in "Bumble" in games against San Francisco (10/7) and New Orleans (10/21)...Made first NFL appearance on offensive line (at RG) in fourth quarter of 48-17 rout of Bengals (10/14)...Got almost a half of playing time at center in 58-14 triumph over Cleveland (12/9), then again relieved Jay Pennison at C late in 40-20 loss at Cincinnati (12/23)...Made first post-season appearance (on special teams) in 41-14 loss to Bengals (1/6/91)...**1989:** Was not drafted and signed with Oilers as free agent...Spent season on club's developmental squad.

COLLEGE: Played first two seasons at Western Washington University before transferring to Colorado...Was two-year starter for Buffaloes...As a **senior**, honors included UPI First Team All-Big Eight, AP Second Team All-Big Eight, and AP Third Team All-America...Did not get called for penalty during entire season...**Junior** accolades included Honorable Mention All-Big Eight mention...Was a starter as **sophomore** at WWU and saw significant playing time as a **freshman**...Holds B.A. in communications.

PERSONAL: Married to Lisa (4/28/90), couple resides in The Woodlands, Texas...Spends considerable time working in "Just Say No to Drugs" campaign with area youngsters...Also does volunteer work for Fellowship of Christian Athletes...Hobbies include skiing, mountain climbing, and playing golf...As another hobby, breeds English bulldogs...Lists favorite movie as "One Flew Over the Cuckoo's Nest," favorite TV shows as "Roseanne" and "Home Improvement," and favorite book as "Jurassic Park"...Enjoys listening to Stevie Ray Vaughan, Jimi Hendrix, and The Doors...Attended Arlington (Wash.) High School, lettering in football, basketball, and track...Full name is Erik Christian Norgard, born November 4, 1965 in Bellevue, Washington.

NFL STATISTICS

GAMES/STARTS: 1990: 16/0, 1991: IR, (P-1/0)

BO ORLANDO

Safety

26

Height.....5-10
Weight.....180
Born.....4/3/66
College.....West Virginia
How Acq......D6, 1989;
 FA, 1990
NFL.....3rd Year



1991: Despite being fourth string at one point on team's training camp depth chart, won starting free safety job and started in all 16 games...Ended up eighth on team's tackle chart with 56 (35, 21) to go along with three solos on special teams...Also tied for second on team (with Bubba McDowell) in interceptions with four, tied for fourth in fumble recoveries with two, and tied for fifth in passes defended with seven...All four interceptions came in successive games in weeks #12-15...First NFL start came in 47-17 opening-day win over Raiders (9/1)...In 42-14 besting of Broncos (10/6), blocked a Mike Horan punt on opening series that was recovered for TD by McDowell...Had a fumble recovery (forced by LB Lamar Lathon) and batted Dan Marino pass into hands of McDowell at Houston goal line in 17-13 road edging of Dolphins (10/20)...Got first NFL interception off Neil O'Donnell pass in 26-14 loss at Pittsburgh (11/24), then had pick-off (personal-best 18-yd. return) and five tackles in following week's 13-6 loss to

Philadelphia (12/2)...Notched an interception and a fumble recovery (forced by LB Al Smith) in 31-6 division-clinching win over Steelers (12/8)...As Houston won at Cleveland 17-14 (12/15), intercepted pass in fourth consecutive game to tie for second best such streak in team history (Pete Jaquess had 5 in 1964)...In regular season finale versus Giants (12/21), chipped in with career-best ten tackles (8, 2)...Started both playoff games and was fifth on club with nine tackles (6,3) plus an ST solo...In 17-10 wild card win over Jets (12/29), had interception while also teaming with Smith for key tackle of Freeman McNeil on fourth-and-inches on Oiler goal line...Had four tackles versus Jets and five hits plus a forced fumble in playoff loss at Denver (1/4/92).

PRO: Enthusiastic, hard-working player who is aggressive hitter for size...Has good knowledge of game, has played both safety and cornerback ...Entering 1992, consecutive starts streak stands at 16...**1990:** Played in all 16 games, seeing action on special teams and in some nickel packages...As DB, had just three tackles (1, 2), but ranked fourth on club with 13 special teams tackles (10, 3)...Made first NFL appearance at safety replacing Terry Kinard (thumb) in 24-10 win over Indianapolis (9/23)...Had pair of ST tackles against both 49ers (10/7) and Saints (10/21)...Had two tackles from safety spot in 35-23 win at Cleveland (11/18)...Had an ST solo in playoff loss at Cincinnati (1/6/91)...Had re-signed with Oilers (4/17) after Houston's developmental squad contract rights expired after '89 season...**1989:** Spent season on Oilers' developmental squad...Drafted by Oilers in sixth round (156th overall) in 1989.

COLLEGE: Four-year West Virginia totals included 118 solos and 55 assists for 173 total tackles, plus five interceptions (2 TDs), two fumble recoveries, and a forced fumble...As a **senior**, finished with 57 total stops (44, 13) and a career-high three pick-offs while serving as Mountaineers' co-captain...Honors included NEA First Team All-America, College and Pro Football Newsweekly Second Team All-America, AP Honorable Mention All-America, and First Team All-East Independent...Won WVU's "Gridiron Gladiator Award" along with '89 Oiler draft choice Brian Smider...Helped Mountaineers finish as nation's 13th best pass defense (146.9 yds. per game)...Returned an interception 56 yards for TD versus Maryland...Had season-high 13 tackles against East Carolina and also notched 11 plus a pass theft in game with Rutgers...Shifted from strong safety to free safety for Fiesta Bowl against Notre Dame...In **junior** campaign, racked up career-bests in solos (56), assists (27), total tackles (83), and tackles for losses (5) while starting every game at SS...Set a WVU home record with 84-yard interception return for TD versus East Carolina...As a **sophomore**, saw action in nine games with one start, finishing with 18 tackles (10, 8)...In **freshman** season of 1985, was a top special teamer for WVU...Ended up with 15 tackles (8, 7), an interception and a blocked kick...Was redshirted in 1984...Majored in sports management.

PERSONAL: Married to Mary (5/7/88), couple now lives year-round in Houston with son Joseph (7/26/90) and daughter Gabrielle (10/30/91)...Spent off-season working towards college degree...Has worked as a volunteer at a children's hospital and also donates time to Ronald McDonald House...Hobbies include playing golf, basketball, and racquetball...Lists favorite movie as "Godfather III," favorite TV show as "Anything But Love," and favorite book as "Wise Guy"...Enjoys listening to Bobbie Brown...Attended Berwick (Pa.) High School, lettering in football, track, baseball, and basketball...Was All-America selection as QB and DB in H.S....Full name is Joseph John Orlando, born April 3, 1966 in Berwick, Pennsylvania.

NFL STATISTICS

YEAR	TEAM	G-S	TACK.	ASST.	TOTAL.	FUM. FUM.			YDS
						REC.	FOR.	INT.	
1990	Houston	16-0	11	5	16	0	0	0	0
1991	Houston	16-16	38	21	59	2	0	4	18
2-YEAR TOTALS		32-16	49	26	75	2	0	4	18
PLAYOFFS		3-2	8	3	11	0	1	1	0

ADDITIONAL STATS

Passes Defensed: 7 in 1991 (p-total of 1)

Blocked Punt: vs. Denver 10/6/91

WILLIS PEGUESE

Defensive End



72

Height.....6-4
Weight.....273
Born.....12/18/66
College.....Miami (Fla.)
How Acq......D3, 1990
NFL.....3rd Year



1991: Appeared in seven games for Oilers as reserve defensive lineman and special teamer...Did not record any tackles...After being on two-man inactive list for opening-day win over Raiders (9/1), played in seven of following nine games...Saw action on defensive line in games against Bengals (9/8), Broncos (10/6), Dolphins (10/20), Bengals (10/27), and Cowboys (11/10)...Was placed on injured reserve on November 16 due to back injury and missed remaining six regular season games plus both playoff contests.

PRO: Despite limited playing time in first two seasons, coaches remain impressed with combination of size, strength, speed, and agility...Is also a reserve deep snapper...**1990:** As a rookie, played in just two games and did not record a tackle...For 11 of 15 games on 47-man roster, was on two-man inactive list and dressed but did not play in two others...Got first NFL action at DE in season-opening loss at Atlanta (9/9)...Played exclusively on special teams in 27-24 Monday night win over Buffalo (11/26)...Was placed on injured reserve (12/28) due to back injury and remained there for regular season finale and playoff loss...Drafted by Oilers in third round (72nd overall) in 1990.

COLLEGE: Four-year Hurricane statistics showed 86 total tackles (43, 43), nine QB sacks, and two fumble recoveries...Also served as team's deep snapper...**Senior** totals included career bests in tackles (46) and sacks (6)...Accolades included AP Honorable Mention All-America and First Team All-South Independent...Had single sacks against California, Michigan State, Florida State, and East Carolina...Recorded six tackles and 1 1/2 QB drops in win over San Diego State...High tackle game of season came with eight in 27-10 key victory over Notre Dame...In **junior** year, started season's first three games at defensive end...Totals included 22 tackles (13, 9) plus a pair of sacks...Top '88 game came with five stops plus a sack in win over Wisconsin...Played behind UM All-Americans Daniel Stubbs and Bill Hawkins as a **sophomore**...Had been moved to defensive end from linebacker during spring drills...Credited with 14 total hits (4, 10) plus a sack and a fumble recovery (vs. Maryland)...Best '87 game showed six tackles and a sack in 41-3 beating of East Carolina...As a **freshman**, was utilized primarily as a deep snapper, recording just four tackles (2, 2)...Three of those hits came in Tennessee Tech con-

test...Holds B.A. in graphic design.

PERSONAL: Married to Maria, couple spends off-season in Miami with son Quintin (6/6/90)...Donates considerable time to Ronald McDonald House and speaking to elementary schools on the importance of education... Hobbies include painting and arts & crafts...Lists favorite movies as "Pretty Woman" and "Willow," favorite TV shows as "The Cosby Show" and "In Living Color," and favorite recording artists as Hammer and Mariah Carey...Enjoys reading Stephen King novels...Attended Southridge High School in Miami, lettering in football, basketball, and track...As a senior, was First Team All-State and Gatorade Florida Prep Player of the Year...Full name is Willis Peguese, born December 18, 1966 in Miami, Florida.

NFL STATISTICS

YEAR	TEAM	G-S	TACK.	ASST.	TOTAL
1990	Houston	2-0	0	0	0
1991	Houston	7-0	0	0	0
2-YEAR TOTALS		9-0	0	0	0

JEFF QUERY

Wide Receiver



89

Height6-0
 Weight165
 Born3/7/67
 CollegeMillikin
 How Acq.FA-B, 1992
 NFL4th Year



1991: Signed by the Oilers this past March 13 as a "Plan B" free agent who was left unprotected by the Green Bay Packers...One of the most sought-after players in "Plan B," was contacted by 18 teams and worked out for nine clubs...Last season, played in all 16 games for Packers as reserve receiver and return specialist...Caught seven passes for 94 yards and returned 14 punts for 157 yards...11.2-yard punt return average would have been good enough for fourth place in NFC, but did not have enough returns to qualify...Became Packers' primary punt returner after Vai Sikahema went on injured reserve (11/26)...In 15-13 edging of Tampa Bay (9/15), returned four punts for 59 yards including season-best 28 yarder...Had long catch of season (26 yds.) in 34-24 loss to Bills (11/10)...Also brought back three punts for 37 yards in 27-7 season-finale win over Vikings (12/21).

PRO: Has exceptional speed, is expected to compete for extensive playing time in Oilers' "Run 'N Shoot"...Entering season, is considered one of top candidates as team's punt returner...Played for Green Bay from 1989-91...**1990:** Saw action in all 16 games and established career-bests for catches (34, 3rd on team) and yards (458) to go with two touchdowns...Also ranked fourth in NFC in punt returns with 32 (7 FC) for 308 yards (9.6 avg.) while also rushing three times for 39 yards...Had career-best 47-yard TD reception in 36-14 victory over Rams (9/9)...Caught game-winning 26-yard scoring pass from Don Majkowski to pull out 24-21 triumph at Detroit (9/30)...Enjoyed top reception day of career with six for 57 yards in 20-14 loss to Seattle (12/9)...**1989:** As a rookie, appeared in all 16 games with 23 receptions for 350 yards (15.2 avg.) and two TDs...Returned 30 punts (7 FC) for 247 yards (8.2 avg.) to finish tenth in NFC, and also returned six kickoffs for 125 yards (20.8 avg.)...In 35-34 clipping of New Or-

leans (9/17), caught four passes for 84 yards on game-winning drive that included a 35-yard snag and a 23-yarder on fourth-and-17...Caught first NFL touchdown pass on four-yarder from Majkowski in 23-20 OT win over Lions (10/29)...Scored other TD on 14-yard grab in 20-10 besting of Dallas (12/24)...Drafted by Packers with first of two fifth round selections (124th overall) in 1989.

COLLEGE: Had outstanding four-year career at Millikin University in Decatur, Illinois...Career statistics included 119 receptions for school-record 2548 yards (21.4 avg.) and a conference-record 28 touchdowns...Also returned 40 punts for 435 yards (10.9 avg.) and two TDs, returned 25 kickoffs for 752 yards (30.9 avg.) and three TDs, and rushed 30 times for 159 yards (5.3 avg.) and one TD...As a **senior**, caught 40 balls for 783 yards and four scores...Honors included First Team All-CCIW and Third Team Little All-America...Had career-high ten catches for 138 yards against Augustana...In first half versus Illinois Wesleyan, had eight catches for 190 yards and three TDs...Competing on track team, won conference 100-meter dash title...**Junior** totals showed 40 catches for school records in yards (830, 20.8 avg.) and TDs (11)...Also had career-high 25 punt returns for 221 yards (1 TD)...Was First Team All-Conference choice...Best game of campaign came versus Augustana with eight snags for 177 yards including 93-yarder...For track team, won 100-meter and 200-meter dash conference titles...During **sophomore** season, was recipient of 27 balls for 657 yards and outstanding 24.3 average...With ten TDs, scored on 37% of receptions...Averaged amazing 18 yards per punt return (9/162 yds., 1 TD)...Also averaged 30.3 on kickoff returns (9/273 yds., 1 TD)...As a **freshman**, had 12 receptions for 278 yards (23.2 avg.) with three scores...Averaged 57.3 yards on four kickoff returns for 229 yards and two TDs (including 93-yarder)...Holds B.S. in physical education.

PERSONAL: Has daughter Hanna (3/8/90) and resides in Missouri City, Texas...Hobbies include playing golf and outdoor sports...Lists favorite movie as "Fletch" and favorite TV show as "Married with Children"...Enjoys listening to Van Halen...Attended Maroa-Forsyth (Ill.) High School, lettering in football, track, and basketball...Did not play football in sophomore or junior seasons due to hand injury and desire to concentrate on basketball...As a high school senior, finished second in 100-meter dash at state championships...Full name is Jeffrey Lee Query, born March 7, 1967 in Decatur, Illinois.

NFL STATISTICS

YEAR	TEAM	G-S	RECEIVING					PUNT RETURNS					
			NO.	YDS.	AVG.	LG	TD	NO.	FC	YDS.	AVG.	LG	TD
1989	Green Bay	16-0	23	350	15.2	45	2	30	7	247	8.2	15	0
1990	Green Bay	16-0	34	458	13.5	47t	2	32	7	308	9.6	25	0
1991	Green Bay	16-0	7	94	13.4	26	0	14	3	157	11.2	28	0
3-YEAR TOTALS		48-0	64	902	14.1	47t	4	76	17	712	9.4	28	0

ADDITIONAL STATS

Rushing: 3 for 39 yds., 13.0 avg., long 18 in 1990

Kickoff Returns: 6 for 125 yds., 20.8 avg., long 28 in 1989

Fumble Recovery: 1 in 1991

MARCUS ROBERTSON

Safety

30



Height.....5-11
 Weight.....197
 Born.....10/2/69
 College.....Iowa State
 How Acq.....D4b, 1991
 NFL.....2nd Year



1991: A pleasant surprise for Oilers, got significant playing time as special teamer and defensive back in all of team's situational packages...Played mostly cornerback in college, but primary Oiler position was safety...Appeared in all 16 games and recorded 25 solos and five assists, plus three solos on special teams...Other statistics included a QB sack and two passes defended...In some specialty alignments, actually played linebacker for Oilers...In 24-20 loss at New England (9/22), racked up four solos and first career sack (on Hugh Millen)...Had season-best five solos in 16-13 OT loss at Washington (11/3)...Saw action in both playoff games and ranked tenth on club with six solos (plus an ST solo)...Had two solos in wild card win over Jets (12/29) and four in divisional loss at Denver (1/4/92)...Drafted by Oilers with second of two fourth round picks (102nd overall) in 1991.

COLLEGE: Four-year totals at Iowa State included 257 total hits (155, 102), six interceptions, 22 passes defended, nine forced fumbles, and five fumble recoveries...Also had 48 punt returns for 267 yards (5.6 avg.)...As a **senior**, despite missing final three games due to broken leg, still earned Honorable Mention All-America and Second Team All-Big Eight honors...As team captain, had 47 tackles (30, 17), three forced fumbles, and a pick-off...Had a forced fumble and a fumble recovery against both Kansas and Northern Iowa...Earned First Team All-Big Eight accolades as starting **junior** at LCB...Stats showed career highs in total tackles (89, 2nd on team), solos (56), assists (33), and passes defended (11) to go with three forced fumbles...Had 11 tackles and forced a fumble in game with Iowa and had matching number of hits versus Oklahoma...In **sophomore** season, was selected Honorable Mention All-Big Eight by league coaches...Started every game at left corner and had 70 tackles (41, 29) and led team with personal-high three pick-offs...Had season best nine tackles plus an interception against Colorado...Became a starter during **freshman** year and had 28 solos and 23 assists plus ten PRs for 67 yards...Had season-high eight tackles and first collegiate pick-off versus Nebraska...Was also member of ISU's indoor track team...Majored in industrial engineering.

PERSONAL: Married to Holly, (6/27/92), couple spends off-season in Altadena, California...While in school, did work for Iowa Special Olympics...Hobbies include fishing and going to movies...Lists favorite movie as "Lethal Weapon 2," favorite TV show as "A Different World," and favorite book as the biography of Malcom X...Enjoys listening to Luther Vandross, Anita Baker, and Ice Cube...Attended Muir High School in Pasadena, lettering in football, track, basketball, and baseball...Was a member of 400-meter relay team that won California championship in state record time...Full name is Marcus Aaron Robertson, born October 2, 1969 in Pasadena, California

NFL STATISTICS

YEAR	TEAM	G-S	TACK.	ASST.	TOTAL	QB SACK
1991	Houston	16-0	28	5	33	1
PLAYOFFS		2-0	6	1	7	0

ADDITIONAL STATS

Passes Defensed: 2 in 1991

EUGENE SEALE

Linebacker



53

Height.....5-10
Weight.....253
Born.....6/3/64
College.....Lamar
How Acq......FA, 1987
NFL.....6th Year



1991: Remains one of the best special teamers in the NFL...Appeared in 15 games on special teams with limited action at linebacker...For fourth consecutive season, led Oilers in special teams tackles with 20 (17, 3)...Also added three solos and an assist as LB...Had pre-season arthroscopy on right knee (4/29) to repair lateral meniscus tear...In fourth quarter of 24-20 loss at New England (9/22), suffered knee sprain and did not return...Due to that knee problem, was on two-man inactive list for following game against Denver (10/6) which followed bye week...In 13-6 Monday night loss to Philadelphia (12/2), racked up four special teams tackles...Played final two defensive series at MLB and had two tackles plus pair of ST hits in 31-6 division-clinching victory over Steelers (12/8)...Played in both post-season games and notched one special teams tackle (vs. Denver 1/4/92).

PRO: One of team's hardest hitters, is top special teamer who has been capable back-up at middle linebacker...**1990:** Saw action in 15 games and led team in special teams tackles with 19 (12, 7)...Split time with Erik Norgard at fullback in Oilers' goal-line "Bumble" offense...In kitchen accident (10/5) two days prior to loss to 49ers, suffered hand cuts that required 22 stitches...Had two ST tackles but incurred second half knee sprain in 48-17 win over Bengals (10/14)...Underwent arthroscopic knee surgery (11/5) on Monday of team's bye week, then was on two-man inactive list for following game at Cleveland (11/18)...Had one tackle in post-season loss at Cincinnati (1/6/91)...**1989:** Played 15 games with one start, seeing action at both linebacker and on ST...From LB spot, had 14 tackles (11, 3) while leading club in special teams tackles with 17 (12, 5)...Got first start since '87 in season-opening loss at Minnesota (9/10) in place of injured Al Smith (toe)...Played that game with special cast to protect fractured hand...Missed only game of season in win at Chicago (10/15, two man inactive)...Had three LB tackles plus three on ST in 35-31 trimming of Detroit (11/5)...Scored second career TD by recovering Lee Johnson's blocked punt (by Johnny Meads) in end zone in 26-24 Monday night win over Cincinnati (11/13)...Was ejected from game on opening kickoff in victory over Raiders (11/19)...In 20-17 edging of Tampa Bay (12/10), deflected a Chris Mohr punt that officially went two yards...In extensive LB action in loss at Cincinnati (12/17), had season-best four solos...**1988:** Appeared in all 16 games on special teams and at inside LB in some formations...As a LB, had 19 tackles (14, 5), a QB sack, and an interception and was also club's leading ST tackler with 19 solos...As special teamer, was

named First Team All-NFL by Pro Football Weekly...Was only two-time winner of Oilers' special teams player of game award...Had two blocked punts as Houston tied then-NFL record for most blocked punts in a season with five...In loss at Philadelphia (10/2), blocked a John Teltschik punt (Oilers' 1st in 2 years) that was recovered by Cris Dishman for TD...Blocked a Harry Newsome punt that went out of the end zone for safety, and also had three solos and a forced fumble in 34-14 victory over Pittsburgh (10/16)...Delivered one of NFL's top hits of season in 41-17 ESPN prime time win over Washington (10/30), forcing a fumble while literally knocking out Derrick Shepard on KO return...Said Special Teams Coach Richard Smith after that game, "I've never seen a player have a season like that on special teams—he's been incredible."...Registered only sack of season in 24-17 win over Browns (11/7) and had interception of Boomer Esiason pass with 46-yard return in 41-6 win over Bengals (12/11)...Saw action in both playoff games with three tackles and an assist...**1987:** Originally signed by Oilers as replacement player...Overall, played in nine games with four starts and contributed 28 tackles (18, 10), three special teams hits and an interception...In 40-10 win at Denver (10/4), had interception of Ken Karcher pass with 73-yard return for TD...That marked Oilers' first score on pick-off return in eight years (J.C. Wilson, 34 yds. vs Browns, 11/30/79)...For that performance, was AFC Defensive Player of the Week...Led all players in solos (8), assists (4), and total tackles (12) while also notching only QB sack of season in loss to Patriots (10/18)...Got only non-replacement game start at New Orleans (12/13) in place of injured Al Smith (toe) and had six tackles and a forced fumble...Played in both playoff games and had one tackle...**1986:** Played briefly for British Columbia Lions of Canadian Football League.

COLLEGE: Had standout career at Lamar University...Career statistics included (did not play as freshman) 302 solos and 198 assists for school record 500 total tackles, plus 12 forced fumbles, nine fumble recoveries, six interceptions, four QB sacks, and 15 passes defended...As a **senior** in 1985, earned Division I-AA Second Team All-America and First Team All-Southland Conference...Notched 163 total hits (102, 61) while also leading team with six forced fumbles...Top game that year came with 21 tackles against Arkansas State...**Junior** totals showed 167 tackles (97, 70) and three interceptions that garnered Second Team All-America and First Team All-Conference honors...High tackle contest in '84 came with 23 against Louisiana Tech...Exploded onto scene for Cardinals as **sophomore** with honors including First Team All-America, Southland Conference Defensive Player of the Year, and First Team All-Conference...Stats included school record 170 tackles (103,67) plus five forced fumbles (led team), five fumble recoveries, and three interceptions...Was named conference Player of the Week a record five times that season...Had top game of career in '83 with 28 tackles against McNeese State...Also was three-year member of Cardinal track team, placing all three season in conference meet in both shot put and discus (Lamar won title all three years)...Majored in industrial technology.

PERSONAL: Resides year-round in Houston...Has three daughters, Chasity (3/29/84), Delandra (10/9/89), and Sydney (1/18/90)...Was voted into Lamar University's "Cardinal Hall of Honor" this past February...Recently became active in sponsoring programs for the homeless...Has given numerous anti-drug and "stay in school" speeches to area grade schools...Is a collector and broker of antique cars...Also is part-owner of brother-in-law's automobile repair shop...Hobbies include playing basketball and listening to music...Lists favorite movie as "Ghost," favorite TV show as "Family Matters," and favorite book as "Old Yeller"...Enjoys listening to Keith Sweat...Attended Jasper (Tex.) High School, lettering in football, track, and basketball...As a senior, was the state 4 A champion in the shot put...Full name is Eugene Seale, Jr., born June 3, 1964 in Jasper, Texas.

NFL STATISTICS

YEAR	TEAM	G-S	TACK.	ASST.	TOTAL.	FUM.			QB
						FOR.	INT.	YDS.	SACK
1987	Houston	9-4	21	10	31	1	1	73t	1
1988	Houston	16-0	33	5	38	2	1	46	1
1989	Houston	15-1	23	8	31	0	0	0	0
1990	Houston	15-0	12	7	19	0	0	0	0
1991	Houston	15-0	20	4	24	0	0	0	0
5-YEAR TOTALS		70-5	109	34	143	3	2	119	2
PLAYOFFS		8-0	7	1	8	0	0	0	0

ADDITIONAL STATS

Passes Defensed: 2 in 1987, 1 in 1988 for total of 3

Touchdowns: 73 yd int. ret. vs. Denver 10/4/87, recovered bl. punt in end zone vs. Bengals 11/13/89

Blocked Punts: vs. Philadelphia 10/2/88, vs. Pittsburgh 10/16/88

REGGIE SLACK

Quarterback



10

Height 6-2
Weight 221
Born 5/2/68
College Auburn
How Acq. D12, 1990
NFL 2nd Year





1991: For second time in two-year NFL career, did not see any game action for the Oilers...In pre-season action, completed six of 11 passes for 74 yards with one interception...Was waived August 26, then signed to practice squad three days later...Was activated from practice squad onto 47-man roster (10/4) prior to season's fifth game...For games #5-15, was technically on two-man inactive list, but was dressed out as third "emergency" quarterback...For final regular season game against Giants (12/21) plus wild card playoff versus Jets (12/29), was part of 45-man "game" roster, but did not play...Gained experience this past spring as quarterback for World League's New York/New Jersey Knights who, like the Oilers, utilized "Run 'N Shoot" offense...Started nine of Knights' ten games and completed 140 of 215 passes (WL-record 65.1%) for 1828 yards, 12 TDs, and seven interceptions...Also rushed 35 times for 269 yards and team-best five TDs...Ranked second in WL with 96.5 QB rating...Set league record with 16 consecutive completions...Top game came versus Barcelona with 25 completions in 33 throws for 333 yards and pair of TDs...Underwent MRI for knee injury (ruptured posterior cruciate ligament) suffered in season finale but was expected to be ready for '92 training camp.

PRO: Has strong arm, quick release, and outstanding speed...**1990:** As a rookie, did not play in any games...Was waived (8/27) prior to regular season opener...In pre-season, completed four of 11 passes for 21 yards with one interception...Had returned to school at Auburn when re-signed by Oilers to practice squad (10/17)...Following thumb injury to Warren Moon, was activated onto 47-man roster (12/28)...Backed up Cody Carlson in Oilers' playoff-clinching win over Pittsburgh (12/30) and in post-season loss at Cincinnati (1/6/91)...Drafted by Oilers in 12th round (321st overall) in 1990.

COLLEGE: Four-year statistics at Auburn showed 346 completions in 585 attempts (59.1%) for 4697 yards, 23 TDs, and 23 intercep-

tions...Finished second on school's career list for completions, attempts, yards (all Pat Sullivan), and percentage (Jeff Burger)...Also finished Tiger tenure with school record for yards per attempt (8.1) and was fourth in yards per game (135.1)...Rushed for five career touchdowns...As a starter, team compiled 21-4 record...As a **senior**, connected on 148 of 252 throws (58.7%) for 1996 yards, 11 scores, and ten pick-offs...Honors included Honorable Mention All-America from AP, Sporting News, and Football News...In season-opening win over Pacific, completed nine of ten tosses for 252 yards and school record-tying four TDs (78, 60, 41, 73 yds.)...Was accurate on 14 of 16 passes for 274 yards in 30-20 win over Alabama...Was MVP in 31-14 Hall of Fame Bowl win over Ohio State, throwing for three touchdowns and rushing for one...**Junior** totals featured career bests in attempts (279), completions (168), yards (2230), and completion percentage (60.2%)...Also had nine TD tosses and 11 pick-offs while rushing for two TDs...Percentage, completions, and yards all ranked second in school history...Was AP Honorable Mention All-America and First Team All Southeastern Conference...In 56-7 rout of Kansas, completed 12 of 16 throws for 290 yards and four TDs (57, 35, 4, 85 yds.)...Had season-best 272 yards passing (14 of 23) in win over Southern Mississippi... Was SEC Offensive Player of the Week in 20-10 besting of Georgia after completing 20 of 34 throws for 263 yards and pair of scores...In Sugar Bowl versus Florida State, hit on 19 of 33 for 162 yards and a score...During **sophomore** campaign, made good on 17 of 29 passes (58.6%) for 280 yards, three TDs, and one interception...Primarily was reserve for Jeff Burger...In first career start in 38-7 victory over Mississippi State, was 11 of 17 for 185 yards and two TDs...Saw action in six games as a **freshman**, connecting on 13 of 25 passes (52.0%) for 191 yards...Majored in distributive education.

PERSONAL: Single, lives in Milton, Florida during off-season...Hobbies include playing basketball and any outdoor activity...Lists favorite TV show as "The Cosby Show," and favorite recording artist as Luther Vandross...Attended Milton (Fla.) High School, lettering in football, baseball, basketball, and track...Was three-year starter at DB, HB, and QB and earned All-State honors as a senior...Full name is Reginald Bernard Slack, born May 2, 1968 in Milton, Florida.

AL SMITH		
Linebacker	54	
	Height 6-1 Weight 251 Born 11/26/64 College Utah State How Acq. D6a, 1987 NFL 6th Year	

1991: Enjoyed finest season of career, finally getting deserved post-season recognition...Earned starting middle linebacker spot for AFC in Pro Bowl with other honors that included First Team All-Pro accolades from PFWA and Pro Football Weekly; Second Team All-NFL by College and Pro Football Newsweekly; and First Team All-AFC from UPI, Pro Football Weekly, and Football News...Was the Oilers' leading tackler with personal-best 143 (99, 44) while also adding three special teams tackles (2, 1)...Also chalked up first NFL interception and touchdown, a sack, a fumble recovery, two forced fumbles, and six passes defended...Marked third time in career with 100+ tackles and third time as team leader in that category...In individual games, led or tied for team lead in total tackles in amazing 13 of 16 contests, and was club leader in solo tackles ten times...In 47-17 opening-day win

over Raiders (9/1), got first career interception off Vince Evans pass...Led team in tackles in each of season's first four games including 11 in Monday night win over Chiefs (9/16) and 13 (plus a sack) in loss at New England (9/22)...Notched 12 tackles as Oilers limited Browns to 52 yards rushing on 23 tries in 28-24 Houston win (11/17)...Paced team with ten hits versus Pittsburgh (11/24) and 12 in following game with Philadelphia (12/2)...In 31-6 division-clinching victory over Steelers (12/8), forced a fumble (recovered by S Bo Orlando) and also returned a recovered fumble (forced by LB Lamar Lathon) 70 yards for first NFL TD...Racked up 11 and 13 tackles respectively in regular season's final two games versus Browns (12/15) and Giants (12/21)...Started both playoff games and finished second on club with 15 total tackles (12, 3)...In 17-10 wild card win over Jets (12/29), teamed with Orlando for key fourth-and-inches goal-line stop of Freeman McNeil...Had off-season arthroscopy on right knee to repair lateral meniscus tear (2/11/92).

PRO: Is now established as one of top middle linebackers in NFL...Solid player with uncanny knack for being around ball...Has finished among team's top three tacklers in all five pro seasons...Entering 1992, consecutive starts streak stands at 16...**1990:** Started at MLB in 15 of 16 games (missed 1 due to thumb injury)...In team's shift from 3-4 to 4-3 defense, anticipated battle with John Grimsley for starting MLB spot never materialized due to Grimsley's holdout...Led team in total tackles with 101 (75, 26) plus three ST tackles to go with career-best three forced fumbles...In individual games, was Oilers' total tackle leader in team-best seven games and solo leader in team-best six...Had outstanding game with 13 stops in 24-21 loss to San Francisco (10/7)...In following week's 48-17 besting of Bengals (10/14), racked up 14 tackles (tied career-high), forced a fumble, and got first NFL sack (on Boomer Esiason)...Again had double-digit tackle efforts with 12 in 17-12 loss to Jets (10/28) and with 11 in 13-10 OT loss at Seattle (12/2)...In 27-10 victory at K.C. (12/16), suffered open dislocation of thumb and was replaced by Grimsley (Lamar Lathon moved to LLB)...Underwent thumb surgery that night upon return to Houston...Despite injury, still started following game as Oilers lost 40-20 at Cincinnati (12/23)...Was on two-man inactive list for playoff-clincher against Pittsburgh (12/30) and saw limited action as reserve in post-season loss at Cincinnati (1/4/91)...**1989:** After missing season-opener at Minnesota (9/10) due to toe injury, started remaining 15 games at RILB...Finished with 72 tackles (47, 25) while adding four ST solos...Also notched two forced fumbles and a fumble recovery...Forced a fumble and recovered one in 34-27 win at San Diego (9/17)...Had six tackles in a game on seven occasions...Top tackle effort of regular season came with seven in 20-17 victory over Buccaneers (12/10)...Credited with eight stops plus an ST hit in playoff loss to Pittsburgh (12/31)...**1988:** Started all 16 games and was second on team with 96 tackles (57, 39) plus two ST tackles and three passes defended...In loss to Jets (9/18), tied with Richard Johnson for team lead with nine stops, then had ten against Eagles (10/2)...In 25-17 win at Dallas (11/24), made key play with Oilers ahead 22-17 and 4:22 left in game, forcing and recovering Cornell Burbage's KO return on Cowboys' 15-yard line (led to Houston FG)...Despite loss at Cleveland (12/18), had season-best 13 total tackles which was second highest by an Oiler in '88 (Robert Lyles had 15 in same game)...Started both post-season contests and ranked fourth on team with nine tackles (6, 3)...**1987:** As a rookie, won starting job in training camp and played in all 12 non-strike games with 11 starts...Led team in tackles with 100 (44, club-high 56 assists)...Had seven double-digit tackle efforts...Had 11 stops including season-high eight solos in loss at Buffalo (9/20)...Notched 13 tackles against Cleveland (11/22) and season-best 14 versus Colts (11/29) and Steelers (12/20)...Did not start New Orleans game (12/6) due to toe injury...Started both playoff games and was fifth on club with eight tackles (5, 3)...Drafted by Oilers with first of two sixth round selections (147th overall) in 1987.

COLLEGE: Had three-year career at Utah State and was dominant linebacker in Pacific Coast Athletic Association for final two seasons...Began college career at Cal-Poly Pomona under Roman Gabriel before that school dropped football...Sat out 1983 season as redshirt after transferring to Utah State...Career statistics included 141 solos and 201 assists for 342 total tackles, five forced fumbles, four fumble recoveries, three interceptions, 22 tackles for losses, four QB sacks and seven passes broken up...Enjoyed outstanding **senior** season, breaking own school record for tackles with conference-leading 166 (69, 97) including nine for losses plus three interceptions...Was named PCAA Defensive Player of the Year as well as earning First Team All-Conference honors...Was also selected to several All-America teams...Was Defensive Player of the Week against Kansas with 18 tackles and two interceptions...As a **junior**, eclipsed school tackle record previously held by brother Aaron, finishing with 138 (57, 81) and a career-best 11 for losses...Also had personal highs that season in sacks (2) and forced fumbles (3)...Was chosen First Team All-PCAA...Top 1985 performances included 18 tackles versus Utah, and 17 against Brigham Young and Cal State-Long Beach...Was a reserve in first Aggie season as a **sophomore**, finishing with 23 tackles in 122 plays...In 1982 **freshman** campaign at Cal-Poly Pomona, played both ways as a linebacker and fullback, ending up with 15 tackles plus 34 yards rushing (15 att.) and three receptions for 15 yards (4 kickoff returns for 40 yds.)...Holds B.A. in sociology.

PERSONAL: Single, now lives year-round in Sugar Land, Texas...Again spent off-season doing work for American Diabetes Association, "Just Say No to Drugs" and Drug Enforcement Agency...Hobbies include racquetball, bowling, and basketball...Lists favorite movie as "Aliens," favorite TV shows as "The Cosby Show" and "L.A. Law," and favorite recording artist as Luther Vandross...Enjoys reading The Bible...Brother Aaron played for Denver Broncos in 1984-85...Attended St. Bernard High School in Los Angeles, lettering in football and track...Was team's co-MVP in senior season as running back and linebacker...Full name is Al Fredrick Smith, born November 26, 1964 in Los Angeles, California.

NFL STATISTICS

YEAR	TEAM	G-S	TACK.	ASST.	TOTAL.	FUM.		QB	INT.	YDS.
						REC.	FOR.	SACK		
1987	Houston	12-11	44	56	100	0	0	0	0	0
1988	Houston	16-16	59	39	98	1	1	0	0	0
1989	Houston	15-15	51	25	76	1	2	0	0	0
1990	Houston	15-15	78	26	104	1	3	1	0	0
1991	Houston	16-16	101	45	146	1	2	1	1	16
5-YEAR TOTALS		74-73	333	191	524	4	8	2	1	16
PLAYOFFS		8-7	28	13	41	0	1	0	0	0

ADDITIONAL STATS

Passes Defensed: 3 in 1987, 3 in 1988, 1 in 1989, 3 in 1990, 6 in 1991 for total of 16

Touchdown: 70 yd. fum. rec. vs. Pittsburgh 12/8/91

DOUG SMITH

Def. Tackle

99



Height 6-6
Weight 309
Born 6/13/60
College Auburn
How Acq..... D2a, 1984
NFL 8th Year

1991: Had perhaps best season of NFL career...Started 15 games at right defensive tackle and finished tenth on team with personal-best 52 tackles (33, 19)...Ranked second on club (behind Ray Childress) in tackles behind the line of scrimmage with 15 (11, 4)...Also added a fumble recovery, a forced fumble, a half sack, and was second among linemen in passes defensed with two...Was a major factor in Oilers' success against the run (96.3 yds. per game, 6th in NFL) as Houston held opponents under 100 yards rushing in nine of 16 games...In 17-7 Monday night win over Chiefs (9/16), tied career best with seven tackles (also vs. Falcons 10/25/87)...Suffered third quarter knee/ankle injury (replaced by Jeff Alm) in 42-14 whipping of Broncos (10/6), but returned to limited action in following week's 23-20 road win against Jets...Helped defense hold Bengals to season-lows in rushing yards (37) and total yards (183) in 35-3 Houston triumph (10/27)...Missed only game of regular season (thigh, replaced by Alm) in 16-13 OT loss at Washington (11/3)...Racked up seven tackles (5, 2) despite Oilers' 13-6 Monday night loss to Eagles (12/2)...Started in playoff win over Jets (12/29), but suffered two cracked ribs in second quarter and did not return...Was placed on injured reserve (1/2/92, LB Rick Graf was activated) and thus did not play in post-season loss at Denver (1/4/92).

PRO: Massive, strong player, spent one season with Birmingham of USFL before joining Oilers...Is one of Oilers' most effective defenders against the run...**1990:** Saw action in 14 games with 13 starts at RDT with statistics that included 32 tackles (18, 14) and two sacks...Had four tackles, a sack, and a pass defensed in 20-9 loss at Pittsburgh (9/16), then in following game versus Colts (9/23), notched four tackles, a fumble recovery, and a sack which knocked Indy QB Jack Trudeau out of the game...Went over 200 career tackles in loss to 49ers (10/7), then got 50th career start in win over Bengals (10/14)...Due to continuing back problems, was on two-man inactive list for successive games against Buffalo (11/26) and Seattle (12/2)...Underwent myelogram (11/28) to determine origin of back problems...Had season-best five solos in 40-20 road loss to Bengals (12/23)...Started in playoff loss at Cincinnati (1/6/91)...**1989:** Appeared in 15 games with 13 starts at nose tackle and had 23 tackles (17, 6) to go with one sack...Missed season opener while still recovering from arthroscopic knee surgery performed after training camp injury...Played sparingly in week #2 win at San Diego (9/17), then reclaimed starting job in following game against Buffalo...Had only sack of season on Bernie Kosar in loss at Cleveland (10/29)...Did not start in 20-17 edging of Tampa Bay due to foot injury (12/10)...Credited with top tackle effort of season with eight in playoff loss to Pittsburgh (12/31)...Was Oilers' recipient of annual Ed Block Memorial Courage Award that symbolizes "a player's courage in the pursuit of professional excellence"...Was shot in right leg (2/13/90) in hometown of Bayboro, North Carolina and spent off-season rehabilitating from that injury...**1988:** Played in 12 games with ten starts at NT, finishing campaign with 35 tackles (22, 13) plus three QB sacks, three pass break-ups, two forced fumbles, one fumble recovery, and an interception...In Houston's 38-35 edging of Raiders (9/11), had key re-

covery of Steve Beuerlein fumble (Johnny Meads forced) at L.A. one-yard line...Had first multi-sack (2) game of NFL career plus a fumble recovery in loss at Cincinnati (10/23)...In Oilers' 41-17 beating of Redskins (10/30), notched first career interception on Doug Williams pass (20-yd. return)...Was suspended for 30 days by Commissioner (11/9) with Richard Byrd taking over starting NT spot...Returned from suspension to play, but not start, in final two regular season contests...Saw action in both playoff games...**1987:** Was the only Oiler to play in all 15 regular season games (13 starts), finishing ninth on team with 47 tackles (28, 19) and personal NFL-best 3 1/2 QB sacks...Had only career start at left end in win at Cleveland (10/11) as Charles Martin got start at nose tackle...Had personal best eight tackles in 37-33 win over Atlanta (10/25)...Reinjured quad/hamstring versus 49ers (11/8) and did not start next two games...Incurred only NFL ejection against Pittsburgh (12/20) for altercation with Walter Abercrombie...Started both post-season matches and had three solos...**1986:** Earned starting nose tackle job in training camp and played in 13 games with seven starts...Finished with 51 tackles (22, 29) plus a pair of QB sacks...Received severe scare in game with Kansas City (9/21), suffering cervical sprain that caused momentary paralysis...Against Cincinnati (11/9), blocked Jim Breech field goal attempt, but later reinjured training camp hamstring injury...Sat out two of next three games before returning in substitute role in weeks #14 and 15, then was placed on injured reserve (12/15) prior to last game...**1985:** Had busy season, playing in both USFL and NFL...Started 17 of 18 games for Birmingham Stallions in USFL's spring season and ended up with 49 tackles (36, 13), four passes defensed, and five QB sacks...Also started pair of playoff games for Stallions...Earned All-USFL honors from The Sporting News...Oilers held rights from 1984 draft and eventually signed with Houston (10/10)...Went on to play in 11 games with one start (vs. Kansas City, 11/3)...Finished with 29 total stops (15, 14) and had first NFL sack in that game with Chiefs...Was selected by Oilers with first of two second round picks (29th overall) in 1984.

COLLEGE: Played two seasons at East Carolina before following Head Coach Pat Dye to Auburn (sat out 1981 due to transfer)...Cumulative career statistics included 248 total tackles and seven QB sacks...In **senior** season, led Auburn defensive linemen with 97 tackles...Earned NEA Second Team All-America, AP Third Team All-America, and AP/UPI First Team All-Southeastern Conference...Also received invitations to play in East-West Shrine Game and Senior Bowl...Was Defensive Player of the Game in Senior Bowl with nine tackles and pair of pass deflections...Top games of '83 included 15 tackles against Texas and 13 versus Alabama...Contributed 73 tackles as a **junior**...In two seasons at East Carolina, finished with 78 total tackles and two sacks...Majored in adult education.

PERSONAL: Married to Becky, couple resides year-round in Houston with sons Doug Jr. (12/13/85) and Harrison (11/4/87), and daughter Sierra (3/21/90)...Wife played professional basketball in Italy...Is actively involved in working with area YMCA's and Boy Scouts...Hobby is fishing...Lists favorite movie as "Platoon," favorite TV show as "The Cosby Show," and favorite book as "Rich Man/Poor Man"...Enjoys listening to Al Green...Is one of 14 children...Attended Pamlico County High School in Bayboro, North Carolina, lettering in football, baseball, basketball, and track...Full name is Arthur Douglas Smith, born June 13, 1960 in Bayboro, North Carolina.

NFL STATISTICS

YEAR	TEAM	G-S	TACK.	ASST.	TOTAL.	FUM. REC.	FUM. FOR.	QB SACK
1985	Houston	11-1	15	14	29	0	0	1
1986	Houston	13-7	22	29	51	0	1	2
1987	Houston	15-13	28	19	47	0	1	3.5
1988	Houston	12-10	22	13	35	1	2	3
1989	Houston	15-13	17	6	23	0	0	1
1990	Houston	14-13	18	14	32	1	1	2
1991	Houston	15-15	33	19	52	1	1	.5
7-YEAR TOTALS		95-72	155	114	269	3	6	13
PLAYOFFS		7-5	11	6	17	0	0	0

ADDITIONAL STATS

Blocked FG: vs. Cincinnati 11/9/86

Passes Defensed: 3 in 1986, 2 in 1987, 3 in 1988, 1 in 1989, 3 in 1990, 3 in 1991 for total of 15

Interception: vs. Washington 10/30/88

DEAN STEINKÜHLER

Tackle

70

Height6-3
Weight287
Born1/27/61
CollegeNebraska
How Acq.D1, 1984
NFL9th Year



1991: In first full season as non-starter, played in all 16 games for Oilers as back-up tackle and on kick placement teams...Did have one start...In second quarter of 16-13 OT loss at Washington, replaced David Williams at RT as Williams moved to LT for injured Don Maggs (elbow)...Got first start in 20 games (at RT) in place of injured Maggs (Williams again moved to LT) in 26-14 loss at Pittsburgh (11/24)...Appeared in both playoff games exclusively on field goal and PAT teams...Had post-season arthroscopies on left knee to repair plica and left shoulder to repair impingement (both 1/14/92).

PRO: Along with Warren Moon, has served as Oilers' offensive co-captain for last four seasons...Very tough player who provides valuable on-field leadership...**1990:** Despite injury-plagued season, still managed to play in 15 games with seven starts at right tackle...Was hampered all season by elbow injury that required off-season reconstructive surgery...Due to elbow, had 38-game starting streak snapped in 24-21 loss to 49ers (10/7) as David Williams played RT...Final start of season came in 17-12 loss to Jets (10/28)...Primarily played only on field goal unit for remainder of season and playoffs due to elbow injury which greatly limited mobility...**1989:** Started all 16 games for third time in six-year career...Was one of four Oiler offensive linemen to start every game (also Bruce Davis, Bruce Matthews, Mike Munchak)...Was key member of line that did not allow a QB sack in six games, the most sackless games by Oilers since 1978...In loss to Cleveland (12/23), helped offense rack up 483 total yards, the club's most in six years (vs. Packers 9/4/83)...Started at usual RT spot in playoff loss to Steelers (12/31)...**1988:** Was starter in all 16 regular season games...Was named Oilers' offensive co-captain...Houston permitted just 24 QB sacks which tied for fourth fewest in NFL and was fewest allowed by Oilers since giving up 17 in 1978...Prior to playoff loss at Buffalo (1/1/89), unit had only allowed seven sacks in previ-

ous nine games...Helped Oilers decrease sacks allowed by 50% over prior three seasons, from 48 in 1986 (3.0 per game) to 30 in '87 (2.0 per game) to 24 in '88 (1.5 per game)...Helped Houston's running game ranking in NFL improve from 19th in 1986 to 14th in '87 to fourth (tie) in '88...Started both playoff contests...**1987:** Started 11 of 12 non-strike games, missing New Orleans contest (12/6) due to arch injury...Helped offensive line decrease QB sacks allowed by 37.5% over 1986 (48-30)...Started both post-season matches as offensive line permitted just two sacks...**1986:** Was one of four offensive players to start all 16 games despite continued pain from previous knee injury...Was awarded Ed Block Memorial Courage Award for Oilers that recognizes "a player's courage in the pursuit of professional excellence"...Helped offensive line decrease QB sacks by 17.2% over 1985...Start at right tackle in season-opening win at Green Bay (9/7) marked first time since November 4, 1984 that Houston's three drafted first round offensive linemen (Bruce Matthews, Mike Munchak) had played in same game...Underwent arthroscope following the season...**1985:** Did not see action in any games due to continuing rehabilitation of right knee injury...Was on active roster for first five games of season before being placed on injured reserve, then activated before season finale...Due to being on active roster for minimum of three games, '85 season does count towards "NFL Experience" category despite not playing in any games...**1984:** As a rookie, was shifted from guard to right tackle...Started first ten games of season at that position before suffering ligament and cartilage damage to right knee versus Pittsburgh (11/4)...Underwent surgery and was placed on injured reserve for remainder of campaign...Despite limited number of games played, was still selected by Pro Football Weekly to NFL's All-Rookie team...Was the third of three consecutive first round picks invested by Oilers in offensive linemen (Mike Munchak in '82, Bruce Matthews in '83)...Drafted by Houston in the first round (2nd overall, behind Nebraska teammate Irving Fryar) in 1984.

COLLEGE: Was a three-year starter during outstanding career at Nebraska...Played for freshman team in 1979, was redshirted in '80, started at left guard in '81, and at right guard in '82 and '83...Was selected First Team All-America as a **senior** by UPI, NEA, Walter Camp, Sporting News, Football Coaches, Football Writers, and College and Pro Football Newsweekly...In '83, also won the Outland and Lombardi trophies, symbolic of the best lineman in college football...Was also unanimous First Team All-Big Eight selection as well as being selected to play in Hula Bowl and Japan Bowl...Was co-captain in '83, one of most memorable plays came in Orange Bowl versus Miami on now infamous "fumblerooski"...Picked up purposely fumbled ball and ran it 19 yards for a touchdown...Considered the best offensive lineman to play at Nebraska during era of current Head Coach Tom Osborne...Turned in the fastest 40-yard dash time ever for a Cornhusker lineman (under 4.7)...Majored in criminal justice.

PERSONAL: Married to Sue Ann (6/14/81), couple spends offseason in Palmyra, Nebraska with daughter Betsy (3/29/84), and sons Tyler (9/11/85) and Baker (7/12/89)...Charity involvement includes work with Ronald McDonald House, Special Olympics, and Cerebral Palsy...Is major stockholder in wood fabrication company called Central Plains Millwork...Hobbies include hunting and fishing...Lists favorite movie as "Dances with Wolves," favorite TV show as "Cheers," and favorite recording artist as Clint Black...Attended Sterling (Neb.) High School, lettering in football, basketball, and track...Saw action at five different positions for school's eight-man team and was selected as top defensive player in state in 1978 by Lincoln Journal Star...Full name is Dean Elmer Steinkuhler, born January 27, 1961 in Syracuse, Nebraska.

NFL STATISTICS

GAMES/STARTS: 1984: 10/10, 1985: 0/0, 1986: 16/16, 1987: 11/11, 1988: 16/16, 1989: 16/16, 1990: 15/7, 1991: 16/1. **8-YEAR TOTALS: 100/77 (P-8/5)**

SPENCER TILLMAN

Running Back

32

Height 5-11
Weight 206
Born 4/21/64
College Oklahoma
How Acq. FA-B, 1992
NFL 6th Year



1991: Signed by the Oilers this past April 1 as a "Plan B" free agent left unprotected by San Francisco...For the 49ers, served as special teams captain and back-up running back...Appeared in all 16 games and rushed 13 times for 40 yards while also ranking second on club in kickoff returns with nine for 132 yards...Had two receptions for three yards...Finished fourth on team in special teams tackles with 12 (8, 4)...In 27-10 win over Rams (9/22), rushed for season-best 17 yards on four carries...Notched season-high four special teams tackles in 24-22 edging of Seattle (12/8)...Ran six times for 14 yards, caught a pass, and had a tackle in 52-14 trouncing of Bears (12/23).

PRO: Quick runner who is also outstanding special teams performer...Played for the Oilers from 1987-88 before signing with the 49ers as a "Plan B" free agent...Played for San Francisco from 1989-91...**1990:** Saw action in all 16 games as reserve RB and special teamer...Did not carry the ball but returned six kickoffs for 111 yards and added five special teams tackles...Long KOR of season was 30-yarder versus Giants (12/3)...Played in both playoff games and totaled two ST tackles plus one KOR for 11 yards...**1989:** Joined San Francisco as "Plan B" free agent after being left unprotected by Oilers...Played in 15 games and had nine special teams tackles while also returning ten kickoffs for 206 yards...Blocked a punt in 13-12 loss to Rams (10/1)...Missed Atlanta game (11/12) due to ankle sprain...Had career-best 60-yard kickoff return that set up TD in 34-24 victory over Giants (11/27)...In 30-27 triumph over Rams (12/11), had season-best three ST tackles...Got playing time in all three post-season games and returned three KO's for 42 yards...Blocked a punt in 41-13 divisional playoff win over Minnesota (1/6/90)...**1988:** Appeared in all 16 games for Oilers but rushed just three times for five yards while also contributing nine solos on special teams and one kickoff return for 13 yards...Saw action in both playoff games but did not record any statistics...**1987:** As a rookie, played in five games with one start...Rushed 12 times for 29 yards and one TD while also contributing three ST solos...In 37-33 win over Atlanta (10/25), had career-best 22 yards on four attempts (including personal-high 13-yard run)...In 31-29 triumph at Cincinnati (11/1), scored only NFL touchdown on one-yard run as Houston battled back from 15 points down in fourth quarter...Got only league start in place of injured Mike Rozier (foot) at San Francisco (11/8)...Did not play in either of Houston's two playoff games...Drafted by Oilers in fifth round (133rd overall) in 1987.

COLLEGE: Played both fullback and halfback during four-year career at Oklahoma finishing eighth on Sooners' all-time rushing list with 2257 yards on 434 carries (5.2 avg.) and 21 touchdowns...As se-

nior captain, was Honorable Mention All-Big Eight with 519 yards on 80 attempts (6.5 avg.) and two TDs to earn invitations to Hula Bowl and Japan Bowl...Gained 109 yards on only seven carries (TDs of 77, 21 yds.) in 42-8 Orange Bowl triumph over Arkansas...Was slowed by injuries as a **junior**, still finishing with 5.1-yard average (47/242 yds.) and five scores...In **sophomore** campaign, missed first four games with hamstring injury and ended season with 449 yards on 119 carries and four TDs...Gained 105 yards versus Texas in first game back following injury and also racked up 102 yards against Oklahoma State in season finale...Made instant impact on OU program as **freshman**, becoming only player in school history to run for over 1000 yards in first season...Overall, gained 1047 yards on 188 carries (5.6 avg.) and ten touchdowns...Had five 100-yard games and was named Big Eight Newcomer of the Year...Holds B.S. in radio/TV communications.

PERSONAL: Married to Rita, couple resides in Houston year-round with daughter Alisa (5/21/87)...Spends off-season working for Houston's KPRC-TV (NBC affiliate) as sports reporter and weekend anchor...While in college, hosted radio sports talk show in Oklahoma City...Has produced motivational tapes and books, and has also hosted five telethons including functions for March of Dimes, Muscular Dystrophy, and Arthritis Foundation...Made national headlines on way to game in 1987 when driver of taxi cab had apparent heart attack while traveling at 70 MPH-riding as passenger, managed to take control of steering wheel, stop vehicle, and administer CPR (learned while working in nursing home in junior high) to regain driver's pulse...Hobby is reading...Lists favorite movie as "Crockidile Dundee," favorite TV show as "The Cosby Show," and favorite book as The Bible...Enjoys listening to Phil Driscoll and Bryan Duncan...Attended Edison High School in Tulsa, lettering in football, track, and wrestling...Full name is Spencer Allen Tillman, born April 21, 1964 in Tulsa, Oklahoma.

NFL STATISTICS

YEARTEAM	G-S	RUSHING					KICKOFF RETURNS			
		ATT.	YDS.	AVG.	LG	TD	NO.	YDS.	AVG.	LG
1987 Houston	5-1	12	29	2.4	13	1	1	0	0	0
1988 Houston	16-0	3	5	1.7	2	0	1	13	13.0	13
1989 San Francisco	15-0	0	0	0	0	0	10	206	20.6	60
1990 San Francisco	16-0	0	0	0	0	0	6	111	18.5	30
1991 San Francisco	16-0	13	40	3.1	8	0	9	132	14.7	27
5-YEAR TOTALS	68-1	28	74	2.6	13	1	27	462	17.1	60
PLAYOFFS	7-0	0	0	0	0	0	6	84	14.0	16

ADDITIONAL STATS

Tackles: 3-0-3 in 1987, 9-0-9 in 1988, 8-1-9 in 1989, 5-0-5 in 1990, 10-2-12 in 1991 for total of 35-3-38 (p-2-0-2)

Blocked Punts: vs. L.A. Rams 10/1/89, vs. Minnesota 1/6/90 (playoffs)

Receptions: 2 for 3 yds. in 1991

LORENZO WHITE

Running Back



44

Height.....5-11
 Weight.....222
 Born.....4/12/66
 College.....Michigan St.
 How Acq.....DI, 1988
 NFL.....5th Year



1991: After slow start, finished season with a flourish...Missed all of pre-season plus regular season's first three games due to contract holdout (signed 9/5)...Following signing, was placed on Commissioner's Roster Exemption before being placed on active roster (9/15)...For season, rushed 110 times for 465 yards (2nd on team) with four touchdowns while also catching 27 passes (6th) for 211 yards...In individual games, led team in rushing eight times...Ran for 81 yards with a TD in 15 attempts while also tying career-high with six receptions in 26-23 OT edging of Dallas (11/10)...Had season-best 20-yard catch against Pittsburgh (11/24) and season-best 20-yard run versus Cleveland (12/15)...In regular season finale against Giants (12/21), ran for 1991-best 82 yards on just ten totes (8.2 avg.)...Was elevated to starter for both playoff games and led team in rushing with 144 yards on 34 attempts while also contributing nine catches for 66 yards...In 17-10 wild card win over Jets (12/29), ran for 65 yards and caught four balls for 31...Gained 79 yards on 17 tries to go with five snags for 35 in 26-24 divisional loss at Denver (1/4/92).

PRO: Talented runner with size, speed, and strength...Entering 1992, ranked third on Oilers' all-time playoff rushing chart with 189 yards (behind Earl Campbell's 420, Allen Pinkett's 213) and was second in post-season rushing attempts with 57 (behind Campbell's 135)...**1990:** Came from fourth-string on team's depth chart (behind Alonzo Highsmith, Mike Rozier, Allen Pinkett) at beginning of training camp to win job in first year of club's one-back "Run 'N Shoot" offense...Had best pro season, starting all 16 games with team-high (and career-best) 702 yards rushing on 168 carries (4.2 avg.) for eight TDs...Also was fifth on team (1st among backs) in receptions with 39 (previous best was 17) for 368 yards and four scores...That marked most catches by a Houston RB since Butch Woolfolk's 80 in 1985...Paced team with total of 12 TDs (4th AFC, 8th NFL), most scores by an Oiler since Earl Campbell got 12 in '83...Led team in scoring with 72 points, thus marking first time since 1982 (Dave Casper's 36) that a non-kicker has paced team...Finished with 1070 rushing/receiving yards (8th AFC)...In individual games, led team in rushing in ten games and had pair of 100-yard efforts...First career start came in season-opening loss at Atlanta (9/9)...Notched first-ever multi-TD game with first two career scoring receptions in 24-10 win over Colts (9/23)...In Monday night 26-24 victory over Buffalo (11/26), was named AFC Offensive Player of the Week with career-best 125 yards rushing on 18 totes (7.0 avg.) while also catching five passes for personal-high 89 yards (including career-best 29-yarder)...Three of six longest career runs came in that game as did three longest career catches (29, 28, 22 yds.)...In 58-14 rout of Cleveland (12/9), ran for 116 yards on 18 attempts (6.4 avg.) while also rushing for four touchdowns...That was first time in two years any NFL back had four rushing TDs (Seattle's Curt Warner 12/11/88) and was only second time an Oiler had accomplished that feat (Earl Campbell 11/20/78)...Green Bay's Jim Taylor was only other back to ever do it against Cleveland...Had career-high six receptions for 58 yards in 27-10 triumph at K.C. (12/16)...In playoff-clinching 34-14 win over Steelers (12/30), ran for 90 yards on 18 tries with a TD...Started in playoff loss at Cincinnati

(1/6/91)...**1989:** Played in all 16 games and was third on team's rushing chart with 349 yards on 104 carries and a team-best five rushing TDs...Also caught six passes for 37 yards and returned 17 kickoffs for 303 yards (17.8 avg., long 29)...Got first NFL rushing TD and first career catch in OT loss to Buffalo (9/24)...In 39-7 rout of Dolphins (10/1), led team with 97 yards on 17 carries while also registering career-best 33-yard run...Scored winning TD on 12-yard run with 96 seconds left in game in 33-28 victory at Chicago (10/15)...In clutch 23-16 win in snowstorm in Pittsburgh (12/3), ran for Oiler season-high 115 yards (1st 100-yd. game by Oiler in 17 games) on 23 totes and scored winning TD on one-yard run with 21 seconds remaining in game...Ran seven times for 13 yards in playoff loss to Pittsburgh (12/31)...**1988:** As a rookie, saw action in 11 regular season games and finished fourth on team with 115 yards on 31 carries (3.7 avg.) while also returning eight KOs for 196 yards (24.5 avg.) and a TD...With starter Mike Rozier out (ankle) and Allen Pinkett starting, got first NFL action in 38-35 win over Raiders (9/11) and rushed four times for 28 yards including season-best 16-yarder...In loss to Steelers (12/4), returned third quarter Gary Anderson kickoff 90 yards for touchdown...That marked first time an Oiler had returned KO for TD in five years (Steve Brown, 93 yds. vs. Browns 12/11/83)...Played in both playoff games and gained 30 yards on 12 attempts and caught one pass (1 yd.), all in wild card win at Cleveland (12/24)...Scored TD in that game on fourth quarter one-yard run that put Oilers ahead to stay 21-16...In post-season play, also returned six kickoffs for 99 yards...Was selected by Oilers in first round (22nd overall) in 1988.

COLLEGE: Considered one of the best running backs in Big Ten history...Finished four-year Spartan career with 4513 yards rushing on a Big Ten record 991 carries (4.6 avg.) and 41 touchdowns...Yardage total was second best in conference annals behind Ohio State's Archie Griffin and was 13th on all-time NCAA list...Reception totals showed 37 catches for 265 yards...Also added 91 rushes for 374 yards and two TDs in three bowl games...In career, had 22 100-yard games and 15 100-yard halves...As a **senior**, honors included First Team All-America from UPI, Football Coaches Association, Football Writers, Walter Camp Foundation, Football News, and Gannett...Also was First Team All-Big Ten, Big Ten Player of the Year, and was fourth in Heisman Trophy balloting...Earned invitations to Japan Bowl and East-West Shrine Game...As team co-captain in 1987, ran for 1459 yards on 322 attempts (4.5 avg.) and 14 TDs, an average of 132.6 yards per game (6 100-yd. games)...Also finished second on the team with 12 catches for 115 yards...Top senior game came versus Indiana with personal-best 292 yards and two scores on Big Ten single-game record of 56 carries...Ran for 113 yards and pair of touchdowns in Rose Bowl versus USC...Slowed by injuries as a **junior**, was named Second Team All-Conference with team-leading 633 yards on 164 carries and six scores...Best game of '86 came with 192 yards and three TDs on 26 rushes in win over Western Michigan...Enjoyed banner **sophomore** campaign, establishing Big Ten records for rushing yards (1908, 4th in NCAA annals) and attempts (386) to go with 17 TDs...Averaged 4.9 yards per carry and 173.5 per game while leading the nation in rushing (highest total ever for a sophomore)...Earned First Team All-America and First Team All-Big Ten accolades while finishing fourth in Heisman Trophy race...Had four 200-plus yard games in '85 including 286 yards and three scores in win over Indiana (left game with 14:29 left in 3rd qtr.)...Other 200-plus yard games came against Iowa (226), Purdue (244, 2 TDs), and Northwestern (223)...In 1984, set MSU **freshman** rushing record with 513 yards and four TDs, with 412 of those yards coming in last four games...Had Spartan freshman record 170 yards against Northwestern...Majored in communications.

PERSONAL: Single, splits off-season between Houston and Ft. Lauderdale, Florida...Has been active in Big Brothers/Big Sisters and "Say No to Drugs" programs...Hobby is listening to music...Lists fa-

avorite movie as "48 Hours," favorite TV show as "The Cosby Show," and favorite recording artist as Luther Vandross...Attended Dillard High School in Ft. Lauderdale, lettering in football, baseball, and track...Rushed for 3500 yards and 34 touchdowns in H.S. career, and was All-State selection and Florida Prep Player of the Year as a senior...Full name is Lorenzo Maurice White, born April 12, 1966 in Hollywood, Florida.

NFL STATISTICS

YEAR	TEAM	G-S	RUSHING					RECEIVING				
			NO.	YDS.	AVG.	LG	TD	NO.	YDS.	AVG.	LG	TD
1988	Houston	11-0	31	115	3.7	16	0	0	0	0	0	0
1989	Houston	16-0	104	349	3.4	33	5	6	37	6.2	11	0
1990	Houston	16-16	168	702	4.2	22	8	39	368	9.4	29	4
1991	Houston	13-0	110	465	4.2	20	4	27	211	7.8	20	0
4-YR. TOTALS		56-16	413	1631	4.0	33	17	72	616	8.6	29	4
PLAYOFFS		6-3	57	189	3.3	12	1	10	71	7.1	17	0

ADDITIONAL STATS

Kickoff Returns: 8 for 196 yds., 24.5 avg., long 90t in 1988; 17 for 303 yds., 17.8 avg., long 29 in 1989 for total of 25 for 499 yds., 20.0 avg., long 90t

DAVID WILLIAMS

Tackle



73

Height6-5
Weight292
Born6/21/66
CollegeFlorida
How Acq.D1, 1989
NFL4th Year



1991: In first full season as starter, continued rapid development into one of top young tackles in AFC...Started all 16 regular season games including 15 at right tackle and one at left tackle...Member of offensive line that ranked second in NFL in percentage of sacks allowed (3.6) and was second in AFC (T-4th NFL) in total sacks allowed (24)...Also helped team complete second straight season with NFL's top passing offense while also finishing second in league in total offense and among top ten in average gain per rush...Was one of key blockers as Oilers piled up 486 yards (2nd best of season) in 35-3 besting of Bengals (10/27)...In 16-13 OT loss at Washington (11/3), moved to LT following injury to Don Maggs (elbow) with Dean Steinkuhler filling in at RT...In following week's 26-23 OT victory over Dallas, helped offense produce franchise-best 583 yards including four scoring drives of 70+ yards...Played final two plays of winning drive at LT in place of Maggs (elbow) in 28-24 edging of Browns (11/17), then got only start of season on left side in following Sunday's 26-14 loss at Pittsburgh...Started both playoff games at RT.

PRO: Very strong, is exceptional run blocker who continues to improve in pass protection ability...Entering 1992, consecutive starts streak stands at 24...**1990:** Played in 15 games with nine starts...Started season's final eight contests at RT due to elbow injury to Dean Steinkuhler...Early in season, saw some action at TE in short yardage situations...Got first NFL start in place of Steinkuhler in 24-21 loss to 49ers (10/7), then sat out only game of season due to knee injury in 48-17 win over Bengals (10/14)...Was inserted into starting lineup for remainder of season beginning in week #8 loss to Rams

(11/4)...Helped offense generate club-record 58 points in win over Cleveland (12/9) and was key member of offense that racked up 563 yards in victory at K.C. (12/16)...Started at RT in post-season loss at Cincinnati (1/6/91)...**1989:** As a rookie, appeared in 14 games with no starts, seeing action on special teams and at tackle...Got playing time at tackle in season-opening loss at Minnesota (9/10) following injuries to Jay Pennison and Mike Munchak...Was on team's inactive list for successive games against Pittsburgh and Cleveland (10/22, 10/29)...Had most playing time of season at tackle in place of injured Bruce Davis (thigh) in loss at K.C. (11/26)...Was on two-man inactive list for playoff loss to Steelers (12/31)...Drafted by Oilers in first round (23rd overall) in 1989.

COLLEGE: Is one of finest linemen in Florida history...After redshirt season in 1984, won job as a freshman and started 46 straight games...As a **senior**, earned First Team All-Southeastern Conference honors and was also named on several All-America teams...Also played in East-West Shrine Game...UF's line permitted just 13 QB sacks in '88...Was key blocker for Heisman Trophy candidate Emmitt Smith (Cowboys)...Started 12 games at left tackle and was team captain...Gators defeated Illinois in All-American Bowl...In **junior** season, was AP Second Team All-SEC and also Football News Second Team All-America...Saw action in more plays than any other offensive player...Gator running attack averaged 176.7 yards per contest including 348 against Mississippi State that was Florida's highest total in ten years...Gators accounted for 573 yards of total offense in that game, the second highest total in SEC history...UF earned invitation to Hula Bowl, losing to UCLA...**Sophomore** campaign included Football News First Team All-America Sophomore honors...Started every game at left tackle and participated in more plays than any other offensive player...Was recipient of UF's Jimmy Kynes Award to player who best displays mental and physical toughness throughout the season...Was the only Gator **freshman** to start all 11 games in 1985...Showed durability by tying for team lead in plays participated in...Was named Football News Second Team Freshman All-America while helping Gators rank 19th in nation in total offense...Is one semester short of B.A. in recreation.

PERSONAL: Married to Debi (6/17/89), couple lives year-round in The Woodlands, Texas...Has been an active volunteer for Special Olympics and the Houston Food Bank...Hobbies include fishing, hunting, and playing golf...Lists favorite movie as "The Untouchables," favorite TV show as "Coach," and favorite book as "Patton"...Enjoys listening to ZZ Top and Van Halen...Attended Lakeland (Fla.) High School, lettering in football, basketball, and weightlifting...Set state H.S. record with bench press of 415 lbs...Was First Team Parade All-America and was top lineman in Florida...Full name is David Wayne Williams, born June 21, 1966 in Lakeland, Florida.

NFL STATISTICS

GAMES/STARTS: 1989: 14/0, 1990: 15/9, 1991: 16/16. **3-YEAR TOTALS:** 45/25 (P-3/3)

LEE WILLIAMS

DE/DT

97



Height.....6-6
 Weight.....271
 Born.....10/15/62
 College.....Bethune-Cookman
 How Acq....Trade, 1991
 NFL.....9th Year



1991: Acquired from the Chargers on August 22 in exchange for the Oilers' 1992 first round draft choice plus WR Shawn Jefferson...Ended up playing ten games with five starts for Houston, seeing action at both defensive end and defensive tackle...Statistically, contributed 11 solos and six assists for 17 total hits, three QB sacks, and a fumble recovery...With Sean Jones a late signee, started season's first four games at right end...In season-opening 47-17 triumph over Raiders (9/1), started at RE but actually played all four defensive line positions...Got first sack of Oiler career in 30-7 win at Cincinnati (9/8), then registered another in loss at New England (9/22)...In that Patriot contest, suffered broken left forearm on final drive of game and underwent surgery two days later...Placed on injured reserve (9/27) and missed six games before activation (11/16)...That snapped streak of 96 consecutive non-strike starts...Had fumble recovery in 31-6 AFC Central Division-clinching win over Pittsburgh (12/8), then replaced Ray Childress (ribs/back) at LDT in following Sunday's 17-14 trimming of Cleveland (12/15)...Started regular season finale at LDT versus Giants in place of Childress...Started both playoff games, at LDT in 17-10 win over Jets (12/29) and at RDT in place of Doug Smith (ribs) in 26-24 loss at Denver (1/4/92)...Totalled seven tackles and a sack (versus Jets) in post-season play.

PRO: One of top defensive linemen in AFC...Possesses outstanding speed, quickness, agility, and strength...Is two-time Pro Bowler...Played first seven seasons of career for San Diego...Finished Charger tenure second on team's all-time sack list with 66.5 (behind Gary Johnson's 67)...Entering '92 season, ranked sixth among active AFC sackers with 68 1/2...**1990:** Started all 16 games for San Diego at left end and accumulated 63 tackles (54, 9), 8.5 sacks, and five passes defensed...Was voted Chargers' Defensive Lineman of the Year...Had pair of QB drops in victory over Cleveland (9/23)...**1989:** Was a San Diego starter for all 16 games, notching linemen-leading 68 tackles (62, 6), an AFC-best 14 sacks, and five pass break-ups...Was voted AFC starter for Pro Bowl, and also earned Sporting News First Team All-Pro...Additional honors included Second Team All-Pro recognition from AP and College and Pro Football Newsweekly, and First Team All-AFC notice from UPI and Pro Football Weekly...After playing end almost exclusively since 1985, primarily played defensive tackle which made sack total even more impressive...Among league's DTs, only Minnesota's Keith Millard had more sacks (18)...Had six multi-sack games including two against Raiders (9/10), Cardinals (10/1), Giants (10/22), Steelers (11/19), Jets (12/3), and Broncos (12/24)...**1988:** Again started all 16 games and led all linemen with 71 tackles (61, 10) to go with 11 sacks (T-2nd AFC), personal-best ten pass break-ups, and two forced fumbles...Earned first Pro Bowl appearance (starter) while also being named AP Honorable Mention All-Pro and UPI Second Team All-AFC...Had pair of three-sack games against Broncos (10/2) and Rams (11/12)...**1987:** Was Chargers' starter at LE in all 12 non-strike games and ended up with 39 total tackles (31, 8) plus team-best 8.5 QB drops, five pass bat-downs, and two forced fumbles...Was Pro Bowl alternate...**1986:** Started all 16

regular season games...Statistically, had career-best 73 tackles (57, 16) to go with personal-high 15 sacks (3rd best in team history), six passes defended, and a fumble recovery...Finished second in AFC in sacks behind current Oiler teammate Sean Jones' 15.5...Honors included AP Honorable Mention All-Pro and UPI Second Team All-AFC...Produced sacks in 11 of 16 games with season-best 2.5 in game with Dallas (11/16)...Had career-best nine tackles against Philadelphia (10/26)...**1985:** In first full NFL season, started all 16 contests at left end, contributing 50 tackles (41, 9), 8.5 sacks, six pass bat-downs, an interception, two fumble recoveries, and a forced fumble...Had seven sacks in Chargers' first seven games...Registered three sacks against Seattle (10/6), a feat that had not been accomplished by a Charger player in four years...**1984:** Was acquired by Chargers in first round of USFL Supplemental Draft (6/5, 5th player overall), joining team on October 22...Played final eight games for San Diego, primarily in passing situations...Had six tackles (5, 1), one interception, and one sack...Had that sack and returned deflected pass 66 yards for touchdown versus Chicago (12/3)...Prior to joining Chargers, played 14 games for USFL's Los Angeles Express and managed 13 sacks...Express acquired rights from Tampa Bay Bandits (3/2)...Had been Bandits' territorial draft choice...Actually played back-to-back-to-back seasons, playing senior college season, immediately joining USFL, and then playing final half of NFL campaign.

COLLEGE: Was four-year starter at Bethune-Cookman and registered 27 sacks in final two seasons...As a **senior**, was First Team All-Mid-Eastern Athletic Conference selection...Majored in business administration.

PERSONAL: Married to Susie, couple lives in Plantation, Florida with daughter Brittani (5/22/87) and son Erik (8/28/91)...Hobbies include hunting and fishing...Owns a land acquisition and development company in Florida...Also designs and builds custom homes...Lists favorite movie as "Scarface" and favorite TV show as "Columbo"...Has cousin Andre Johnson who played for Dallas Cowboys...Attended Stranahan High School in Ft. Lauderdale, lettering in football, basketball, and track...Full name is Lee Eric Williams, born October 15, 1962 in Ft. Lauderdale, Florida.

NFL STATISTICS

YEAR	TEAM	G-S	TACK.	ASST.	TOTAL.	FUM. REC.	FUM. FOR.	INT.	QB SACK
1984	San Diego	8-0	5	1	6	0	0	1	1
1985	San Diego	16-16	41	9	50	2	1	1	8.5
1986	San Diego	16-16	57	16	73	1	0	0	15
1987	San Diego	12-12	31	8	39	0	2	0	8.5
1988	San Diego	16-16	61	10	71	1	2	0	11
1989	San Diego	16-16	62	6	68	0	1	0	14
1990	San Diego	16-16	54	9	63	0	1	0	8.5
1991	Houston	10-5	11	6	17	1	0	0	3
8-YR. TOTALS		110-97	322	65	387	5	7	2	69.5
PLAYOFFS		2-2	3	4	7	0	0	0	1

ADDITIONAL STATS

Passes Defended: 6 in 1985, 6 in 1986, 5 in 1987, 10 in 1988, 5 in 1989, 5 in 1990 for total of 37

Touchdown: 66-yd. interception return vs. Chicago 12/3/84

1992 DRAFT CHOICES

RD.	NO.	PLAYER	POS.	HT.	WT.	BIRTH-DATE	COLLEGE
2	50	Eddie Robinson	LB	6-1	242	4/13/70	Alabama St.
3	77	Corey Harris	WR	5-11	195	10/15/69	Vanderbilt
4	108	Mike Mooney	T	6-6	332	5/31/69	Georgia Tech
5a	133	Joe Bowden	LB	5-11	227	2/25/70	Oklahoma
5b	135	Tony Brown	CB	5-9	183	5/15/70	Fresno State
5c	136	Tim Roberts	DT	6-6	309	4/14/69	Southern Miss.
6	162	Mario Bailey	WR	5-9	162	11/30/70	Washington
7	189	Elbert Turner	WR	5-11	165	3/19/68	Illinois
8	220	Bucky Richardson	QB	6-1	221	2/7/69	Texas A&M
9	247	Bernard Dafney	T	6-5	317	11/1/68	Tennessee
10	274	Dion Johnson	WR	5-8	164	4/4/70	East Carolina
11	301	Anthony Davis	LB	6-0	231	3/7/69	Utah
12	332	Joe Wood	PK	6-1	202	12/29/68	Air Force

MARIO BAILEY

Wide Receiver

82

Height.....5-9
 Weight.....162
 Born.....11/30/70
 College.....Washington
 Draft.....6, 162rd



COLLEGE: Very impressive after-the-catch receiver with outstanding quickness...Four-year Huskie statistics included 131 receptions for 2093 yards (16.0 avg.) and 26 touchdowns...Also caught ten passes for 213 yards and four scores in bowl games...Is UW's all-time leader in receiving yards having surpassed Scott Phillips' 1866...Ranks second on school's career catch chart behind Paul Skansi's 138...26 TDs shattered previous Washington career mark of 16 by Spider Gaines...101 of 131 career catches (77%) gave Huskies a first down...**Senior** numbers showed personal-bests in catches (62, school record), yards (1037), and touchdowns (17, school record) as team won national championship...Fell two yards short of Andre Riley's single season UW mark for receiving yards (1039 in 1989)...Finished sixth in nation in scoring with 102 points...Was consensus First Team All-America (including AP and JPI) and earned Second Team honors from The Sporting News and Football News...Also was First Team All-PAC 10 and was that conference's Co-Offensive Player of the Year (with California QB Mike Pawlawski)...Played in East-West Shrine Game and Hula Bowl...Caught seven balls for 157 yards and a TD in 56-3 beating of Kansas State...In 48-0 whitewashing of Toledo, snagged six receptions for 170 yards with three TDs (4, 28, 70 yds.)...Had pair of TD grabs in wins over Oregon (7/108 yds.) and Washington State, and also had three scoring catches (5, 27, 18 yds.) in 58-6 rout of Oregon State...In 34-14 Rose Bowl victory over Michigan, gained 126 yards on six receptions with a TD...In **junior** campaign, started every game and accumulated team-high 40 catches for 667 yards (16.7 avg.) and six touchdowns to earn Honorable Mention All-PAC 10 honors...First career 100-yard game came with 141 on eight catches against Colorado...Also racked up 111 yards on seven snags in triumph over Oregon...In 46-34 Rose Bowl win over Iowa, had pair of TD receptions (22, 31 yds.)...Primarily saw action as a third down specialist during **sophomore** season, catching 25 balls for 357 yards (14.3 avg.) and three scores...Was Player of the Game with 80 yards including winning 19-yard TD in 28-27 edging of UCLA...In five **freshman** games, caught four passes for 32 yards...Majored in communications.

PERSONAL: Single, lives in Seattle during off-season...Is prominent anti-drug and stay-in-school speaker at grade schools in Seattle...Hobbies include fishing, bike riding, and listening to music...Lists favorite movie as "New Jack City" and favorite TV show as "A Different World"...Enjoys listening to Bobby Brown...Attended Franklin High School in Seattle, lettering in football and basketball...Played both WR and DB in high school...Full name is Mario Demetrious Bailey, born November 30, 1970 in Oakland, California.

JOE BOWDEN

Linebacker

58

Height5-11
Weight227
Born2/25/70
CollegeOklahoma
Draft5a, 133rd



COLLEGE: Player who continues to improve, has ability to cover and also to effectively stuff the run...Very fast for size, has been timed at 4.7 for 40-yard dash...Three-year Oklahoma statistics included 168 solos and 118 assists for 286 total tackles, two sacks, three interceptions, six passes defensed, three fumble recoveries, and two forced fumbles...**Senior** accolades included AP and Football News First Team All-America, UPI Second Team All-America, First Team All-Big Eight, and Big Eight Defensive Player of the Year...Was selected to play in Senior Bowl...Led the team with career-best 127 tackles (75, 52) and also had two interceptions (both returned for TDs) and two sacks...Notched at least eight tackles in ten of OU's games...Brought back interception for TD against both Utah State and Virginia Tech...Racked up 18 tackles against both Iowa State and Texas...Had 15 stops in victory over Oklahoma State, then was ABC Player of the Game with 17 hits versus Nebraska despite playing with dislocated finger...Was First Team All-Big Eight and Honorable Mention All-America as a **junior** after chipping in with team-best 116 tackles (70, 46)...Had double-digit tackle efforts in seven games...Produced 17 tackles in win over Kansas, then was named Player of the Game with 14 tackles and a forced fumble versus Texas...Contributed 19 stops in game with Iowa State and 13 (with a fumble recovery and interception) against Nebraska...Became a starter midway through **sophomore** season and finished with 43 hits (23, 20) and pair of fumble recoveries...Did not play as a **freshman** due to Proposition 48...Majored in communications.

PERSONAL: Single, lives during off-season in Mesquite, Texas...Donates considerable time to Sickle Cell Anemia Foundation...Hobbies include playing basketball and dominoes...Lists favorite movie as "Beverly Hills Cop" and favorite TV show as "Cheers"...Enjoys listening to Ice Cube...Attended North Mesquite (Tex.) High School, lettering in football...As a senior, was First Team All-State and Parade Magazine All-America selection...Full name is Joseph Tarrod Bowden, born February 25, 1970 in Dallas, Texas.

TONY BROWN

Cornerback

22

Height.....5-9
Weight.....183
Born.....5/15/70
College..... Fresno State
Draft.....5b, 135th



COLLEGE: Very strong for size, established reputation for outstanding coverage ability...Four-year Fresno State statistics included 59 solos and 31 assists for 90 total hits, seven interceptions, and 39 passes defended...As **senior** starting left cornerback, was consensus First Team All-Big West choice...Was selected to play in Senior Bowl and Blue-Gray all-star games...Contributed 28 tackles (20, 8), three pick-offs, and personal-best 21 pass break-ups...Had pair of interceptions in 94-17 rout of New Mexico and returned pass theft 41 yards for touchdown in 38-7 win over Cal-Fullerton...Against Bowling Green in California Bowl, had six tackles and an interception...Enjoyed most productive season as a **junior** RCB with 51 tackles (30, 21), three pass thefts, and 17 passes defended to earn First Team All-Big West honors...Had season-best 13 tackles versus Northern Illinois...Was a reserve cornerback as a **sophomore**, ending up with 11 tackles (9, 2) and one pick-off...First collegiate interception came in game with Cal-Long Beach and also added one in California Bowl versus Ball State...Saw action in three games as a **freshman** but did not record any tackles...Majored in criminal justice.

PERSONAL: Single, lives in Lakeview Terrace, California during off-season...Hobbies include playing basketball and dominoes...Lists favorite movie as "Scarface" and favorite TV show as "The Cosby Show"...Enjoys listening to Ice Cube...Attended John F. Kennedy High School in Granada Hills, California, lettering in football and track...Was All-Los Angeles as receiver and defensive back...Full name is Anthony Lamar Brown, born May 15, 1970 in Bangkok, Thailand.

BERNARD DAFNEY

Tackle

69

Height.....6-5
Weight.....317
Born.....11/1/68
College..... Tennessee
Draft.....9, 247th



COLLEGE: Has tremendous quickness and agility for size...Very good foot speed and pass protection ability...Played defensive line in junior college before being converted at Tennessee to offensive line...Played first two seasons at Southwest Junior College in Los Angeles...As a **senior**, started eight games at left tackle, missing Auburn, Mississippi State, and Alabama contests due to ankle injury suffered against UCLA...Was selected to play in Senior Bowl...Helped Vols average 467.7 yards per game...Had one of best games in UT's 52-24 beating of Memphis State as Vols racked up 603 yards of of-

fense...Helped pave the way for team to run for 335 yards in 36-25 win over Mississippi...Prior to fall drills before **junior** season, shifted from defensive end to offensive tackle...Played both left tackle and right guard for Vols...Made rapid progress at new position and saw significant playing time...In 40-7 victory over Mississippi State, scored 32-yard touchdown on intentionally fumbled center snap...Prime blocking contributor as Volunteers ran for 323 yards in 56-0 shutout of Texas-El Paso...As a **sophomore** JuCo defensive end, registered 65 tackles (42, 23) and 14 sacks...Was named team's MVP and was also First Team All-Conference choice...Notched ten tackles and pair of QB drops against Los Angeles Valley College...Was also All-Conference as a **freshman** with 68 tackles (40, 28) and five sacks...Majored in sports management.

PERSONAL: Has sons Bernard Jr. (2/5/86) and Javon (7/11/88) and resides in Los Angeles...Enjoys working with underprivileged children...Hobby is fishing...Lists favorite movie as "Boyz in the Hood," favorite TV show as "Fresh Prince of Bel-Air," and favorite book as autobiography of Martin Luther King, Jr....Enjoys listening to Anita Baker...Attended Fremont High School in Los Angeles, lettering in football and basketball...Full name is Bernard Eugene Dafney, born November 1, 1968 in Los Angeles, California.

ANTHONY DAVIS

Linebacker



59

Height.....6-0
Weight.....231
Born.....3/7/69
College.....Utah
Draft.....1 f. 301st



COLLEGE: An inside linebacker with uncanny ability to stop the run...Possesses great strength and quickness...Played two seasons at Utah after transferring from Spokane Falls Community College...Two-year Utah statistics included 132 solos and 61 assists for 193 total tackles to go with nine sacks, an interception, two fumble recoveries, and two forced fumbles...Two-year JuCo numbers showed 102 solos and 77 assists for 179 total hits, 23 sacks, five interceptions, five fumble recoveries, and four forced fumbles...**Senior** accolades included consensus First Team All-Western Athletic Conference honors and WAC Defensive Player of the Year...Played in East-West Shrine Game and Japan Bowl...Notched 106 tackles (73, 33) and five sacks...In 22-10 win over Oregon State, racked up 13 tackles and pair of QB drops...Contributed 12 tackles against Air Force, 11 versus Oregon, and career-best 18 in game with Arizona State...Had two sacks and a forced fumble in 21-16 victory over Colorado State...Was First Team All-WAC choice and team's MVP as a **junior** despite missing three games with ankle and wrist injuries...Finished with 87 tackles (59, 28) to go with four sacks and an interception...In first game for Utah, was named WAC Defensive Player of the Week with ten-tackle effort in 19-0 shutout of Utah State...Earned same honor in 35-29 defeat of Minnesota with ten tackles and interception that killed last-ditch Gopher drive...Was in on 16 stops against Fresno State, 11 versus Hawaii, and ten against BYU...Credited with three sacks (13 tackles) in 29-27 trimming of New Mexico...In **sophomore** JuCo campaign, was named conference's Defensive Player of the Year as well as being a First Team All-Conference pick...Had 110 tackles and five interceptions including one that was returned 94 yards for a TD...Was also All-Conference as a **freshman** at Spokane Falls...Majored in criminology.

PERSONAL: Single, lives in Salt Lake City, Utah during off-season...Hobbies include fishing and playing video games...Lists favorite movie as "Terminator II" and favorite TV show as "Cops"...Enjoys listening to Ice Cube...Attended Pasco (Wash.) High School, lettering in football, basketball, and track...Full name is Anthony Darvise Davis, born March 7, 1969 in Pasco, Washington.

COREY HARRIS

Wide Receiver



86

Height.....5-11
Weight.....195
Born.....10/25/69
College.....Vanderbilt
Draft.....3, 77th



COLLEGE: Excellent open field runner with good quickness and ability to break tackles...For Vanderbilt, was receiver for first two seasons before shifting to running back for final two campaigns...Career statistics included 92 receptions for 1204 yards (13.1 avg.) and seven touchdowns; 297 rushes for 1486 yards (5.0 avg.) and six TDs; 72 kickoff returns for 1557 yards (21.6 avg.); and 32 punt returns for 236 yards (7.4 avg.) and a TD...On Commodores' all-time lists, ranks ninth in rushing, tenth in receiving yards, third in kickoff returns, and second in kickoff return yards...**Senior** honors included First Team All-Southeastern Conference and UPI Honorable Mention All-America...Also played in Senior Bowl and Blue-Gray games...Became just the second player in Vandy history to rush for over 1000 yards (Frank Modica's 1065 in 1978), setting the school record with 1103 yards on 229 attempts (4.8 avg.) with four scores...Had four 100-yard games...Also caught 23 balls for 283 yards (12.4 avg.) and returned 20 kickoffs for 388 yards (19.4 avg.)...Rushed for 62 yards, caught four passes for 107 more, and had three KOs for 82 against Auburn...In 25-22 edging of Georgia, ran for 169 yards on 24 tries and also returned a fumble 51 yards for a TD...Rushed for a career-high 180 yards on 22 totes in 41-10 besting of Army...In 17-7 win over Kentucky, gained 157 yards on 29 runs...Moved to tailback prior to **junior** season in team's new Wishbone offense...Rushed 55 times for 341 yards (6.2 avg.) with pair of TDs and caught 19 passes for 216 yards (13.7 avg.) with a score...Also ran back 25 KOs for personal-best 490 yards (19.6 avg.) plus nine PRs for 27 yards...Top game of season came with 87 yards on 13 carries (34-yd. TD) against Wake Forest...Was Commodores' starting flanker as a **sophomore** and was named team's MVP...Statistics showed 45 catches for 653 yards (14.5 avg.) with six scores...Also brought back 20 kickoffs for 484 yards (24.2 avg.) and 23 punts for 209 more (9.1 avg.)...Averaged 121.3 all-purpose yards per game...Grabbed six passes for 105 yards with a TD in 54-10 rout of Ohio, then snagged personal-high ten balls for 147 yards with two scores in following game versus Alabama...Had 60-yard punt return for touchdown to go with TD catch against Georgia...In contest with Kentucky, had 110 yards receiving, 75 on kickoffs, and 31 on punts...Had a TD catch plus five kickoff returns for 150 yards versus Tulane...**Freshman** totals included five receptions for 77 yards (15.4 avg.), 11 rushes for 52 yards (4.7 avg.), and seven kickoff returns for 195 yards (27.9 avg.)...Slowed early in season by dislocated elbow, became a starter during season at wingback...Had eighth longest KO return in school annals with 72-yarder against Georgia...Also played on Vanderbilt's JV basketball team...Holds B.S. in human resources.

PERSONAL: Has daughter Lauren (9/19/88) and resides in Indianapolis...During college career, worked closely with underprivileged children in Nashville...Hobbies include music and working with children...Lists favorite TV show as "The Cosby Show" and favorite book as "Gifted Hands"...Enjoys listening to Baby Face...Attended Ben Davis High School in Indianapolis, lettering in football, track, baseball, and basketball...Was First Team All-State pick...Helped lead team to state title as a senior with 1098 yards rushing, 450 yards receiving, and 22 TDs...Full name is Corey Lamont Harris, born October 25, 1969 in Indianapolis, Indiana.

DION JOHNSON		
Wide Receiver	16	
	Height5-8 Weight164 Born4/4/70 College ...East Carolina Draft10, 274th	

COLLEGE: Is a big-playmaker who is known for after-the-catch ability...Has experience as both a receiver and running back...Played first two collegiate seasons at Coffeyville (Kan.) Community College (same school that produced former Oiler Mike Rozier) before ending up at East Carolina...Two-year Pirate statistics included 47 receptions for 833 yards (17.7 avg.) and six touchdowns, plus 81 rushes for 465 yards (5.7 avg.) and four TDs...As a return man at ECU, brought back 58 kickoffs for 1392 yards (24.0 avg., 1 TD) and 41 punts for 329 yards (8.0 avg., 1 TD)...Two-year JuCo numbers showed 84 catches for 1717 yards (20.4 avg.) and 21 scores...As a **senior**, was Football News Honorable Mention All-America and First Team All-ECAC, snagging 40 balls for 743 yards (18.6 avg.) and four touchdowns while also running for 255 yards on 37 tries (6.9 avg.) with two TDs...In season-opener against Illinois, caught five passes for 157 yards (40, 80 yd. TDs) and returned five KOs for 96 yards...Had 161 total yards in victory over Memphis State...In 23-20 besting of Syracuse, notched 234 total yards including 136 receiving yards on seven catches...Had 223 total yards including 95 rushing in 38-28 triumph over Tulane...Played both RB and WR as a **junior**, gaining 210 yards rushing on 44 attempts (4.8 avg.) with pair of TDs, and catching seven passes for 90 yards with two scores...Also returned 34 kickoffs for 879 yards (1 TD, 25.9 avg.) and 15 punts for 167 yards (1 TD, 11.1 avg.)...Missed two games after injuring knee against Temple...In that Temple contest, accounted for 254 all-purpose yards including a 90-yard kickoff return for a touchdown and a 53-yard punt return for a TD...In **sophomore** season at Coffeyville, caught 46 passes for 928 yards (20.2 avg.) and 12 scores...**Freshman** JuCo statistics featured 38 receptions for 789 yards (20.8 avg.) and nine TDs...Majored in physical education.

PERSONAL: Single, spends off-season in Newport News, Virginia...Hobbies include swimming, playing basketball, and racing go-carts...Lists favorite movie as "My Cousin Vinny," favorite TV show as "The Cosby Show," and favorite book as "Gone with the Wind"...Enjoys listening to Das EFX...Attended Menchville High School in Newport News, Virginia, lettering in football, basketball, and track...Was All-State selection and returned four punts and six kickoffs for touchdowns during H.S. career...Full name is Dion Lemart Johnson, born April 4, 1970 in Richmond, Virginia.

MIKE MOONEY

Tackle

75

Height 6-6
Weight 320
Born 5/31/69
College Georgia
Draft 4, 108th



COLLEGE: Massive tackle who is dominating drive blocker...Has outstanding agility for size and excels in pass protection...In **senior** season, earned UPI Honorable Mention All-America and was consensus First Team All-Atlantic Coast Conference selection...Was chosen to play in Senior Bowl...Missed spring practice with thumb fracture but returned for season-opener to help Yellow Jackets rush for 207 yards in 30-14 win over Boston College...Registered six knockdowns as team ran for 231 yards in 27-3 victory over Wake Forest...Started at right tackle as a **junior**, missing one game due to broken finger...Was key member of offensive line as Georgia Tech scored 379 points, most by team since 1918...Had 36 knockdowns for season including six in win over Wake Forest and seven in triumph over Georgia...In Citrus Bowl win over Nebraska that gave Georgia Tech national championship, dominated Kenny Walker (currently with Broncos)...Was part-time starter as a **sophomore**, starting three games at RT and one at LT...Of 23 knockdowns for season, five came as Tech rushed for 288 yards in 43-14 victory over Wake Forest...Played in eight games as a **freshman** with one start...Missed three mid-season contests due to sprained right knee...Was redshirted as an incoming freshman...Majored in business management.

PERSONAL: Single, spends off-season in Baltimore...While in college, did work for various Atlanta homeless shelters...Hobby is playing basketball ...Lists favorite movie as "Revenge" and favorite TV show as "Cheers"...Enjoys listening to Billy Joel...Attended South Carroll High School in Sykesville, Maryland, lettering in football, basketball, baseball, track, and tennis...Was tri-state champion in shot put...Full name is Michael Paul Mooney, born May 31, 1969 in Baltimore, Maryland.

BUCKY RICHARDSON

Quarterback

7

Height 6-1
Weight 221
Born 2/7/69
College Texas A&M
Draft 8, 220th



COLLEGE: Exceptional athlete with great competitiveness and leadership ability...Was projected by pro scouts as either quarterback, running back, or safety...Also has ability to contribute on special teams...Has good arm strength and outstanding speed for a quarterback...Four-year Aggie statistics included 196 completions (6th in school history) in 405 attempts (5th, 48.4%) for 3039 yards, 14 touchdowns, and 23 interceptions...Also rushed 370 times for 2095 yards (5.7 avg.) with 30 TDs (4th in school history)...Owns Southwest Con-

ference record for rushing yards by a QB...With 5134 all-purpose yards, ranks fourth in that category on A&M's all-time list...In bowl games, connected on 11 of 20 throws for 218 yards and one TD while rushing 25 times for 215 yards and four TDs...As a **senior**, was named to several All-America teams and was named college football's Most Inspirational Player by one outlet...Was also consensus First Team All-SWC and placed tenth in Heisman Trophy voting...Played in East-West Game and Japan Bowl...Completed 79 of 156 passes (50.6%) for 1492 yards, eight TDs, and ten interceptions while also rushing 103 times for 448 yards and ten scores...Suffered foot sprain early in season-opener against Louisiana State and missed following contest versus Tulsa...Ran for 76 yards and three touchdowns in 37-14 win over Texas Tech...In 34-12 victory over Baylor, ran for two scores and caught a 38-yard TD pass on a flea-flicker to earn SWC Offensive Player of the Week honors...Threw for 231 yards and ran 18 times for 128 more with two TDs in 38-21 triumph over Rice...Top passing game of season came with 16 of 25 effort for 321 yards and pair of touchdowns (plus two rushing TDs) in 44-7 rout of TCU...Threw for three scores in 65-6 beating of SMU...Regained starting QB job in sixth game of **junior** campaign, finishing with 59 completions in 116 tries (50.9%) for 847 yards, four TDs, and eight pick-offs...Also gained 670 yards rushing on 97 carries (6.9 avg.) with eight scores...Passed for two scores and ran for two more in 28-24 edging of Texas Tech...As Aggies gained 680 yards in 65-14 Holiday Bowl win over BYU, passed for 203 yards (1 TD), ran for 119 more (2 TDs), and caught a 22-yard TD pass...Was redshirted in 1989 due to knee rehabilitation...Started first nine games as a **sophomore** and was accurate on 42 of 88 passes for 544 yards, one TD, and five pick-offs while running for 554 yards on 108 totes with nine scores...Suffered season-ending knee injury in game #10 against Texas and underwent reconstructive surgery (redshirted in 1989)...Rushed for pair of TDs in win over Texas Tech, and gained over 90 yards running in three other games...Was selected SWC Newcomer of the Year as a **freshman**, starting five contests and completing 16 of 45 passes for 156 yards and a score...Also ran for 423 yards on 62 carries (6.8 avg.) with three TDs...In first college game, ran for 102 yards on just five attempts including an 82-yard run in victory over Southern Mississippi...Was named MVP of 35-10 Cotton Bowl win over Notre Dame after running for 96 yards and two touchdowns...Holds B.S. in kinesiology.

PERSONAL: Single, has relocated full-time to Houston...Hobbies include golf and water skiing...Lists favorite movie as "Basic Instinct," favorite TV show as "Cops," and favorite book as "Willie" (biography of Willie Nelson)...Enjoys listening to Bryan Adams...Attended Broadmoor High School in Baton Rouge, lettering in football, baseball, and basketball...Was First Team All-State football selection and also played on state championship basketball team...Legal name is John Powell Richardson, but was nicknamed Bucky by little league baseball coach...Born February 7, 1969 in Baton Rouge, Louisiana.

TIM ROBERTS

Def. Tackle

68

Height.....6-6
 Weight.....299
 Born.....4/14/69
 College...Southern Miss.
 Draft.....5c, 130th



COLLEGE: Outstanding run defender who is also capable pass rusher...Exceptionally quick for size...Four-year statistics for Golden Eagles included 93 solos and 63 assists for 156 total tackles and nine sacks...As a **senior**, contributed career-high 55 tackles (32, 23) plus five sacks...Played in Senior Bowl...Top tackle game of campaign came with 12 plus a sack against Tulsa...**Junior** totals showed 46 hits (26, 20) including ten for losses, plus four sacks...Started for most of the season at LDT...Credited with pair of sacks in 16-7 win over East Carolina...High tackle game came with seven against both Georgia and Auburn...Had 30 tackles (19, 11) as a **sophomore** with a season-high of five against Tulane...Played in nine games as a **freshman** with 15 stops including five versus Louisville...Was redshirted as incoming freshman...Holds B.S. in criminal justice.

PERSONAL: Single, spends off-season in Atlanta...Plans on obtaining master's degree...Hobbies include reading, swimming, and playing chess...Lists favorite movie as "Lethal Weapon," favorite TV show as "A Different World," and favorite book as "The Color Purple"...Enjoys listening to Vanessa Williams...Attended Therrell High School in Atlanta, lettering in football (captain)...Full name is Timothy Roberts, born April 14, 1969 in Atlanta, Georgia.

EDDIE ROBINSON

Linebacker

50



Height.....6-1
 Weight.....242
 Born.....4/13/70
 College...Alabama State
 Draft.....2, 50th



COLLEGE: Linebacker with great quickness, excels against the run and is also outstanding coverage player...Very smart, was chemistry major who attended Alabama State on academic scholarship...Was shifted to linebacker after playing on the offensive line as a walk-on freshman...Three-year LB totals included 128 solos and 105 assists for 228 total tackles (12 for losses), 11 QB sacks, ten passes defensed, two fumble recoveries, and an interception...As a **senior**, was First Team All-Southwestern Athletic Conference selection while also being named SWAC Defensive Player of the Year...Also was AP 1-AA First Team All-America and Sheridan Black College First Team All-America pick...Contributed 77 total tackles (33, 44) to go with career-high 6.5 sacks...Also had a fumble recovery and two pass break-ups...Leader of run defense that ranked sixth in nation in Division 1-AA (104.1)...Racked up regular season-best 12 tackles in season-opening 28-27 win over Jackson State...Notched 11 stops including

pair of sacks in 22-19 edging of Troy State...Helped defense limit Prairie View A&M to 69 total yards (-12 rushing) in 92-0 victory...Chipped in with ten hits for Hornets in Heritage Bowl victory...Greatly improved stock with outstanding all-star game play...Had 16 tackles and a forced fumble in Blue-Gray game, then registered eight in East-West Shrine Game...**Junior** honors included AP First Team All-America, Sheridan Black College Defensive Player of the Year, SWAC Defensive Player of the Year, and First Team All-SWAC...Was also SWAC All-Academic choice with 3.53 GPA...Statistically, led team with personal-high 89 tackles (46, 43) to go with 3.5 sacks, five passes defended, and an interception...In season-opener versus Stanford, had 13 tackles (12 solos), then had ten hits following week against Southern...Notched 11 tackles in game with Jackson State and ten (along with sack and interception) versus Mississippi Valley...**Sophomore** season marked first as an LB, earning Second Team All-SWAC accolades...Totaled 67 tackles (49, 18), a sack, and three passes defended...Top tackle game of campaign came with 12 versus Alcorn State...As a **freshman** walk-on, started at offensive tackle but also saw action at guard and center...Credited with four knockdown blocks...Majored in chemistry.



PERSONAL: Single, spends off-season in New Orleans...Father Eddie Sr. is an events and facilities coordinator at Superdome...Donates considerable time to giving anti-drug and stay-in-school speeches to elementary and junior high students...Hobbies include collecting football cards and tropical fish...Lists favorite movie as "New Jack City," favorite TV show as "Sanford and Son," and favorite book as "The Color Purple"...Enjoys listening to Heavy D...Attended Brother Martin High School in New Orleans, lettering in football and track...Was captain of football team and was named high school's Senior Athlete of the Year...Full name is Eddie Joseph Robinson, born April 13, 1970 in New Orleans, Louisiana.

ELBERT TURNER		
Wide Receiver	15	
	Height5-11 Weight165 Born3/19/68 CollegeIllinois Draft7, 189th	

COLLEGE: Possesses good speed, is surprisingly effective blocker for size...Played football for three of four seasons at Illinois while also being star for school's track team...Three-year Illini statistics included 66 receptions for 987 yards (15.0 avg.) and nine TDs while also returning four kickoffs for 49 yards (12.3 avg.)...Started all 11 games as a **senior**, finishing with 42 catches for 646 yards (15.4 avg.) and six TDs...Caught seven balls for 157 yards (54-yd. TD) against Missouri...Had 61-yard TD as part of 127-yard day (7 rec.) in 41-14 defeat of Purdue...Scored twice on receptions against Michigan State and added a TD versus UCLA in John Hancock Bowl...For track team, was Big Ten champion in 55-meters...Was pleasant surprise for Illinois coaches as a **junior**, contributing 23 catches for 310 yards (13.5 avg.) and three touchdowns...Top game of season came with 70 receiving yards and first career score against Arizona...As a trackster, won Big Ten 55-meter indoor title and conference 110-meter hurdles outdoor championship...Was track All-America and qualified for both NCAA indoor and outdoor meets...Was a football redshirt as a **sophomore** in order to concentrate on track...Track-wise, finished

second in Big Ten outdoor meet in 110-meter hurdles...Caught three passes for 31 yards as **freshman** reserve receiver...Majored in marketing.

PERSONAL: Single, lives in Gary, Indiana during off-season...While at Illinois, donated considerable time to National Leukemia Society...Hobbies include fishing and playing basketball...Lists favorite movie as "48 Hours" and favorite TV show as "The Cosby Show"...Enjoys listening to Michael Jackson...Attended Roosevelt High School in Gary, Indiana, lettering in football and track...Was all-state in both sports...Full name is Elbert Lamar Turner III, born March 19, 1968 in Winnfield, Louisiana.

JOE WOOD		
Placekicker	2	
	Height 6-1 Weight 202 Born 12/29/68 College Air Force Draft 12 332nd	

COLLEGE: Possesses very powerful leg, gets outstanding power and lift on kickoffs, and is also very accurate on field goals...Was a tight end for Air Force's JV team before shifting to placekicker for final three years...Kicking statistics showed 39 of 49 on FGs (80%) and 104 of 108 on PATs for 221 points...80% field goal success rate was tops in school history...As a **senior**, earned Second Team All-Western Athletic Conference honors and also played in Japan Bowl...Converted 17 of 22 field goals (77.3%) and 37 of 38 PATs to lead team with 88 points...Kicked 50-yarders against both Weber State and New Mexico...Had career-long 58-yard field goal in game with Notre Dame which was longest in nation that week...Was named WAC Special Teams Player of the Week after booting four FGs against Army (19, 42, 43, 47)...In **junior** year, was good on 12 of 14 field goals and 19 of 20 PATs (55 points)...Was selected First Team All-WAC, only the second kicker in Air Force annals to achieve that honor...Longest FG of season was a 49-yarder against Utah...At one point of season, had streak (carried over from 1989) of 38 consecutive PATs...**Sophomore** numbers showed ten of 13 three-pointers and 48 of 50 extra points (78 points)...Was Honorable Mention All-WAC choice...Made all five FG tries between 40-49 yards...Season-best was 47-yarder versus San Diego State...Was tight end for Air Force's JV team as a **freshman**...Holds B.S. in political science.

PERSONAL: Single, resides in Aurora, Colorado as officer in the Air Force...At present time, is serving five-year commitment to Air Force and is not expected to be available to Oilers on any level in 1992...Has donated considerable time to Special Olympics...Hobbies include skiing and weightlifting...Lists favorite movie as "Field of Dreams," favorite TV show as "Monday Night Football," and favorite book as "Into the Mouth of the Cat"...Enjoys listening to U2...Attended Capistrano Valley High School in Mission Viejo, California, lettering in football, soccer, and volleyball...Played both tight end and linebacker in high school...Father is a retired Marine captain...Full name is Joseph Lewis Wood, born December 29, 1968 in Newport Beach, California.

1992 NUMERICAL ROSTER

1	Warren MoonQB	52	Terry GrayG
2	Joe WoodPK	53	Eugene SealeLB
3	Al Del GrecoPK	54	Al SmithLB
4	Reggie BrownWR	55	John FlanneryC/G
5	Tom WhelihanPK	56	Scott KozakLB
6	Mike ElkinsQB	57	Lamar LathonLB
7	Bucky RichardsonQB	58	Joe BowdenLB
8	Bjorn NittmoPK	59	Anthony DavisLB
9	Greg MontgomeryP	62	John NeeT
10	Reggie SlackQB	63	Mike MunchakG
11	Wade HopkinsWR	64	Erik NorgardG/C
12	Damon MaysWR	66	Doug DawsonG/C
13	Greg HarrisWR	67	Chris RyalsG
14	Cody CarlsonQB	68	Tim RobertsDT
15	Elbert TurnerWR	69	Bernard DafneyT
16	Dion JohnsonWR	70	Dean SteinkuhlerT
17	Jeff SmithWR	71	George BethuneDE
18	Manny HazardWR	72	Willis PegueseDE
20	Billy BellCB	73	David WilliamsT
21	Jerry GrayCB	74	Bruce MatthewsC/G
22	Tony BrownCB	75	Mike MooneyG/T
23	Richard JohnsonCB	76	Jeff AlmDT
24	Steve JacksonCB	77	Kevin DonnalleyT
25	Bubba McDowellS	78	Don MaggsT/G
26	Bo OrlandoS	79	Ray ChildressDT/DE
27	Carlton LanceS	80	Curtis DuncanWR
28	Cris DishmanCB	81	Ernest GivinsWR
29	Darryll LewisCB	82	Mario BaileyWR
30	Victor JonesRB	83	Leonard HarrisWR
31	Marcus RobertsonS/CB	84	Haywood JeffiresWR
32	Spencer TillmanRB	86	Corey HarrisWR
33	Gary BrownRB	87	Pat ColemanWR
36	Charles PharmsS	88	Gary WellmanWR
37	Kevin LongS	89	Jeff QueryWR/KR
38	Mike DumasS	90	Pat DankoDT
39	Terry WilsonS	91	Johnny MeadsLB
40	Emanuel MartinCB	92	Ross RitterT
44	Lorenzo WhiteRB	93	Rick GrafLB
45	Scott GilesDE/LB	94	Glenn MontgomeryDT
46	Jeroy RobinsonLB	95	William FullerDE
47	Corey EdmondLB	96	Sean JonesDE
48	Andre CarronLB	97	Lee WilliamsDE/DT
50	Eddie RobinsonLB	98	Elijah AustinDE
51	Clayton HenryDE/LB	99	Doug SmithDT



HOUSTON OILERS' 19

NO.	NAME	POS.	HT.	WT.	BIRTHDATE
76	Alm, Jeff	DT	6-6	269	3/31/68
20	Bell, Billy	CB	5-10	172	1/16/61
71	Bethune, George	DE	6-4	255	3/30/67
33	Brown, Gary	RB	5-11	224	7/1/69
14	Carlson, Cody	QB	6-3	202	11/5/63
79	Childress, Ray	DT/DE	6-6	272	10/20/62
87	Coleman, Pat	WR	5-7	173	4/8/67
66	Dawson, Doug	G/C	6-3	288	12/27/61
3	Del Greco, Al	PK	5-10	200	3/2/62
28	Dishman, Cris	CB	6-0	178	8/13/65
77	Donnalley, Kevin	T	6-5	290	6/10/68
38	Dumas, Mike	S	5-11	178	3/18/69
80	Duncan, Curtis	WR	5-11	184	1/26/65
6	Elkins, Mike	QB	6-3	225	7/20/66
55	Flannery, John	G/C	6-3	304	1/13/60
95	Fuller, William	DE	6-3	274	3/8/62
81	Givins, Ernest	WR	5-9	172	9/3/64
93	Graf, Rick	LB	6-5	244	8/29/64
21	Gray, Jerry	CB	6-0	185	12/16/62
83	Harris, Leonard	WR	5-8	162	11/27/60
24	Jackson, Steve	CB	5-8	182	4/8/69
84	Jeffires, Haywood	WR	6-2	201	12/12/64
23	Johnson, Richard	CB	6-1	195	9/16/63
96	Jones, Sean	DE	6-7	264	12/19/62
30	Jones, Victor	RB	5-8	220	12/5/67
56	Kozak, Scott	LB	6-3	222	11/28/65
57	Lathon, Lamar	LB	6-3	252	12/23/67
29	Lewis, Darryll	CB	5-9	188	12/16/68
78	Maggs, Don	T/G	6-5	290	11/1/61
74	Matthews, Bruce	C/G	6-5	291	8/8/61
25	McDowell, Bubba	S	6-1	198	11/4/66
91	Meads, Johnny	LB	6-2	226	6/25/61
94	Montgomery, Glenn	DT	6-0	272	3/31/67
9	Montgomery, Greg	P	6-4	215	10/29/64
1	Moon, Warren	QB	6-3	212	11/18/56
63	Munchak, Mike	G	6-3	284	3/5/60
8	Nittmo, Bjorn	PK	5-11	182	7/26/66
64	Norgard, Erik	C/G	6-1	282	11/4/65
26	Orlando, Bo	S	5-10	180	4/3/66
72	Peguese, Willis	DE	6-4	273	12/18/66
89	Query, Jeff	WR	6-0	165	3/7/67
31	Robertson, Marcus	S	5-11	197	10/2/69
53	Seale, Eugene	LB	5-10	253	6/3/64
10	Slack, Reggie	QB	6-2	221	5/2/68
54	Smith, Al	LB	6-1	251	11/26/64
99	Smith, Doug	DT	6-6	309	6/13/60
70	Steinkuhler, Dean	T	6-3	287	1/27/61
32	Tillman, Spencer	RB	5-11	206	4/21/64
44	White, Lorenzo	RB	5-11	222	4/12/66
73	Williams, David	T	6-5	292	6/21/66
97	Williams, Lee	DE/DT	6-6	271	10/15/62

92 VETERANS ROSTER

NFL EXP.	COLLEGE	HOMETOWN	HOW ACQUIRED
3	Notre Dame	Orland Park, IL	D 2 1990
3	Lamar	Dayton, TX	FA 1992
3	Alabama	Fort Walton Beach, FL	FA 1992
2	Penn State	Williamsport, PA	D 8 1991
6	Baylor	San Antonio, TX	D 3 1987
8	Texas A&M	Richardson, TX	D 1A 1985
2	Mississippi	Cleveland, MS	D 9 1990, FA 1991
5	Texas	Houston, TX	FA 1991
9	Auburn	Coral Gables, FL	FA 1991
5	Purdue	Louisville, KY	D 5A 1988
2	North Carolina	Raleigh, NC	D 3B 1991
2	Indiana	Lowell, MI	D 2A 1991
6	Northwestern	Detroit, MI	D 10 1987
3	Wake Forest	Greensboro, NC	FA 1992
2	Syracuse	Pottsville, PA	D 2C 1991
7	North Carolina	Chesapeake, VA	T (Rams) 1986
7	Louisville	St. Petersburg, FL	D 2 1986
6	Wisconsin	Madison WI	PB (Miami) 1991
8	Texas	Lubbock, TX	PB (Rams) 1992
7	Texas Tech	McKinney, TX	FA 1987
2	Purdue	Houston, TX	D 3A 1991
6	North Carolina State	Greensboro, NC	D 1B 1987
8	Wisconsin	Dixmoor, IL	D 1B 1985
9	Northeastern	Montclair, NJ	T (Raid.) 1988
3	Louisiana State	Zachary, LA	FA 1991
4	Oregon	Colton, OR	D 2 1989
3	Houston	Wharton, TX	D 1 1990
2	Arizona	La Puente, CA	D 2B 1991
6	Tulane	Youngstown, OH	Supp. 2 1984
10	USC	Arcadia, CA	D 1 1983
4	Miami (FL)	Merritt Island, FL	D 3 1989
9	Nicholls State	Napoleonville, LA	D 3 1984
4	Houston	Gretna, LA	D 5 1989
5	Michigan State	Red Bank, NJ	D 3 1988
9	Washington	Los Angeles, CA	FA 1984
11	Penn State	Scranton, PA	D 1 1982
2	Appalachian State	Lund, Sweden	FA 1992
2	Colorado	Arlington, WA	FA 1991
3	West Virginia	Berwick, PA	D 6 1989, FA 1990
3	Miami (FL)	Miami, FL	D 3 1990
4	Milkin	Maroa, IL	PB (G.B.) 1992
2	Iowa State	Pasadena, CA	D 4B 1991
6	Lamar	Jasper, TX	FA 1987
2	Auburn	Milton, FL	D 12 1990
6	Utah State	Los Angeles, CA	D 6A 1987
8	Auburn	Bayboro, NC	D 2A 1984
9	Nebraska	Burr, NE	D 1 1984
6	Oklahoma	Tulsa, OK	PB (S.F.) 1992
5	Michigan State	Ft. Lauderdale, FL	D 1 1988
4	Florida	Lakeland, FL	D 1 1989
9	Bethune-Cookman	Ft. Lauderdale, FL	T (S.D.) 1991

HOUSTON OILERS' 199

NO.	NAME	POS.	HT.	WT.	BIRTHDATE
98	Austin, Elijah	DE	6-2	280	10/3/67
82	Bailey, Mario	WR	5-9	162	11/30/70
58	Bowden, Joe	LB	5-11	227	2/25/70
4	Brown, Reggie	WR	6-1	187	5/5/70
22	Brown, Tony	CB	5-9	183	5/15/70
48	Carron, Andre	LB	5-11	235	11/9/68
69	Dafney, Bernard	T	6-5	317	11/1/68
90	Danko, Pat	DT	6-2	293	5/4/70
59	Davis, Anthony	LB	6-0	231	3/7/69
47	Edmond, Corey	LB	6-1	245	2/15/69
45	Giles, Scott	LB	6-4	238	7/26/67
52	Gray, Terry	G	6-2	280	5/25/68
86	Harris, Corey	WR	5-11	195	10/25/69
13	Harris, Greg	WR	5-7	172	9/17/67
18	Hazard, Manny	WR	5-8	175	7/22/69
51	Henry, Clayton	DE/LB	6-2	242	2/25/69
11	Hopkins, Wade	WR	6-2	196	8/23/68
16	Johnson, Dion	WR	5-8	164	4/4/70
27	Lance, Carlton	S	5-11	195	10/3/70
37	Long, Kevin	S	6-2	200	4/17/70
40	Martin, Emanuel	CB	5-11	184	7/31/69
12	Mays, Damon	WR	5-9	170	5/20/68
75	Mooney, Mike	G/T	6-6	332	5/31/69
62	Nee, John	T	6-5	284	11/21/67
36	Pharms, Charles	S	5-11	185	12/15/69
7	Richardson, Bucky	QB	6-1	221	2/7/69
92	Ritter, Ross	T	6-5	300	9/4/69
68	Roberts, Tim	DT	6-6	309	4/14/69
50	Robinson, Eddie	LB	6-1	242	4/13/70
46	Robinson, Jeroy	LB	6-2	240	6/14/68
67	Ryals, Chris	G	6-8	300	8/18/69
17	Smith, Jeff	WR	5-9	170	1/20/69
15	Turner, Elbert	WR	5-11	165	3/19/68
88	Wellman, Gary	WR	5-9	175	8/9/67
5	Whelhan, Tom	PK	5-11	190	8/15/66
39	Wilson, Terry	S	6-2	208	10/12/69
2	Wood, Joe	PK	6-1	202	12/29/68

2 FIRST-YEAR ROSTER

NFL EXP.	COLLEGE	HOMETOWN	HOW ACQUIRED
I	N.C. State	Bainbridge, GA	FA 1992
R	Washington	Seattle, WA	D 6 1992
R	Oklahoma	Mesquite, TX	D 5a 1992
R	Alabama State	Miami, FL	FA 1992
R	Fresno State	Granada Hills, CA	D 5b 1992
R	N.W. Louisiana	Opelousas, LA	FA 1992
R	Tennessee	Los Angeles, CA	D 9 1992
R	Youngstown State	Warren, OH	FA 1992
R	Utah	Pasco, WA	D 11 1992
I	N.C. State	Sussex, VA	FA 1992
R	BYU	Provo, UT	FA 1992
I	Baylor	Spring, TX	FA 1992
R	Vanderbilt	Indianapolis, IN	D 3 1992
I	Jackson State	Greenwood, MS	FA 1992
I	Houston	Pacific, CA	FA 1992
R	N.C. State	Greensboro, NC	FA 1992
R	S.W. Baptist	Pasadena, TX	FA 1992
R	East Carolina	Newport News, VA	D 10 1992
R	S.W. State (MN)	Fort Myers, FL	FA 1992
R	Villanova	Milford, CT	FA 1992
R	Alabama State	Miami, FL	FA 1992
I	Missouri	Phoenix, AZ	FA 1992
R	Georgia Tech	Sykesville, MD	D 4 1992
R	Elon College	Central Valley, NY	FA 1992
R	Miami (FL)	Houston, TX	FA 1992
R	Texas A&M	Baton Rouge, LA	D 8 1992
R	Azusa Pacific	Fairfield, CA	FA 1992
R	So. Mississippi	Atlanta, GA	D 5c 1992
R	Alabama State	New Orleans, LA	D 2 1992
I	Texas A&M	Bryan, TX	FA 1992
R	So. Mississippi	Purvis, MS	FA 1992
R	Morningside	St. Petersburg, FL	FA 1992
R	Illinois	Gary, IN	D 7 1992
I	USC	Westlake Hills, CA	D 5 1991
I	Missouri	Carrollton, TX	FA 1992
R	Bowling Green	Mt. Clemens, MI	FA 1992
R	Air Force	Mission Viejo, CA	D 12 1992

ORIGIN OF THE OILERS

(NFL Veterans Only)

YEAR	BY DRAFT (33)	BY TRADE (3)	FREE AGENTS (13)
1992			CB Billy Bell (FA) QB Mike Elkins (FA) CB Jerry Gray (FA-B) WR Jeff Query (FA-B) RB Spencer Tillman (FA-B)
1991	S Mike Dumas (2a) CB Darryll Lewis (2b) C/G John Flannery (2c) CB Steve Jackson (3a) T Kevin Donnalley (3b) S Marcus Robertson (4b) RB Gary Brown (8)	DE Lee Williams (San Diego)	PK Al Del Greco (FA) LB Rick Graf (FA-B) RB Victor Jones (FA)
1990	LB Lamar Lathon (1) DT Jeff Alm (2) DE Willis Peguese (3) WR Pat Coleman (9) QB Reggie Slack (12)		G/C Doug Dawson (FA) C/G Erik Norgard (FA)
1989	T David Williams (1) LB Scott Kozak (2) S Bubba McDowell (3) DT Glenn Montgomery (5) S Bo Orlando (6)		
1988	RB Lorenzo White (1) P Greg Montgomery (3b) CB Cris Dishman (5a)	DE Sean Jones (L.A. Raiders)	
1987	WR Haywood Jeffires (1b) QB Cody Carlson (3) LB Al Smith (6a) WR Curtis Duncan (10)		WR Leonard Harris (FA) LB Eugene Seale (FA)
1986	WR Ernest Givins (2) CB Richard Johnson (1b)	DE William Fuller (L.A. Rams)	
1985	DT Ray Childress (1a) CB Richard Johnson (1b)		
1984	T/G Don Maggs (A) T Dean Steinkuhler (1) DT Doug Smith (2a)(B) LB Johnny Meads (3)		QB Warren Moon (FA)
1983	G Bruce Matthews (1)		
1982	G Mike Munchak (1)		

(A) Oilers' second round pick in USFL Supplemental Draft, joined Houston in 1986

(B) Initially played in USFL before joining Houston in 1985

PRONUNCIATION GUIDE

Graf — GRAFF

Jeffires — JEFF-rees

Lathon — LAY-thin

Peguese — pe-GEESE

Query — QUEER-ee

Steinkuhler — STINE-cool-er

LOOKING FOR IN 1992...

Ray Childress...To record 700th career total tackle...he has 653. To record 50th career sack...he has 47 1/2. To lead Oiler defensive linemen in tackles for eighth consecutive season.

Al Del Greco...To record 600th career point...he has 570.

Cris Dishman...To record 200th career total tackle...he has 186. To record 20th career interception...he has 14.

Curtis Duncan...To record 200th career reception...he has 199. To reach 3000 career receiving yards...he has 2525. To move from seventh (tied) to sixth place on Oilers' all-time receptions list by passing Tim Smith's 206...he has 199. To play in all 16 games for fifth consecutive season.

William Fuller...To record 300th career total tackle...he has 246. To record 50th career sack...he has 41. To play in 100th NFL game...he has 88.

Ernest Givins...To record 400th career reception...he has 371. To reach 6000 career receiving yards...he has 5740. To play in 100th NFL game...he has 90. To move from fourth to second place on Oilers' all-time receptions list by passing Ken Burrough's 408 and Charlie Hennigan's 410...he has 371. To move from fourth to second place on Oilers' all-time receiving yards list by passing Hennigan's 6823 and Burrough's 6907...he has 5740. To extend club-record streak of six consecutive seasons with 50 or more receptions.

Jerry Gray...To record 400th career total tackle...he has 381. To record 25th career interception...he has 22.

Leonard Harris...To reach 1000 yards in career receiving...he has 827.

Haywood Jeffires...To record 300th career reception...he has 230. To reach 3000 and 4000 yards in career receiving...he has 2986. To score 25th career touchdown...he has 18. To move from seventh to fifth place on Oilers' all-time receiving yards list by passing Charles Frazier's 3027 and Tim Smith's 3107...he has 2986. To lead AFC in receptions and/or yards for third consecutive seasons. To become first player in NFL history to record two 100-reception seasons.

Richard Johnson...To record 300th career total tackle...he has 297. To play in 100th NFL game...he has 97. To record 20th career interception...he has 15.

Sean Jones...To record 400th career total tackle...he has 349. To record 75th career sack...he has 67.

Lamar Lathon...To record 200th career total tackle...he has 129.

Bruce Matthews...To earn fifth consecutive Pro Bowl berth. To play in 150th NFL game...he has 136.

Bubba McDowell...To record 300th career total tackle...he has 273. To lead Oiler defensive backs in tackles for fourth consecutive season.

Johnny Meads...To record 600th career total tackle...he has 521. To record 30th career sack...he has 24. To extend club-best streak of 74 consecutive starts (89 not counting 1987 strike games).

Greg Montgomery...To reach 10,000 in career punting yards...he has 8580.

Warren Moon...To surpass Ron Lancaster's 50,535 yards and have top passing yards total in professional football history...he has 48,907. To earn fifth consecutive Pro Bowl berth. To reach 30,000 NFL passing yards...he has 27,679. To move from second to first place on Oilers' all-time touchdown pass list by passing George Blanda's 165...he has 157.

Mike Munchak...To tie Elvin Bethea's club record of eight Pro Bowl selections...he has seven.

Eugene Seale...To lead Oilers in special teams tackles for fifth consecutive season.

Al Smith...To record 600th career total tackle...he has 524.

Doug Smith...To record 300th career total tackle...he has 269. To play in 100th NFL game...he has 95.

Lorenzo White...To reach 2000 career rushing yards...he has 1631. To score 25th career touchdown...he has 22.

Lee Williams...To record 400th career total tackle...he has 387. To record 75th career sack...he has 69 1/2.

OILERS IN "PLAN B"

(Bold indicates players who made Oilers' final roster)

1989

Signed: FB Carl Byrum (Bills), DE Mark Garalczyk (Jets), **WR Kenny Jackson** (Eagles), TE Calvin Magee (Buccaneers), LB Matt Monger (Jets), DE/TE Colin Scotts (Cardinals), **C/G George Yarno** (Falcons)

Lost: DE Robert Banks (Browns), S Keith Bostic (Colts), LB Toby Caston (Lions), LB Kurt Crain (Packers), T John Davis (Bills), WR Willie Drewrey (Buccaneers), LB Mark Dusbabek (Vikings), QB Brent Pease (Dolphins), RB Spencer Tillman (49ers), T David Viaene (Patriots), FB Ray Wallace (Steelers), T Doug Williams (Seahawks), TE Jamie Williams (49ers)

1990

Signed: S David Arnold (Steelers), **WR Bernard Ford** (Cowboys), WR Carl Harry (Redskins), **DE Ezra Johnson** (Colts), **S Terry Kinard** (Giants), S Leander Knight (Jets), **WR/KR Gerald McNeil** (Browns), G Tommy Robison (Falcons)

Lost: S Jeff Donaldson (Chiefs), S Tracey Eaton (Cardinals), FB Tracy Johnson (Falcons), TE Bob Mrosko (Giants), DE Anthony Spears (Cowboys), TE Chris Verhulst (Broncos), C/G George Yarno (Packers)

1991

Signed: DE Robert Banks (Browns), S Eric Bergeson (Falcons), **LB Rick Graf** (Dolphins), S John Hagy (Bills), WR Richard Johnson (Lions), WR Cedric Jones (Patriots), RB Kerry Porter (Broncos)

Lost: CB Steve Brown (49ers), RB Victor Jones (Patriots), S Brett Tucker (Bills), PK Tony Zendejas (Rams)

1992

Signed: CB Jerry Gray (Rams), WR Jeff Query (Packers), RB Spencer Tillman (49ers)

Lost: LB Eric Fairs (Bills), WR Drew Hill (Falcons), WR Alex Johnson (Patriots), WR Tony Jones (Falcons)



ALL-TIME ROSTER

COACHES

(1960-1992)

BOLD indicates active with Oilers

Armstrong, Neill	1962-63	Miller, Burnie	1971-73
Baugh, Sammy	1964-65	Nolan, Dick	1981
Beatty, Bruce	1973	Novak, Frank	1989-92
Bettis, Tom	1986-87	Padilla, Bob	1984-85
Biles, Ed	1974-80, 81-83	Palmer, Chris	1990-92
Boghosian, Sam	1974-75	Pardee, Jack	1990-92
Bourgeois, Andy	1973-83	Peccatiello, Larry	1972-75
Breaux, Don	1972	Peterson, Bill	1972-73
Bugel, Joe	1977-80	Petitbon, Richie	1974-77
Bush, Frank	1992	Phillips, O.A. "Bum"	1974-80
Callahan, Ray	1981-82	Phillips, Wade	1976-80
Campbell, Hugh	1984-85	Pitts, Elijah	1981-82
Carpenter, Lew	1973-74	Polsfoot, Fran	1968-71, 75-76
Childress, Joe	1966-70	Rapp, Vic	1983
Conkright, W.F. "Red"	1963-64	Reese, Floyd	1986-89
Dalton, O. Kay	1983-84	Rice, George	1975-76
Devlin, John	1984-85	Roberts, Al	1984-85
Devore, Hugh	1966-70	Robinson, Wayne	1966-67
Dickson, George	1971	Rymkus, Lou	1960-61, 65
Dry, F.A.	1966-70	Saban, Nick	1988-89
Durden, Earnel	1973	Schlinkman, Walt. 1960-63, 65-71, 76	
Eddy, Jim	1990-92	Selcer, Dick	1981-82
Ettinger, John	1964	Sherman, Ray	1988-89
Faragalli, Joe	1985	Shipp, Ken	1977-78
Gaines, Gene	1984-85	Shively, Doug	1986-89
Galat, Joe	1981	Shofner, Jim	1981-82
Gambold, Bob	1978-82	Simpson, Jackie	1972
Gilbride, Kevin	1989-92	Smith, Jerry	1972
Gillman, Sid	1973-74	Smith, Richard	1988-92
Glanville, Jerry	1984-89	Speedie, Mac	1960-61
Helton, Kim	1987-89	Spencer, Joe	1961-65
Henning, Dan	1972	Stanley, Jim	1990-92
Hill, King	1971-80	Staub, Ralph	1982-83
Houston, Ken	1982-85	Steber, John	1964
Huff, Gary	1986	Studley, Chuck	1983
Hughes, Ed	1971	Taylor, Hugh "Bones"	1964-65
Ivy, Frank "Pop"	1962-63	Thomas, Pat	1990-92
Jackson, Milt	1986-88	Wallner, Fred	1960-61
Jamieson, Dick	1986-87	Walsh, Bill	1983-86
Jones, June	1987-88	Watterson, Steve	1988-92
Lemm, Wally	1960-61, 66-70	Woolley, Joe	1973-75
Lemmerman, Bruce	1984-85	Young, Bob	1990-92
Madro, Joe	1972-74	Young, John Paul	1978-80
McCalmon, Miller	1986-87	Yowarsky, Walt	1971
McCullough, Ken	1976	Zwahlen, Ernie	1971
McFadin, "Bud" Lewis	1966-70		

PLAYERS

(1960-1991)

BOLD indicates active with Oilers

*Played in 1987 replacement games only

A	Anderson, Hebbie [CB], Texas A&I	91	
Abraham, Robert [LB], No. Carolina St.	82-87	Anderson, Warren [WR], W. Virginia	78
Adu, Mike [WR], Hawaii	85-86	Appleton, Scott [DT], Texas-Austin	64-66
Aldridge, Allen [DE], Prairie View	71-72	Armstrong, Adger [RB], Texas A&M	80-82
Alexander, Willie [CB], Alcorn A&M	71-79	Arnold, Walt [TE], New Mexico	82-83
Allen, Dalva [DE], Houston	60-61	Atchason, Jack [TE], W. Illinois	60
Allen, Gary [RB], Hawaii	82	Atkins, Bob [S], Grambling	70-75
Allen Geo. [DT], W. Texas State	66-67	Autry, Hank [C], So. Mississippi	69-70
Allen, Patrick [CB], Utah State	85-90	Avery, Steve [FB], No. Michigan	89
Alm Jeff [DT], Notre Dame	90-91	B	
Alston, Mack [TE], Maryland State	73-76	Babb, Gene [LB], Austin College	62-63
Amundson, Geo. [RB], Iowa State	73-74	Bailey, Harold [WR], Oklahoma St.	81-83
Anderson, Billy [WR], Tulsa	67	Baker, Ed [QB], Lafayette	72
		Baker, Jesse [DE]	

Jacksonville St. (AL).....	79-87
Baker, Johnny [LB], Miss. State.....	63-66
Baker, Melvin [WR], Texas Southern.....	72
Banfield, Tony [CB], Okla. State.....	60-65
Banks, Chuck [FB], W. Virginia Tech.....	86
Banks, Robert [DE], Notre Dame.....	88
Barber, Mike [TE], La. Tech.....	76-81
Barnes, Pete [LB], Southern.....	67-68
Bass, Glen [WR], E. Carolina.....	67-68
Baumgartner, S. [DE], Purdue.....	77-79
Beathard, Pete [QB], So. Calif.....	67-69
Beams, Byron [DT], Notre Dame.....	61
Beck, Braden [K], Stanford.....	71
Belne, Jim [WR], Purdue.....	68-73, 75-76
Bel, Billy [CB], Lamar.....	89
Belotti, George [C], So. Calif.....	60-61
Benson, Duane [LB], Hamline.....	74-76
Bergey, Bruce [DT], U.C.L.A.....	71
Bethes, Elvin [DE].....	
North Carolina A&T.....	68-83
Beverly, David [P], Auburn.....	74
Billingsley, Ron [DT], Wyoming.....	71-72
Bingham, Gregg [LB], Purdue.....	73-84
Birdsong, Craig [S], N. Texas State.....	87
Bishop, Sonny [G], Fresno State.....	64-69
Blahak, Joe [S], Nebraska.....	73
Blanda, George [QB], Kentucky.....	60-66
Blanks, Sid [RB], Texas A&E.....	64-68
Bostic, Keith [S], Michigan.....	83-88
Botchan, Ron [LB], Occidental.....	61
Boucher, Scott [G], N. E. Louisiana*.....	87
Boyette, Garland [LB], Grambling.....	66-72
Brabham, Danny [LB], Arkansas.....	63-67
Bradshaw, Craig [QB], Utah State.....	80
Brantley, John [LB], Georgia.....	89
Brazile, Robert [LB], Jackson St.....	75-84
Brezina, Bobby [RB], Houston.....	63
Briehl, Tom [LB], Stanford.....	85-87
Broadnax, Jerry [TE], Southern.....	74
Brooks, Billy [WR], Oklahoma.....	81
Brooks, Leo [DT], Texas-Austin.....	70-72
Brown, Don [RB], Houston.....	60
Brown, Gary [RB], Penn St.....	91
Brown, Sonny [S], Oklahoma.....	87
Brown, Steve [CB], Oregon.....	83-90
Bryant, Domingo [S], Texas A&M.....	87-88
Bryant, Steve [WR], Purdue.....	82-84
Burke, Ed [G], Notre Dame.....	64
Burrell, Ode [RB], Miss. State.....	64-69
Burrough, Ken [WR], Texas Sou.....	71-81
Burton, Al [DE], Bethune-Cookman.....	76
Bush, Frank [LB].....	
North Carolina St.....	85-86
Butler, Jim [TE], Tulsa.....	72
Butler, Skip [K], Texas-Arlington.....	72-77
Byrd, Richard [DT].....	
So. Mississippi.....	85-89
C	
Caldwell, Bryan [DE], Arizona St.....	84
Campbel, Earl [RB], Texas.....	78-84
Campbell, Woody [RB].....	
Northwestern.....	67-71
Cannon, Billy [RB], Louisiana St.....	60-63
Carlson, Cody [QB], Baylor.....	87-91
Carpenter, Rob [RB], Miami (OH).....	77-81
Carr, Levert [T], No. Central State.....	72-73
Carrell, John [LB], Texas Tech.....	66
Carrington, Ed [TE], Virginia.....	69
Carroll, Ronnie [G].....	
Sam Houston State.....	74-75
Carson, John [TE], Georgia.....	60
Carter, David [C], W. Kentucky.....	77-84
Carwell, Larry [CB], Iowa State.....	67-68
Casper, Dave [TE], Notre Dame.....	80-83
Caster, Rich [WR], Jackson St.....	78-80
Caston, Toby [LB], Louisiana St.....	87-88
Caviness, Ron [LB], Arkansas.....	66-68
Chancellor, Ken [C], Houston.....	64
Charles, John [S], Purdue.....	71-74
Cheek, Richard [G], Auburn.....	72
Checks, B.W. [RB], Texas Southern.....	65
Childress, Ray [DL], Texas A&M.....	85-91
Cindrich, Ralph [LB], Pittsburgh.....	73-75
Clark, Boobie [RB].....	
Bethune-Cookman.....	79-80
Cline, Doug [LB], Clemson.....	60-66
Clinton, Charles [CB].....	
San Jose State*.....	87
Cobble, Eric [RB], S.W. Texas St*.....	87
Cochrane, Kelly [QB], Miami (FL).....	72
Cole, Linzy [WR], Texas Christian.....	71
Coleman, Pat [WR].....	90-91
Mississippi.....	90-91
Alabama A&M.....	74-81
Compton, Dick [WR], McMurray.....	65
Cooks, Rayford [DE], No. Texas St.*.....	87
Cooper, Joe [K], Cal-Berkeley.....	84
Corker, John [LB], Oklahoma St.....	80-82
Cotney, Mark [S], Cameron St.....	75
Cowlings, Al [LB], So. Calif.....	73-74
Craft, Donnie [RB], Louisville.....	82-83
Craig, Dobie [WR], Howard Payne.....	64
Croyle, Phil [LB], Calif. Berk.....	71-73
Culp, Curley [DT], Arizona St.....	74-80
Culpepper, Ed [DT], Alabama.....	62-63
Cunningham, Dick [LB], Arkansas.....	73
Currier, Bill [DB], S. Carolina.....	77-79
Curry, Bill [C], Georgia Tech.....	73
Cutsinger, Gary [DE], Oklahoma St.....	62-68
D	
Darby, Al [WR], Florida.....	76
Darrington, Chris [WR], Weber St.....	87
Daum, Mitch [TE], Wyoming.....	87
Davidson, Greg [C], No. Texas.....	80-82
Davidson, Pete [WR], Citadel.....	60
Davis, Bob [QB], Virginia.....	67-69
Davis, Bruce [T], U.C.L.A.....	87-89
Davis, Donnie [TE], Southern.....	70
Davis, John [C/C], Georgia Tech.....	87-88
Davis, Marvin [LB], Southern.....	74
Dawkins, Joe [RB], Wisconsin.....	70-76
Dawson, Doug [G], Texas.....	90-91
Dawson, Rhett [WR], Florida St.....	72
Dean, Jimmy [DE], Texas A&M.....	78
Del Greco, Al [K], Auburn.....	91
Dempsey, Tom [K], Palomar, J.C.....	77
Deweall, Willard [TE], S.M.U.....	61-64
Dickenson, Bo [RB], Miss. Southern.....	63
Dickey, Lynn [QB], Kansas State.....	71-75
Dirtrich, John [K], Ball State*.....	87
Dirden, Johnnie [WR], Sam Houston.....	78
Dishman, Cris [CB], Purdue.....	88-91
Dixon, Joe [DT], Tulsa.....	87
Dodge, Kirk [LB], Nev-Las Vegas.....	86
Donaldson, Jeff [S], Colorado.....	84-89
Dornes, Tom [DT], Wisconsin.....	68-71
Donnahey, Kevin [T].....	91
North Carolina.....	91
Dorris, Andy [DE], N. Mexico St.....	77-81
Douglas, John [CB], Texas Southern.....	69-70
Dressel, Chris [TE], Stanford.....	83-86
Drewrey, Willie [WR].....	
West Virginia.....	85-88
Drumgo, Elbert [T], Tennessee St.....	69-77
Dukes, Mike [LB], Clemson.....	60-63
Dumas, Mike [S], Indiana.....	91
Duncan, Brian [RB], S.M.U.....	78
Duncan, Curtis [WR].....	91
Northwestern.....	87-91
Duniven, Tom [QB], Texas Tech.....	77-78
E	
Eaglin, Larry [CB], S.F. Austin.....	73
Eason, Bo [S], Cal-Davis.....	84-87
Eaton, Tracey [S], Portland St.....	88-89
Eccles, Scott [TE], E. New Mexico*.....	87
Edwards, Emmett [WR], Kansas.....	75
Edwards, Stan [RB], Michigan.....	82-86
Elkins, Lawrence [WR], Baylor.....	65-68
Ellender, Richard [WR], McNeese St.....	79
Evans, Robert [E], Texas A&M.....	65
Evans, Norman [T], Texas Christian.....	65
Eyre, Nick [T], Bingham Young.....	81
F	
Fairley, Leonard [S], Alcorn A&M.....	74
Fairs, Eric [LB], Memphis St.....	86-91
Farr, Miller [CB], Wichita State.....	67-69
Faulkner, Stanley [T], Texas.....	64
Fanning, Stan [DE], Idaho.....	68
Fanucci, Mike [DE], Arizona State.....	73

Ferguson, Gene [T], Norfolk State 71-72
 Fields, Angelo [T], Michigan State 80-81
 Fisher, Ed [G], Arizona State 74-82
Flannery, John [G/C], Syracuse ... 91
 Floyd, Don [DE], Texas Christian 60-68
 Foote, James [QB], Delaware Valley .. 74-76
 Ford, Bernard [WR], Central Florida 90
 Foster, Eddie [WR], Houston 77-78
 Foster, Jerome [DE], Ohio State 83-84
 Fowler, Jerry [G], N.W. Louisiana 64
 Fox, Scott [LB], Austin Peay* 87
 France, Doug [T], Ohio State 83-84
 Franklin, Jerrell [G], Southern* 87
 Frazier, Charles [WR], Texas Sou. 62-68
 Frazier, Wayne [C], Auburn 65
 Frazier, Willie [TE],
 Arkansas A&M 64-65, 71-75
 Freelon, Solomon [G], Grambling 72-74
 Frey, Dick [G], Texas A&M 61
 Fritsch, Toni [K], None 77-81
 Frongillo, John [C], Baylor 62-66

**Fuller, William [DE],
 No. Carolina. 86-91**
 Funchess, Tom [T], Jackson State 71-73

G

Garcia, Teddy [K], N.E. Louisiana 90
 Garrison, Gary [WR], San Diego St. 77
 Gehring, Mark [TE], E. Washington* 87
 Gerela, Roy [K], New Mexico St. 69-70
 Germany, Willie [S], Morgan State 75
 Giles, Jimmie [TE], Alcorn U. 77

**Givins, Ernest [WR],
 Louisville 86-91**

Glick, Freddy [S], Colorado St. 61-66
 Golic, Mike [DT], Notre Dame 85-87
 Goode, Tom [C], Miss. State 62-65
 Goodman, Brian [G], U.C.L.A. 73-74
 Gordon, Bobby [S], Tennessee 60
 Gossett, Jeff [P], E. Illinois 87

Graf, Rick [LB], Wisconsin 91

Granger, Hoyle [RB], Miss. St. 66-70, 72
 Grant, Ken [G], Howard Payne 70
 Gray, Leon [DT], Jackson St. 79-81
 Greaves, Gary [DE], Miami (FL) 60
 Green, Dave [P], Ohio 73
 Gresham, Bob [RB], W. Virginia 73-74
 Griffin, Larry [DB], No. Carolina 86
 Grimsley, John [LB], Kentucky 84-90
 Groman, Bill [WR], Heidelberg 60-62, 66
 Groth, Jeff [WR], Bowling Green 79-80
 Gruneisen, Sam [C], Villanova 73
 Guy, Buzz [G], Duke 61
 Guidry, Paul [LB], McNeese St. 73
 Guzik, John [LB], Pittsburgh 61

H

Hadt, John [QB], Kansas 76-77
 Hagwood, Rickey [DE],
 South Carolina* 87
 Halk, Mac [WR], Mississippi 68-71
 Hall, Ken [RB], Texas A&M 60-61
 Hamm, Bob [DE], Nevada Reno 83-84
 Hardeman, Don [RB], Texas A&I 75-77
 Harris, Larry [G], Oklahoma State 78

**Harris, Leonard [WR],
 Texas Tech 87-91**

Hartwig, Carter [DB], U.S.C. 79-84
 Harvey, Claude [LB], Prairie View 70-71
 Harvey, Jim [G], Mississippi 72
 Hatchett, Derrick [CB], Texas 83
 Havig, Dennis [G], Colorado 76
 Hawkins, Nat [WR], Nevada-Las Vegas .. 75
 Hayes, Jim [DT], Jackson State 65-66
 Hayman, Conway [G], Delaware 75-80
 Haymond, Alvin [S], Southern 73
 Helluin, Jerry [DT], Tulane 60
 Henderson, Thomas [LB], Langston 80
 Hennigan, Charles [WR], N.W. La. 60-66
 Herchman, Bill [DT], Texas Tech 62
 Hicks, W.K. [CB], Texas Southern 64-69
 Highsmith, Alonzo [FB],
 Miami (FL) 87-89
 Highsmith, Walter [T], Florida A&M 72
 Hill, Drew [WR], Georgia Tech 85-91
 Hill, Greg [CB], Oklahoma St. 83
 Hill, Kent [G], Georgia Tech 86-87

Hines, Glen Ray [T], Arkansas 66-70
 Hinton, Eddie [WR], Oklahoma 73
 Hoaglin, Fred [C], Pittsburgh 74-75
 Hoffman, Dalton [RB], Baylor 64
 Holigan, Henry [RB], Bishop College 63
 Holmes, Pat [DE], Texas Tech 66-72
 Holmes, Robert [RB], Southern 71-75
 Holston, Mike [WR], Morgan St. 81-84
 Hopkins, Andy [RB], S.F. Austin 71
 Hopkins, Roy [RB], Texas Southern 67-71
 Houston, Ken [S], Prairie View 67-72
 Howell, Pat [G], U.S.C. 83-85
 Howfield, Ian [K], Tennessee 91
 Humphrey, Buddy [QB], Baylor 66
 Hunt, Calvin [C], Baylor 72-73
 Hunt, Daryl [LB], Oklahoma 79-84
 Hunt, Kevin [T], Doane (Neb) 73-77
 Hunter, Herman [RB], Tennessee St* 87
 Husmann, Ed [DT], Nebraska 61-65

J

Jackson, Andrew [RB], Iowa State 87
 Jackson, Bob [RB], New Mexico State 64
 Jackson, Kenny [WR], Penn State 89
Jackson, Steve [CB], Purdue 91
 Jacobs, Ray [DT], Howard Payne 63
 James, Arrike [TE], Delta State 87
 James, John [P], Florida 82-84
 Jamison, Al [T], Colgate 60-62
 Jancik, Bobby [S], Lamar Tech 62-67
 Jaquess, Pete [CB], New Mexico 64-65
 Jefferson, Charles [DB], McNeese St. 79-80
 Jefferson, Thad [LB], Hawaii* 87

**Jeffries, Haywood [WR],
 North Carolina State 87-91**

Jenkins, Al [G], Morris Brown 73
 Johns, Pete [S], Tulane 67-69
 Johnson, Al [S], Cincinnati 72-78
 Johnson, Alex [WR], Miami (FL) 91
 Johnson, Benny [CB], J.C. Smith 70-73
 Johnson, Billy [WR], Widener 74-80
 Johnson, Byron [LB], Baylor* 87
 Johnson, Charley [QB], New Mex. St. 70-71
 Johnson, Ezra [DE],
 Morris Brown 90-91
 Johnson, John H. [RB], Arizona St. 66
 Johnson, Kenny [S], Miss. State 86-89
 Johnson, Lee [P], Brigham Young 85-87
 Johnson, Mike [DE], Illinois 84-85
 Johnson, Rich [RB], Illinois 69

**Johnson, Richard [CB],
 Wisconsin 85-91**

Johnson, Tracy [FB], Clemson 89
 Johnson, Walter [LB],
 Louisiana Tech 87-88
 Johnston, Mark [CB], Northwestern 60-63
 Joiner, Charlie [WR], Grambling 69-72
 Joiner, Tim [LB], L.S.U. 83-84
 Jolley, Lewis [RB], North Carolina 72-73
 Jones, Gene [CB], Rice 61
 Jones, Harris [G], J.C. Smith 73-74
 Jones, Quentin [S], Pittsburgh 89-90

**Jones, Sean [DE],
 Northeastern 88-91**

Jones, Spike [P], Georgia 70
 Jones, Tony [WR], Texas 90-91
Jones, Victor [RB], L.S.U. 90-91
 Jones, Willie [DE], Kansas State 67
 Joyner, Larry [S], Minnesota* 87
 Joyner, Willie [RB], Maryland 84

K

Kafentzis, Kurt [S], Hawaii* 87
 Kay, Bill [CB], Purdue 81-83
 Kellmeyer, Doug [G], B.Y.U.* 87
 Kelley, Mike [C/G], Notre Dame 85-87
 Kelly, Bob [DT], New Mexico St. 61-63
 Kempf, Florian [K], Pennsylvania 82-84
 Kendall, Chuck [S], U.C.L.A. 60
 Kennard, Ken [DE], Angelo State 77-83
 Kennedy, Mike [DB], Toledo 84
 Kerbow, Randy [WR], Rice 63-64
 Kidd, Billy [C], Houston 87
 Kinard, Terry [S], Clemson 90
 Kinderman, Keith [RB], Florida St. 63, 65
 Kiner, Steve [LB], Tennessee 74-78
 King, Claude [RB], Houston 61

King, Kenny [RB], Oklahoma.....	79
Kinney, George [DE], Wylie.....	65
Kirk, Ernest [DE], Howard Payne.....	77
Klotz, Jack [T], Penn State.....	64
Knight, Leander [S], Montclair State.....	90
Knoff, Kurt [DB], Kansas.....	77-78
Koncar, Mark [T], Colorado.....	82
Kozak, Scott [LB], Oregon.....89-91	
Kush, Rod [SJ], Nebraska-Omaha.....	85-86

L

Ladd, Ernie [DT], Grambling.....	66
Lanphear, Dan [DE], Wisconsin.....	60-62
Laraway, Jack [LB], Purdue.....	61
Larkin, Eric [T], Miami (FL)*.....	87
Lathon, Lamar [LB], Houston.90-91	
Lee, Jackey [QB], Cincinnati.....	60-63, 66-67
Ledbetter, Monte [WR], N.W. Louisiana.....	67
LeMoline, Jim [G], Utah State.....	68-69
LeVias, Jerry [WR], So. Methodist.....	69-70
Lewis, Darryl [CB], Arizona.....91	
Lewis, Jess [LB], Oregon State.....	70
Lewis, Richard [LB], Portland St.....	72
Little, John [DT], Oklahoma St.....	75-76
Lou, Ron [C], Arizona State.....	72-73, 76
Loveall, Calvin [CB], Idaho.....	88
Luck, Oliver [QB], W. Virginia.....	82-86
Lumpkin, Ron [CB], Arizona State.....	75
Lyday, Allen [S], Nebraska.....	84-87
Lyles, Robert [LB], T.C.U.....	84-90

M

Madsen, Lynn [DE], Washington.....	86
Maggs, Don [T/G], Tulane.....86-91	
Majors, Joe [DB], Florida State.....	60
Manning, Archie [QB], Mississippi.....	82-83
Maples, Bobby [C], Baylor.....	65-70
Marcof, Chester [K], Hillsdale.....	80
Marcontell, Ed [G], Lamar Tech.....	67
Marshall, Rich [DT], S.F. Austin.....	67-68
Martin, Charles [DT], Livingston.....	87
Matthews, Bruce [G/C], USC..83-91	
Matusak, John [DT], Tampa.....	73
Mauck, Carl [C], Southern Illinois.....	75-81
Maxwell, Tommy [S], Texas A&M.....	74
Mayes, Ben [DT], Drake.....	69
Mayo, Ron [TE], Morgan State.....	73
McCanless, Jim [G], Clemson.....	60
McCloskey, Mike [TE], Penn State.....	83-85
McCollum, Bubba [DT], Kentucky.....	74
McConnell, Brian [LB], Michigan.....	73
McDaniel, Wahoo [LB], Oklahoma.....	60
McDole, Ron [DE], Nebraska.....	62
McDonald, Keith [WR], San Jose St.*.....	87
McDowell, Bubba [S],	
Miami (FL).....89-91	
McFadin, Bud [DT], Texas Austin.....	64-65
McLeod, Bob [TE], Abilene Christian.....	61-65
McMillian, Audrey [CB], Houston.....	85-87
McNeil, Gerald [WR], Baylor.....	90
McNeil, Clifton [WR], Grambling.....	73
McPherson, Don [QB], Syracuse.....	90
Meadows, Darryl [DB], Toledo.....	83-84

Meads, Johnny [LB],	
Nicholls State.....84-91	
Meredit, Dudley [DT], Lamar Tech.....	63-68
Merkerens, Guido [DB/WR], Sam Houston.....	78-80
Meyer, John [LB], Notre Dame.....	66-67
Michael, Rich [T], Ohio State.....	60-66
Mikolas, Doug [NT], Portland State.....	88
Miller, Bill [DT], N. Mexico Highlands.....	62
Miller, Clay [T], Michigan*.....	87
Miller, Ralph [G], Alabama State.....	72-73
Milstead, Charles [QB], Texas A&M.....	60-61
Miotke, Frank [WR], Grand Valley State.....	91
Mitchell, Leroy [CB], Texas Sou.....	69-70

Montgomery, Glenn [DT],	
Houston.....89-91	
Montgomery, Greg [P],	
Michigan St.....88-91	
Montgomery, Mike [WR], Kansas St.....	74
Moon, Warren [QB],	

Washington.....84-91	
Moore, Ricky [FB], Alabama*.....	87
Moore, Zeke [CB], Lincoln.....	67-77
Morari, Eric [T], Washington.....	84-86
Morgan, Karl [DT], U.C.L.A.....	86
Moriarty, Larry [FB], Notre Dame.....	83-86
Moroski, Mike [QB], Cal-Davis.....	85
Morris, Dennis [LB], Oklahoma.....	60-61
Morrison, Ron [T], New Mexico.....	60
Moseley, Mark [K], S.F. Austin.....	71-72
Mrosko, Bob [TE], Penn State.....	89
Mullins, Eric [WR], Stanford.....	84-85
Munchak, Mike [G],	
Penn State.....82-91	
Murdock, Guy [C], Michigan.....	72
Murphy, Mike [LB], SW Mo. State.....	79
Musgrove, Spain [T], Utah State.....	70

N

Naponic, Bob [QB], Illinois.....	70
Neil, Kenny [DE], Iowa State*.....	87
Nelson, Benny [S], Alabama.....	64
Nery, Ron [DE], Kansas State.....	63
Newsome, Tony [CB], S.F. Austin.....	87
Nicholson, Oliver [LB], Texas So.....	75
Nielsen, Clifford [QB], BYU.....	78-83
Nix, Kent [QB], Texas Christian.....	72
Norgard, Erik [C], Colorado.....90-91	
Norton, Jim [S], Idaho.....	60-68

O

Odum, Sammy [LB], N.W. Louisiana.....	71
Olerich, Dave [LB], San Francisco.....	71
Oliver, Hubert [FB], Arizona.....	86
Onesti, Larry [LB], Northwestern.....	62-65
Orlando, Bo [S], West Virginia90-91	
Otto, Bob [DE], Idaho State*.....	87
Owens, Joe [DE], Alcorn State.....	76

P

Parker, Willie [DT], Arkansas A&M.....	67-70
Parks, Billy [WR], Cal St. Long Beach.....	73-75
Parks, Dave [WR], Texas Tech.....	73
Parks, Jeff [TE], Auburn.....	86-87
Parrish, Bernie [CB], Florida.....	66
Parsley, Cliff [P], Oklahoma State.....	77-82
Pastorini, Dan [QB], Santa Clara.....	71-79
Peacock, Johnny [S], Houston.....	69-70
Pease, Brent [QB], Montana.....	87-88
Peguese, Willis [DE],	
Miami (FL).....90-91	
Pennison, Jay [C], Nicholls St.....	86-90
Perkins, Willis [G], Texas Sou.....	61-63
Perry, Vernon [S], Jackson St.....	79-82
Perlo, Phil [G], Maryland.....	60
Petersmark, Brett [C], E. Michigan*.....	87
Pettyjohn, Barry [T], Pittsburgh.....	87
Phillips, Wes [T], Lenoir Rhyne.....	79
Pinkett, Allen [RB], Notre Dame.....	86-91
Pitts, Hugh [C], Texas Christian.....	60
Poole, Bob [TE], Clemson.....	66-67
Poole, Larry [RB], Kent State.....	78
Post, Dickie [RB], Houston.....	71
Pritchard, Ron [LB], Arizona State.....	69-72

Q

Queen, Jeff [TE], Morgan State.....	74
Quinn, Steve [C], Notre Dame.....	68

R

Randall, Tom [G], Iowa State.....	79
Randle, Tate [DB], Texas Tech.....	82
Ransom, Brain [QB], Tenn. St.....	83-84
Reaves, John [QB], Florida.....	81
Reed, Alvin [TE], Prairie View.....	67-72
Reed, Leo [G], Colorado St.....	61
Regner, Tom [G], Notre Dame.....	67-72
Reihner, Geor. [G], Penn State.....	77-80, 82
Reinfeldt, Mike [S], Wisconsin-Milwaukee.....	76-83
Renfro, Mike [WR], T.C.U.....	78-83
Rhorne, Jerry [QB], Tulsa.....	70
Rice, Andy [DT], Texas Southern.....	67
Rice, Floyd [LB], Alcorn A&M.....	71-73
Rice, George [DT], Louisiana St.....	66-70
Richardson, Mike [RB], S.M.U.....	69-71
Rieves, Charles [LB], Houston.....	64

Riley, Avon [LB], U.C.L.A.	81-86
Roaches, Carl [KR], Texas A&M.....	80-84
Roberts, Guy [LB], Maryland.....	72-75
Robertson, Bob [T], Illinois.....	68
Robertson, Marcus [S], Iowa.....	91
Robinson, Paul [RB], Arizona.....	72-73
Rodgers, Willie [RB], Kentucky State.....	72-75
Romano, Jim [C], Penn State.....	84-86
Rossovich, Tim [LB], So. California.....	76
Rozier, Mike [RB], Nebraska.....	85-90
Rucker, Conrad [TE], Southern.....	78-79
Rudolph, Council [DE] Kentucky State.....	72
Rushing, Marion [LB], Southern Illinois.....	68

S

Salem, Harvey [T], Cal-Berkeley.....	83-86
Sampson, Greg [T], Stanford.....	72-78
Saul, Ron [G], Michigan State.....	70-75
Sawyer, John [TE], So. Mississippi.....	75-76
Schmidt, Bob [C], Minnesota.....	61 63
Schuhmacher, John [G], U.S.C.....	78-85
Seale, Eugene [LB], Lamar.....	87-91
Severson, Jeff [S],	

Cal. State Long Beach.....	73-74
Shirkey, George [DT], S.F. Austin.....	60-61
Simerson, John [G], Purdue.....	60
Simonsen, Todd [T], So. Dakota State.....	76
Skaugstad, Daryle [DT],	

Cal-Berkeley.....	81-82
-------------------	-------

Slack, Reggie [QB], Auburn...90-91	
Sledge, Leroy [RB], Bakersfield J.C.....	71
Small, Donovan [S], Minnesota*.....	87
Smiley, Tom [RB], Lamar Tech.....	70

Smith, Al [LB], Utah State.....87-91	
---	--

Smith, Bob [S], Miami (OH).....	68
Smith, Bubba [DE], Michigan State.....	75-76
Smith, Dave [RB], Ripon.....	60-64
Smith, Dave [WR], Indiana-Pa.....	72

Smith, Doug [DT], Auburn.....85-91	
---	--

Smith, Larry [LB], Kentucky*.....	87
Smith, Sid [C], So. California.....	74
Smith, Tim [WR], Nebraska.....	80-86
Smith, Tody [DE], So. California.....	73-76
Sochia, Brian [DT], N.W. Oklahoma.....	83-85
Sowells, Rich [DB], Alcorn State.....	77
Spears, Anthony [DE], Portland State.....	89
Spence, Julian [S], Huston-Tillotson.....	60-61
Spikes, Jack [RB], Texas Christian.....	65
Stabler, Ken [QB], Alabama.....	80-81
Steinfeld, Al [G/T], C.W. Post.....	83

Steinkuhler, Dean [G/T],	
---------------------------------	--

Nebraska.....84-91	
---------------------------	--

Stemrick, Greg [CB], Colorado St.....	75-82
Stensrud, Mike [DT], Iowa State.....	79-85
Stith, Carel [DT], Nebraska.....	67-69
Stoepel, Terry [T], Tulsa.....	70
Stone, Donnie [RB], Arkansas.....	66
Stotter, Rich [LB], Houston.....	68
Strahan, Arthur [DE], Texas Southern.....	65
Stringer, Art [LB], Ball State.....	77-81
Stroth, Vince [G], B.Y.U.....	87-88
Studaway, Mark [DE], Tennessee.....	84
Studdard, Les [C], Texas.....	83
Sturm, Jerry [C], Illinois.....	71
Suci, Bob [S], Michigan State.....	62
Suggs, Walt [T], Miss. State.....	62
Sullivan, Kent [P], Cal Lutheran.....	91
Superick, Steve [P], West Virginia*.....	87
Sutton, Mickey [S], Auburn.....	66
Swatland, Dick [G], Notre Dame.....	68

T

Talamini, Bob [G], Kentucky.....	60-67
Tasker, Steve [WR], Northwestern.....	85-86
Tatum, Jack [DB], Ohio State.....	80
Taylor, Altie [RB], Utah State.....	76
Taylor, Lionel [WR],	
New Mexico Highlands.....	67-68
Taylor, Malcolm [DE],	
Tennessee State 82-83,86.....	
Thomas, Bill [RB], Boston College.....	73
Thomas, Dee [CB], Nicholls State.....	90
Thomas, Earl [WR], Houston.....	76
Thomas, Lee [DE], Jackson State.....	75
Thomaselli, Rich [RB],	
West Virginia Wesleyan.....	81-82
Thompson, Emmuel [CB], Texas A&M*.....	87

Thompson, Ted [LB], S.M.U.....	75-84
Tileman, Mike [DT], Montana.....	71-72

Tilman, Spencer [RB],	
Oklahoma.....87-88	

Tobin, Bill [RB], Missouri.....	63
Tolar, Charles [RB], N.W. Louisiana.....	60-66
Tolbert, Jim [CB], Lincoln.....	72
Towns, Morris [T], Missouri.....	77-83
Trammell, Allen [S], Florida.....	66
Trask, Orville [DT], Rice.....	60-61
Trull, Don [QB], Baylor.....	64-69
Tullis, Willie [DB], Troy State.....	81-84
Turner, Dwain [DT], Rice*.....	87

U

Underwood, Ofen [LB], Texas.....	66-70
----------------------------------	-------

V

Valentine, Ira [RB], Texas A&M.....	87
Vanoy, Vernon [DT], Kansas.....	73
Verhulst, Chris [TE], Chico State.....	88-89
Viltz, Theo [CB], So. California.....	66
Vogel, Paul [LB], South Carolina*.....	87
Voight, Mike [RB], N. Carolina.....	77

W

Waincott, Lloyd [LB], Texas.....	69-70
Walker, Wayne [K], N.W. Louisiana.....	68
Wallace, Ray [FB], Purdue.....	86-87
Wallner, Fred [G], Notre Dame.....	60
Walls, Herkie [WR], Texas.....	83-84
Walsh, Ward [RB], Colorado.....	71-72
Walters, Joey [WR], Clemson.....	87
Walton, Sam [T], East Texas State.....	71
Washington, Ted [LB], Miss. Valley.....	73-82
Washington, Vic [RB], Wyoming.....	74
Watson, Ed [LB], Grambling.....	69
Webster, George [LB], Michigan St.....	67-72
Wegenier, Bucky [DT], Missouri.....	62-63
Weger, Mike [S], Bowling Green.....	76-77
Weir, Sammy [WR], Arkansas State.....	65
Wellman, Gary [WR], U.S.C.....91	
Wells, Robert [T], J.C. Smith.....	72
Wells, Terence [RB], So. Mississippi.....	74
Wharton, Hogan [G], Houston.....	60-63
White, Bob [RB], Ohio State.....	60
White, Jim [DE], Colorado State.....	74-75
White, John [TE], Texas Southern.....	60-61

White, Lorenzo [RB],	
-----------------------------	--

Michigan State.....88-91	
---------------------------------	--

White, Robert, [CB], Lamar*.....	87
Whitley, Wilson [DT], Houston.....	83
Whittington, C.L. [FS], Prairie View.....	74-78
Wilkerson, Doug [G], N. Carolina Cent.....	70

Williams, David [T], Florida.....89-91	
---	--

Williams, Doug [T/G], Texas A&M.....	86-88
Williams, Jamie [TE], Nebraska.....	84-88

Williams, Lee [DE],	
----------------------------	--

Bethune-Cookman.....91	
-------------------------------	--

Williams, Maxie [G], S.E. Louisiana.....	65
Williams, Oliver [WR], Illinois*.....	87
Williams, Ralph [G], Southern.....	82
Williams, Richard [RB], Memphis State.....	84
Williams, Sam [CB],	
New Mexico Highlands.....	76
Willis, Fred [RB], Boston College.....	72-77
Wilson, J.C. [DB], Pittsburgh.....	78-83
Wilson, Tim [RB/TE], Maryland.....	77-82
Wisener, Gary [CB], Baylor.....	61
Witcher, Albert [S], Baylor.....	60
Witkowski, John [QB], Columbia.....	86-87
Wittenborn, John [G], S.E. Missouri.....	64-68
Woods, Glenn [DT] Prairie View.....	69
Woods, Robert [WR], Grambling.....	78
Woolfolk, Butch [RB], Michigan.....	85-86
Wright, Elmo [WR], Houston.....	75
Wyatt, Alvin [CB], Southern.....	73

Y

Yarno, George [C/G], Washington State.....	89
Yeats, James [TE], Florida.....	60
Young, Almon [G], Bethune-Cook.....	87
Young, Bob [G], Howard Payne.....	71-80
Young James [DE], Texas Sou.....	77-79

Z

Zaeske, Paul [WR], North Park.....	69-70
Zendejas, Tony [K], Nev.-Reno.....	85-90

HALL OF FAME OILERS

GEORGE BLANDA



KEN HOUSTON



EARL CAMPBELL



Three former Oilers have achieved the ultimate honor in their sport—induction into the Pro Football Hall of Fame in Canton, Ohio. The distinguished trio includes George Blanda (inducted in 1981), Ken Houston (inducted in 1986), and Earl Campbell (inducted in 1991).

Blanda played quarterback and was the placekicker for the Oilers from 1960-66 during an NFL-record 26-year career (Bears 1949, Colts 1950, Bears 1950-58, Raiders 1967-75). His NFL career records include most games (340), most points (2002), most PATs (943), and second in most field goals (335). As an Oiler, Blanda led the team to back-to-back AFL championships in 1960 and '61. He was the team's leading passer and scorer in each of his seven Oiler seasons. Blanda's 36 touchdown passes in 1961 stood as an NFL record for 23 years. Included among his Oiler records are most touchdown passes (165), most points (596), most field goals (91), and most PATs (299).

Houston is considered one of the finest safeties in NFL history. Originally a ninth round draft choice from Prairie View (three-time national champions), he played 14 seasons, including 1967-72 for the Oilers and 1973-80 for the Redskins. He finished his career with 49 interceptions before retiring to pursue a coaching career. In 14 seasons, Houston achieved Pro Bowl status an amazing 12 consecutive

times (1968-69 AFL, 1970-79 NFL), including five selections as an Oiler and seven as a Redskin. At one point in his career, Houston played in 183 consecutive games. He still holds NFL records for most interceptions returned for a touchdown in a career (9), in a season (4, 1971), and in a game (tied-2, vs. San Diego 12/19/71).

Campbell's career achievements are profiled in the "Retired Jerseys" section of this media guide.



Earl Campbell salutes his appreciative fans on the night his jersey was retired, August 13, 1987.



RETIRED JERSEYS

JIM NORTON #43



ELVIN BETHEA #65



EARL CAMPBELL #34



In the 32-year history of the Houston Oilers, only three players have had the distinction of having their jersey number retired. That honor belongs only to #43, Jim Norton; #65, Elvin Bethea; and #34, Earl Campbell.

Norton played nine seasons for the Oilers (1960-68) as a safety and as a punter, establishing team records at both positions. As a rookie from the University of Idaho, Norton was a member of the Oilers' 1960 AFL Championship team. A four-time league all-star, he holds the Oiler record for most interceptions in a career with 45. Also an accomplished punter, Norton is tops in club history with 519 career punts, a 42.3-yard career average, and a long kick of 79 yards (11/22/64 vs. Kansas City).

Bethea joined the Oilers in 1968 after an outstanding career at North Carolina A&T. He started at defensive end in the opener in '68 and didn't miss a game until breaking his arm in November, 1977. That streak of 135 consecutive games played still stands as a club standard. Bethea also holds the Oiler records for most games played (210), most seasons played (16, 1968-83), and most Pro Bowl appearances (tied-7, 1971-75 and 1978-79). Bethea led the team in quarterback sacks six times, including a career-best mark of 14 in 1976. The Oilers honored him with an "Elvin Bethea Appreciation Night" on August 4, 1983.

Campbell's jersey is the most recent to be retired, being honored at a ceremony on August 13, 1987. He came to Houston as the first player selected in the 1978 NFL draft after having won the 1977 Heisman Trophy at the University of Texas (he was later selected as the Southwest Conference's Offensive Player of the Decade for the 1970's). Campbell played eight NFL seasons (6 1/2 for Houston, 1 1/2 for New Orleans) from 1978-85 and ranked as the seventh leading rusher in league history with 9407 yards. In addition, he was eighth all-time in NFL annals in both rushing touchdowns (74) and attempts (2187). Known as "The Tyler Rose," he led the league in rushing in each of his first three seasons, winning the NFL's Most Valuable Player award in each of those years. Campbell's string of four consecutive 1000-yard seasons beginning with his rookie year was interrupted by the strike-shortened nine-game season in 1982. However, he posted his fifth 1000-yard effort the following season. During his career, Campbell was selected to five Pro Bowls (1978-81, 1983). Campbell holds virtually every Oiler rushing record including most yards in a career (8574) and in a season (1934 in 1980). His 19 rushing touchdowns in 1979 was the third highest single-season total in NFL history while that 1934 yards in '80 was also the third best in the league record book. One of Campbell's highest honors occurred when he was officially designated as a Texas Legend by the State Legislature. Davy Crockett, Sam Houston, and Stephen F. Austin are the only others to achieve that high-ranking honor, and Campbell is the only designee in this century.

Norton, Bethea, and Campbell's jerseys are permanently displayed at the Oilers' training facility and serve as a constant reminder of their tremendous contributions to the City of Houston and to the Oilers.



HISTORICAL HIGHLIGHTS

1959

- August 3**—K.S. "Bud" Adams, Jr. announces Houston's entry into the American Football League.
- August 15**—AFL formally organized with six cities—Los Angeles, New York, Denver, Dallas, Houston and Minneapolis-St Paul.
- October 18**—John W. Breen hired as Oiler Player Personnel Director.
- October 31**—Adams names the team "Oilers"—"for sentimental and social reasons."
- November 22**—AFL conducts first player draft. Oilers select Heisman Trophy winner Billy Cannon of LSU.
- December 8**—Oilers sign first players Don Hitt and Tony Banfield, both of Oklahoma State.

1960

- January 1**—Oilers sign their first draft choice in LSU's Billy Cannon.
- January 3**—Oilers name former Cleveland great Lou Rymkus as first head coach.
- January 24**—Walt Schlinkman named to Oiler coaching staff as offensive backfield coach.
- February 20**—Oilers sign veteran pro quarterback George Blanda.
- March 8**—Houston School Board approves lease of Jeppesen Stadium to K.S. "Bud" Adams, Jr., and gives permission to increase seating capacity from 22,000 to 36,000.
- June 21**—Court rules that Billy Cannon will play with the Houston Oilers.
- July 15**—Houston opens first training camp at the University of Houston with daily practices to be held at Busch Field during season.
- August 6**—Oilers lose, 27-10, to Dallas Texans in first pre-season game at Tulsa.
- August 20**—Oilers defeat Denver, 42-3, before 18,500 in home debut at Jeppesen.
- September 11**—Oilers win first regular season contest 37-22, over Oakland in San Francisco. Charles Hennigan scores first Oiler TD on a 43-yard pass from George Blanda. Dave Smith scored first Oiler TD rushing on 8-yard run. Smith had 104 yards on 19 carries during game.
- December 11**—Oilers clinch AFL Eastern Division title with 31-23 win over Buffalo in Houston.
- December 29**—Lou Rymkus named AFL's first Coach of the Year.

1961

- January 1**—Oilers win first AFL Championship by defeating Los Angeles Chargers, 24-16, before 32,000 fans at Jeppesen Stadium. Billy Cannon was named game's MVP; Blanda completed 16 of 32 passes for 301 yards and three TDs. Winning players share: \$1,016.42.
- September 9**—Oilers open regular season with a 55-0 rout of Oakland at Jeppesen despite threats from Hurricane Carla.
- October 16**—Wally Lemm replaces Lou Rymkus as head coach after Oilers have only a tie, one victory and three losses in five starts.
- October 22**—Oilers defeat Dallas Texans, 38-7, in first outing under Wally Lemm. George Blanda comes off the bench to throw three TD passes, kick 53-yard field goal and three PAT's.
- October 29**—George Blanda sets AFL passing record with 464 yards on 18 of 32 for four TD's as Oilers win 28-16 at Buffalo.
- November 19**—George Blanda throws seven touchdown passes against New York in 49-13 win to set AFL record and the all-time pro record.
- December 3**—Oilers defeat previously unbeaten San Diego, 33-13 before Houston's largest crowd, 37,845. Charles Hennigan catches 10 passes for 214 yards and three TD's. George Blanda hits on 20 of 34 attempts for 351 yards and four TD's and kicks AFL record 55-yard field goal.
- December 10**—Billy Cannon scores five TD's (3 rushing, 2 receiving) carries 25 times for 216 yards, and has five catches for 115 yards to account for 330 total yards of offense (of team's 473) as Oilers defeat New York, 48-21, in Polo Grounds.
- December 17**—Oilers win second straight Eastern Division crown by beating Oakland, 47-16, in Oakland. Oilers become first pro team in history to score over 500 points in one season with 513 points in 14 games.
- December 20**—Wally Lemm named AFL Coach of the Year.
- December 23**—George Blanda named AFL Player of the Year.
- December 24**—Oilers win second straight AFL title, defeating San Diego 10-3, in San Diego. Billy Cannon wins MVP award for second straight year. Winning players share: \$1,724.00.

1962

February 23—Wally Lemm resigns to become head coach of St. Louis Cardinals.

March 5—Oilers name Frank "Pop" Ivy as head coach.

September 9—Oilers open regular season play with 28-23 win at Buffalo.

September 16—Oilers lose to Boston, 34-21, in first pro game in historic Harvard Stadium.

October 14—Oilers set AFL scoring record with 56-17 win over New York as George Blanda hits on six TD passes.

December 15—Oilers win third consecutive Eastern Division title 44-10 over New York. Charlie Tolar gets 107 yards on 18 carries to become the first Oiler back to gain over 1,000 yards in one season. His total was 1,012 on 244 carries. Oilers compile best regular season record in club's history with 11 wins, three losses.

December 23—Oilers lose AFL title to Dallas Texans, 20-17, in historic six-quarter game.

1963

December 15—Oilers lose 52-49 at Boston in "Pop" Ivy's final game as head coach.

1964

March 1—Oilers announce building of a new training site at Fannin and Braeswood.

June 2—Frank "Pop" Ivy relieved of head coach-general manager duties. "Bud" Adams names Sammy Baugh the new head coach and Carroll Martin the new general manager.

July 15—Oilers open training camp at new site—Fannin and Braeswood.

August 14—Oilers loan Jacky Lee to Denver for two years; receive defensive lineman Bud McFadin and No. 1 draft choice.

September 8—Oilers trade Billy Cannon to Oakland for Bob Jackson, Sonny Bishop, and Dobie Craig.

September 13—Rookie Sid Blanks sets AFL record with 91-yard TD run against New York in Houston.

December 18—Sammy Baugh resigns as Oiler head coach.

December 20—Oilers play final game in Jeppesen Stadium, defeating Denver, 34-15 to end season with 4-10 record. Charles Hennigan catches 101st pass of season to set new all-time pro record.

December 22—Hugh "Bones" Taylor named Oiler head coach as Sammy Baugh stays on staff as assistant.

1965

June 5—Oilers announce they will not play in Harris County Dome Stadium because of "unrealistic lease agreement." Sign five-year lease with Rice University for use of Rice Stadium.

1966

January 13—K.S. "Bud" Adams, Jr. names Don Klosterman as Oilers' Executive Vice-President and General Manager.

January 29—Wally Lemm is named Oiler Head Coach by Dan Klosterman.

June 8—Oilers sign Ernie Ladd; Commissioner awards Willie Frazier and Pete Jaquess to San Diego in compensation.

June 9—The AFL and NFL announce plans to merge into one league by 1970. Common draft and championship game are scheduled immediately.

September 3—Oilers open regular season play with 45-7 home victory over the Denver Broncos. Denver was held to no first downs, an AFL record.

November 17—Oilers relinquish rights to Ralph Neely to Dallas. Oilers receive in return Dallas' first draft choice and two others. Teams (Dallas-Houston) announce three pre-season games with first set for Houston in 1967.

1967

March 14—First common draft between AFL and NFL; Oilers take Michigan State All-America George Webster as their No. 1 choice.

April 2—Oilers announce they will hold 1967 training camp at Schreiner Institute in Kerrville, Texas. Only third time in history Oilers will have trained outside Houston.

April 15—Oilers sign their No. 1 draft choice in Michigan State's two-time All-America linebacker George Webster.

December 17—Oilers clinch Eastern Division title with 24-17 win over San Diego at Rice Stadium and become first team to go from cellar to division title in one season, a feat accomplished with 15 rookies on the squad.

December 20—Four Oilers are named to All-AFL team. Defensive end Pat Holmes, cornerback Miller Farr, guard Bob Talamini, and rookie linebacker George Webster named to AFL elite unit.

December 23—Oiler linebacker George Webster, the number one choice

from Michigan State, is unanimous choice as AFL's Defensive Rookie of the Year.

December 23—Oilers complete regular season with 41-10 romp over Miami Dolphins in Orange Bowl and wrap up Eastern Division Championship.

1968

January 1—Oakland Raiders break open close game in second quarter and wallop Oilers, 40-7, in AFL championship game. Only Oiler TD comes in fourth quarter on pass from Pete Beathard to Charles Frazier.

February 10—Oiler owner K.S. "Bud" Adams, Jr. announces that Oilers will move to the Harris County Dome Stadium for the 1968 season. Contract with Rice will be settled.

June 27—NFL players vote to strike as negotiations between owners and players falter and threaten the start of '68 training camps. Conflict arose over wages and pension plan.

July 6—NFL owners postpone the start of all training camps until settlement of wage-pension dispute with NFL Players Association.

1969

January 25—Oiler linebacker George Webster is one of four AFL players named to Pro Football Writers Association's first combined All-Pro team.

April 15—Jim Norton, last of the original Houston Oilers, announces his retirement after nine years and Oiler owner K.S. "Bud" Adams, Jr. retires his number 43 jersey.

May 10—Historic merger of AFL-NFL sees Cleveland, Pittsburgh, and Baltimore switch to AFL to form two 13-team divisions to be known as the American and National Football Conference of the National Football League.

August 28—Oilers lose heartbreaking 14-11 decision to Dallas Cowboys in Astrodome before standing room-only crowd.

December 14—Oilers need victory over Boston in Astrodome to assure playoff spot as runner-up team in Eastern Division despite 5-6-2 record. Oilers come from behind to take 27-23 triumph and finish with 6-6-2 record.

December 21—Oilers lose bid for championship in 56-7 loss to Oakland in playoff game. Daryle Lamonica hurls six TD passes for Raiders. Kansas City defeated New York, 13-6 to set up all-Western Division title game. Kansas City wins AFL title 17-7 over Oakland.

December 23—George Webster named All-Pro for third consecutive year.

1970

January 15—Oiler linebacker George Webster named to Pro Football Hall of Fame's All-Time AFL defensive unit. The three-year Oiler veteran was youngest and least experienced player named to the team.

January 21—Oilers trade quarterback Pete Beathard and cornerback Miller Farr to St. Louis Cardinals for quarterback Charley Johnson and cornerback Bob Atkins.

June 30—Oiler veterans join NFL Players Association strike. Owners bar veterans from training camps. Dispute revolved around pension plan.

July 14—Oilers open training camp at Schreiner Institute in Kerrville, Texas with only rookies reporting.

August 3—Veterans report to training camp after settlement of NFL-NFLPA pension dispute.

August 29—Oilers defeat Dallas Cowboys, 37-21 in Astrodome as Jerry LeVias scores three touchdowns in game.

November 1—Oiler Head Coach Wally Lemm, who led Oilers to AFL title in 1961 and to Eastern Division title in 1967, announces he will retire at the end of 1970 season.

1971

January 21—Oiler owner K.S. "Bud" Adams, Jr. names Ed Hughes to be the sixth head coach in Oiler history.

January 26—Oilers trade running back Hoyle Granger, tackle Terry Stoepel, and defensive end Charles Blossom to New Orleans for defensive tackle Dave Rowe and wide receiver Ken Burrough.

January 28—The Oilers, who pick third behind Boston and New Orleans in the college draft, select quarterback Dan Pastorini of Santa Clara in the first round and grab quarterback Lynn Dickey of Kansas State in the third round.

May 5—Oilers name John W. Breen as general manager, replacing Bob Brodhead. Breen was the first employee hired by Oiler owner K.S. "Bud" Adams, Jr. in 1959 when the American Football League was formed.

July 24—Oilers' number one draft choice, Dan Pastorini of Santa Clara, signs contract.

July 31—Oilers battle Los Angeles Rams in Hall of Fame game in Canton, Ohio with Rams winning 17-6

December 12—Safety Ken Houston ties all-time pro record for touchdowns on interceptions with theft against Buffalo in Oilers' 20-14 victory; Houston tied record of seven set by Erich Barnes and Herb Adderley.

December 19—Oilers close out season with third straight victory by blasting San Diego, 49-33 for highest point production since 1963. Ken Houston establishes all-time pro record with two touchdowns on interceptions. The five-year veteran intercepted successive John Hadl passes in the third quarter and returned them for touchdowns of 35 and 29 yards to run his career total to 9. His four returns of interceptions for TDs in one year is also an NFL record.

December 24—Oiler defensive end Elvin Bethea and safety Ken Houston are named to AFC Pro Bowl squad. It was second straight selection for Houston.

December 30—Oilers name former Florida State and Rice University coach Bill Peterson as their new head coach.

1972

February 1—Greg Sampson, a 6-5 1/2, 265-pound defensive tackle from Stanford, is Houston's No. 1 draft choice.

March 21—K.S. "Bud" Adams, Jr. spearheads a drive which lands the 1974 Super Bowl game for Houston. The game will be played in Rice Stadium on January 13, 1974.

April 9—Walt Schlinkman named by Oilers as Director of Player Personnel.

June 8—Ken Houston named best strong safety in pro football by Pro Football Weekly.

July 8—Oilers sign No. 1 draft choice Greg Sampson from Stanford to multi-year contract.

October 1—Oilers stun Joe Namath and New York Jets, 26-20, in the Astrodome for only victory of 1972 season.

October 23—Guy Murdock, Oilers' rookie center, named to UPI's All-Rookie team.

1973

March 2—Veteran coach and front office executive Sid Gillman accepts position of Executive Vice-President and General Manager of Houston Oilers, replacing John Breen who retired.

October 16—Bill Peterson is fired as head coach of Oilers after 48-20 loss to Denver, making Peterson's regular season record in 1 1/2 years 1-18. Sid Gillman assumes dual role of General Manager-Head Coach for the rest of year.

November 5—Oilers win only game of 1973 season, 31-27, over Baltimore Colts as Lynn Dickey completes 22 of 32 passes for 340 yards and three touchdowns.

December 19—Oiler defensive end Elvin Bethea named to Pro Bowl team for third straight year.

1974

January 18—Sid Gillman announces decision to remain as General Manager-Head Coach for at least one more season, ending speculation that a new head coach would be named.

February 8—Former New Orleans and New York Jets coach Ed Biles joins Oilers as defensive assistant.

March 7—O.A. "Bum" Phillips, a veteran Texas high school and college coach who was with Sid Gillman at San Diego, is hired by Oilers as defensive coordinator.

April 20—NFL owners, meeting in New York, vote in sweeping rule changes designed to open up the game with more offense.

July 6—Oiler rookies report to training camp amid pickets carried by Oiler veterans who were members of the National Football League Players' Association. The NFLPA went on strike against the owners officially on July 1.

August 3—Oilers win first opening pre-season game since 1969 with 16-7 victory over the New York Giants. The game was played mostly with rookies and free agents since the veterans were on strike.

August 11—NFLPA strike ends for 14-day "cooling-off" period and Oiler veterans report to camp.

August 28—Oiler tackle John Matuszak tries to jump his contract and sign with World Football League Houston Texans. Oilers obtain temporary restraining order and present it to Matuszak at Texans' game with New York Stars. Matuszak is put on inactive list until trial.

September 5—Oilers and WFL Texans meet in court over John Matuszak dispute.

September 9—State District Judge Arthur Leshner grants temporary injunction against John Matuszak playing for any other team than Oilers until further court hearings. Matuszak remains on inactive list.

September 15—Oilers open regular season with 21-14 win over San Diego, Houston's first regular season home victory since October 1, 1972.

October 22—Oilers trade John Matuszak and No. 3 draft choice to Kansas City for Curley Culp and draft choice, ending court battle.

December 15—Oilers defeat Cleveland for first time in history, 28-24, and complete a 7-7 season, the best in Houston since 1968.

1975

January 2—Assistant General Manager Dan Downs resigns, citing differences with Head Coach-General Manager Sid Gillman.

January 25—O.A. "Bum" Phillips named Oiler head coach by Sid Gillman who says he will remain in single role as general manager.

January 28—Oilers pick Jackson State linebacker Robert Brazile in the first round of the NFL draft. Brazile was the sixth player picked in the draft. Houston also took Texas A&I running back Don Hardeman with a later first round selection, and chose Kansas wide receiver Emmett Edwards in the second round.

February 14—Sid Gillman leaves Oilers as general manager by mutual consent with owner "Bud" Adams. Bum Phillips adds title of general manager to head coaching duties.

August 2—Rookies Emmett Edwards of Kansas, Robert Brazile of Jackson State, and Don Hardeman of Texas A&I are Oiler rookies participating in College All-Star game against world champion Pittsburgh Steelers in Chicago.

September 21—Oilers open 1975 NFL season with 7-0 win over New England Patriots. Only TD was fumble return for score by Oilers' Willie Germany in first quarter.

October 12—Houston scores its first win in history at Cleveland with 40-10 triumph.

October 19—Oilers come from behind to defeat Washington 13-10 in Astrodome for first win ever over NFC team.

November 16—Oilers rebound from Pittsburgh loss with 20-19 win over Miami as Billy Johnson ties all-time pro record for TD's in one season on returns (4).

December 7—Oilers bounce back from two straight losses to defeat San Francisco, 27-13, to complete sweep of NFC teams. Billy Johnson missed all-time return record when he missed TD by one yard, returning punt 76 yards to 49er one-yard line.

December 14—Oilers score on game's final play to nip Oakland 27-26 for first win over Raiders since 1966. Dan Pastorini passed two yards to tight end Mack Alston for the score and Skip Butler kicked the extra point. Oakland had won eight straight games from the Oilers.

December 21—Oilers close out finest season since 1962 with 21-10 win over Cleveland, giving Bum Phillips a 10-4-0 record in his first year as a head coach. Oilers set a new home attendance record, averaging 48,000 in seven home games.

December 31—U.S. District Judge Earl F. Larson declared the Pete Rozelle Rule was illegal, thus taking the option-compensation clause out for NFL teams.

1976

January 27—NFC All-Stars come from behind to nip AFC All-Stars in annual Pro Bowl game in New Orleans Superdome, but Oilers' Billy Johnson named MVP of game. He set new records including 90-yard TD gallop on punt return. Oilers had five players—Curley Culp, Elvin Bethea, Ken Burrough, Dan Pastorini, and Billy Johnson play. Pastorini passed 64 yards to Burrough for an AFC score.

February 10—Wade Phillips, son of Head Coach Bum Phillips, named to Oiler coaching staff as linebacker coach. Phillips had been an assistant at University of Kansas.

March 1—Ladd K. Herzog appointed Financial Vice-President of the Houston Oilers and elected to the Board of Directors.

April 1—Oilers lose Fred Hoaglin, Mark Cotney, and Jesse O'Neal in NFL expansion draft.

April 2—Oilers trade quarterback Lynn Dickey to Green Bay for quarterback John Hadl, cornerback Ken Ellis, draft choices, and cash.

April 9—Oilers make Mike Barber of Louisiana Tech their number one pick in the 1976 college draft. Oilers did not have first round selection, so Barber was picked in second round or 48th player in draft selected.

September 4—Jim McLemore, Oiler public relations director, is stricken with a fatal heart attack just before the Houston-Dallas pre-season game at Texas Stadium.

1977

January 14—Head Coach and General Manager O.A. "Bum" Phillips announces the appointment of Ken Stipp as offensive coordinator with King Hill becoming receiver coach, and the appointment of Joe Bugel as offensive line coach.

February 2—Pat Pepler is named assistant general manager.

May 3—Oilers draft offensive tackle Morris Towns of Missouri as their first-round pick.

October 9—Oilers march into first place in the AFC Central Division after whipping Pittsburgh 27-10 at the Astrodome, but lose Dan Pastorini to an ankle and back injury.

November 6—With a healthy Dan Pastorini back in the lineup, Oilers come of age with a 47-0 blasting of Chicago, a team that went on to be the NFC's wild

card representative in the playoffs.

November 13—Oakland holds off Oilers 34-29 as Houston defensive end Elvin Bethea suffers a broken arm after playing in 135 consecutive games, a team record.

1978

January 7—Owner K.S. "Bud" Adams, Jr. announces the appointment of Ladd K. Herzeg as Senior Vice-President and Chief Administrative Officer of the Houston Oilers.

January 24—Curley Culp, Ken Burrough, Billy Johnson, and Robert Brazile play for AFC on Pro Bowl team.

February 1—Billy Johnson selected as winner of the 1978 "Johnny Unitas Award" by the New England Quarterback Club.

April 15—Oilers announce a long-term contract with Texas State Network to air Oiler games.

April 24—Oilers trade three draft picks and tight end Jimmie Giles to Tampa Bay for rights to 1978 number one draft selection in order to choose Texas All-America and Heisman Trophy winner Earl Campbell.

July 9—Rookies report to Oiler training camp at Angelo State University in San Angelo, Texas.

October 23—Houston ends Pittsburgh's seven game win streak with Monday night victory over the Steelers, 21-17, Houston's first win ever on Monday night football.

November 12—Houston comes from 23-0 deficit to capture 26-23 win over New England Patriots.

November 20—Earl Campbell rushes for 4 touchdowns against Miami Dolphins in Oilers' 35-30 victory. Campbell's two Monday night appearances netted him 7 of his 13 season TD's.

November 26—Earl Campbell gains 100 yards rushing vs. Cincinnati before home crowd to tie NFL record for most 100-yard games by a rookie—7 (ties Franco Harris and Don Woods). Also broke Oiler single season records for most yards rushing (Hoyle Granger—1194 yards in 1967) and most attempts rushing (Charlie Tolar—224 yards in 1962).

December 10—Houston captures 17-12 decision over New Orleans Saints to clinch berth in AFC Wild Card game versus Miami.

December 24—Houston wins first playoff game since 1961 by defeating Miami 17-9 in the Orange Bowl.

December 31—Oilers continue playoff march with 31-14 win against New England before 61,297 chilled fans in Foxboro, Mass.

1979

January 7—Houston playoff dreams end as Pittsburgh takes 34-5 victory in AFC Championship game. Oilers welcomed by 50,000 loyal fans in the Astrodome as radio station KILT sponsors homecoming.

January 30—Earl Campbell, Elvin Bethea, Robert Brazile, and Curley Culp represent Houston in the Pro Bowl in Los Angeles.

May 4—Mike Stensrud of Iowa State selected in Round 2 of 1979 NFL Draft (Oilers' first-round choice traded to Kansas City Chiefs).

August 3—Oiler offensive tackle Greg Sampson undergoes brain surgery, which signals the end to a promising career.

September 2—Oilers defeat Redskins 29-27 in opening game. Earl Campbell gains 166 yards on club record 32 carries.

September 16—Before a reunion of the Houston Oilers' 1960 American Football League championship team, Oilers win 20-6 over Kansas City Chiefs.

November 22—Before national television audience on Thanksgiving Day, Houston defeats cross-state rival Dallas 30-24 for fifth consecutive win.

December 10—Again with the entire nation looking on, Houston defeats division nemesis Pittsburgh 20-17 giving Oilers spot in 1979 playoffs.

December 17—Several Oilers lock up individual titles: Earl Campbell is NFL rushing champion for the second consecutive year; Mike Reinfeldt captures the crown for most interceptions in NFL with 12; Toni Fritsch was the most accurate field goal kicker, connecting on 21-25 attempts; and Jesse Baker leads the AFC in quarterback sacks with 15 1/2.

December 23—In first playoff game played in Houston since 1962, Oilers defeat Denver Broncos 13-7. Key offensive players Earl Campbell, Dan Pastorini, and Ken Burrough were all injured and their status for the following game versus San Diego was questionable.

December 29—Traveling to San Diego, the Oilers were underdogs as the three offensive stars injured versus Denver were unable to participate. Backup quarterback Gifford Nielsen played conservative offense as Rob Carpenter, who was also injured earlier in the week and was on crutches the night before the game, gained 67 yards rushing in his best effort of the season. The big star of the game, however, was strong safety Vernon Perry as he intercepted an NFL record four passes in a playoff game. Oilers defeat San Diego 17-14.

1980

January 6—In a rematch of the 1978 AFC Championship Game, the Oilers traveled to Pittsburgh for the right to represent the AFC in Super Bowl XIV. The Steelers won 27-13 in a game that saw a controversial call keep Mike Renfro from scoring what would have been tying score late in third quarter.

January 7—In the wee hours of the morning, the Oilers return from Pittsburgh to an excited throng of 70,000 people at the Astrodome.

January 28—Six Oilers represent Houston in the NFL Pro Bowl: RB Earl Campbell, T Leon Gray, PK Toni Fritsch, LB Robert Brazile, S Mike Reinfeldt, and DE Elvin Bethea.

April 29—The Oilers take T Angelo Fields of Michigan State as their first choice in the NFL draft. Fields was taken in round two after the Oilers had traded their first round choice.

September 15—Before the largest stadium crowd to ever witness an Oilers' game (80,243), Houston defeats the Browns in Cleveland Stadium by a 16-7 score. The game was also televised before a national audience on Monday Night Football.

October 14—Oilers acquire All-Pro tight end Dave Casper from Oakland for undisclosed draft picks.

October 19—Earl Campbell becomes only the second running back in the history of the Oiler franchise to rush for over 200 yards in a single game when he paced the Oilers to a 21-14 triumph over Tampa Bay with 206 yards rushing. Club rushing record for single game is 216 yards by Billy Cannon (Dec. 10, 1961 vs. New York Titans).

October 26—Earl Campbell ties NFL record for most consecutive 200-yard games rushing (two) with 202 yards vs. Cincinnati in the Astrodome. He had gained 203 yards versus Tampa Bay the week before. Now shares record with O.J. Simpson (Buffalo, 1973, 1976). Oilers defeat Bengals 23-3.

November 10—In second Oilers victory on the NFL's edition of Monday Night Football this season, Houston defeats the New England Patriots 38-34 before sellout Astrodome crowd. QB Ken Stabler completes 15 of 18 passes (83%) for 258 yards and three TDs. RB Earl Campbell pushed his season rushing total to 1,094 with 130 yards vs. Pats, the third time in his three-year career that he totaled over 1,000 yards rushing in single season.

December 4—Houston's defense rises to test as the Oilers shut out the Pittsburgh Steelers 6-0. Toni Fritsch provided all the points the Oilers would need with two field goals. This marked the third evening prime time win of the season for the Oilers as the game was played in the Astrodome before a sell-out crowd and a national television audience. It marked the first shutout registered by the Oilers since a 47-0 win over the Chicago Bears, November 6, 1977.

December 21—Oilers clinch third playoff spot in as many years with 20-16 victory over the Minnesota Vikings in the Astrodome. Earl Campbell sets NFL record by rushing for over 200 yards in single game four times in one season. He finished season with 1,934 yards, second highest total in NFL history behind O.J. Simpson's total of 2,003 yards gained in 1973 with the Buffalo Bills. The Oilers must wait until the final game of the season to see who their playoff opponent will be, as their 11-5 record equals that of division foe Cleveland but Oilers become Wild Card participant due to tie-breaker procedures as the Browns win the division title.

December 28—Oilers season comes to an end with disappointing AFC Wild Card loss at the hands of the eventual Super Bowl champion Oakland Raiders. The loss marks the third consecutive year that the Oilers have been eliminated from the playoff picture by the eventual Super Bowl champions (Pittsburgh Steelers in both 1978 and 1979).

December 31—K.S. "Bud" Adams Jr. relieves Bum Phillips of his duties as Head Coach and General Manager. Ladd K. Herzog is promoted from post of Senior Vice-President/Chief Administrative Officer to the position of Executive Vice-President and General Manager of the Oilers.

1981

January 3—Oilers announce the selection of Ed Biles as their new head coach. Biles had been Oilers' defensive coordinator since 1975.

February 8—Dick Nolan, former Head Coach for the New Orleans Saints and the San Francisco 49ers, named defensive coordinator.

February 15—Mike Holovak named as Assistant General Manager by the Oilers. Holovak brings over twenty years experience in professional coaching and at the executive level of the NFL.

September 6—Oilers defeat Rams in season opener in Los Angeles, 27-20 as rookie Willie Tullis returns kickoff 95 yards for score in final minute of game. Win gives Ed Biles his first as head coach of NFL club.

October 4—Oilers run record to 3-2 with 17-0 victory over eventual AFC champion Cincinnati in Astrodome as Earl Campbell runs for 182 yards. Carl Roaches returns kickoff 96 yards for TD as team ties club record for most return TDs in single season (2).

November 8—Oilers defeat last year's Super Bowl champion Oakland Raiders

17-16 in the Astrodome.

December 20—Oilers finish season with win over division rival Pittsburgh 21-20 in Astrodome. Gifford Nielsen completes 24 of 37 passes for 376 yards and 3 TDs, all to TE Dave Casper.

1982

January 19—Former All-Pro defensive back Ken Houston returns to Oilers as defensive assistant assigned to work with the DBs. Houston had been All-Pro performer before being traded to Redskins where he retired following 1980 season.

January 31—Oilers open 2.5 million dollar training facility less than two miles from Astrodome. Owner-President K.S. "Bud" Adams, Jr. provided funds for what must be considered one of top facilities in entire NFL.

February 3—Oilers announce new three-year contract with Mutual Broadcasting System for radio rights to Houston's games. KTRH-AM in Houston will serve as flagship station.

March 18—Oilers announce that head coach Ed Biles has been given a contract extension. Terms of the contract were not released.

April 28—Oilers select Penn State G Mike Munchak in first round of NFL draft. It is the first number one choice in the draft that Oilers have had since Earl Campbell was selected in first round in 1978.

May 3—Computer added to Oilers lineup to assist club with player personnel, college scouting, ticket and business operations as well as many other functions within the organization.

September 17—Oilers acquire QB Archie Manning from New Orleans Saints in one-for-one swap for T Leon Gray.

September 20—NFL Players Association strike announced.

November 16—Settlement of 57-day player strike announced by NFL Management Council and NFL Players Association.

1983

January 2—Oilers fall to Cincinnati Bengals 35-27 to conclude 1982 regular season play. This game was rescheduled from November 14 (canceled due to players strike).

January 25—Chuck Studley joins Oilers as defensive coordinator after successful stints with San Francisco 49ers (Super Bowl champs following '81 season) and Cincinnati Bengals.

February 1—Oilers perennial All-Pro DE Elvin Bethea decides not to retire following 1982 season and will return for his 16th year in the NFL, all with the Oilers.

February 2—Oilers announce promotion of Mike Holovak from Assistant General Manager to VP/Player Personnel. Holovak's contract with the club is extended through the 1986 season.

April 6—Jerry Trupiano, Wally Lemm (former Oilers Head Coach), and John O'Reilly named to Oilers radio broadcast team. KTRH in Houston will again serve as the flagship station for the Oilers/Mutual Radio Network.

April 23—The Oilers announce trade of their second pick in first round to Los Angeles Rams for the third pick overall in draft. Oilers receive Rams' fourth round choice in 1983 and fourth round choice in 1984 for moving down one notch in first round.

April 24—The Oilers announce their second trade in as many days involving Oilers' first round draft pick. Oilers trade third choice overall in first round to Seattle for ninth choice overall in first round plus Seahawks' second and third round picks in 1983 (combining trades of April 24-25, Oilers moved from second position in first round to ninth and acquired Seahawks' second and third round choice in 1983 and Rams' fourth round choice in 1983 and 1984, a total of four additional picks).

April 26—Oilers select T Bruce Matthews from USC in round one of NFL draft with the ninth choice in the round. Also, for first time since 1969, the Oilers had each of their choices through the first nine rounds.

April 29—Grady C. Sessums, retired Captain of Company "A" Texas Rangers in Houston, named Director of Security for the Oilers.

August 4—In pre-season opener, ceremonies honoring Elvin Bethea's sixteen years with the club occurred at halftime. Bethea's jersey, number 65, to be retired at the conclusion of the season.

October 10—Head Coach Ed Biles resigns after 2 1/2 years as head coach.

October 11—The Oilers appoint Defensive Coordinator Chuck Studley as interim head coach.

October 20—Oilers trade QB Archie Manning and TE Dave Casper to Minnesota for second and fourth round picks in 1984 draft.

November 13—Houston defeats Detroit, 27-17, for first win of season under leadership of QB Oliver Luck in his first NFL start.

December 11—Houston wins second game of season by defeating Browns 34-27. Both 1983 wins came in the Astrodome.

December 18—Oilers close season with 20-10 loss at Baltimore (Colts' final

game played in Baltimore before moving to Indianapolis).

December 28—W.O. "Soapy" Johnson, Oilers' official statistician for 24 years, passes away after long bout with cancer.

1984

January 3—The Oilers name Hugh Campbell as new head coach of club.

January 30—Announcement is made that Kay Dalton will remain as offensive coordinator and also that Jerry Glanville will become new defensive coordinator.

February 3—The Oilers announce that they win the "recruiting war" for free agent QB Warren Moon.

February 10—Entire organization loses tremendous friend with the passing of radio talk-show host John Breen. Breen was first employee hired by the Oilers in 1959 and served in numerous front office capacities, including General Manager and Director of Player Personnel.

April 13—Six-year veteran WR Mike Renfro is traded to Dallas for WR Butch Johnson as teams reverse order of selections in the second round of the 1984 draft. Cowboys also receive undisclosed 1985 pick.

April 26—Oilers announce tentative agreement with Nebraska All-America Dean Steinkuhler as team allowed to sign player prior to NFL draft.

May 1—Oilers officially select Dean Steinkuhler and also draft a total of 14 players during the one-day marathon. Of the 14 selected, 10 were defensive players.

May 14—Six-year QB Gifford Nielsen announces retirement to become sportscaster for local television station.

September 2—Oilers open their Silver Anniversary Season versus Los Angeles Raiders. Houston defeated by the Raiders 24-14 in battle of former AFL rivals as each team celebrates 25 years of play in 1984.

September 6—Oilers and city of Houston celebrate 25th season of professional football at "Silver Salute," which was held on the floor of the Astrodome. The black-tie gala consisted of dinner, dancing and an auction with all proceeds benefiting the Ronald McDonald House. This date was also proclaimed "Houston Oilers Day" by Mayor Kathryn J. Whitmire.

September 9—Newly-acquired QB Warren Moon throws for season high 365 yards (23 of 43 attempts) versus Indianapolis Colts but Oilers lose 35-21 in the Astrodome.

October 9—Oilers trade RB Earl Campbell to New Orleans Saints for first round choice in 1985 draft. The Oilers also obtained C Jim Romano from Raiders for Houston's third and sixth round picks in 1985.

October 26—Oilers announce that KODA-FM will be new flagship station for Oilers' radio broadcasts beginning in 1985. The Oilers and KODA-FM sign a multi-year contract.

November 11—Oilers defeat Chiefs 17-16 in Kansas City after losing opening ten games of the season as Hugh Campbell gets first win as NFL head coach. Warren Moon completed 73% of his passes (19 of 26) and Larry Moriarty rushed for 117 yards to pace the Oilers.

November 18—Houston wins second consecutive game as Jets fall by a 31-20 margin in the Astrodome. Warren Moon again hits for over 70% of his attempts (20 of 28 for 71%) and throws for three TDs. Larry Moriarty rushes for 138 yards for second consecutive 100-plus yard game.

December 2—Houston defeats Steelers in overtime thriller 23-20 for third win in four weeks before home crowd. Joe Cooper kicks winning field goal with 5:53 elapsed in extra period. It was the first overtime loss in Steeler history, giving them a 5-1-1 record in OT games.

December 12—Mike Munchak, Oilers offensive left guard, selected to play in the AFC-NFC Pro Bowl game January 27, 1985 in Honolulu.

December 16—Curtain closes on anniversary season as Oilers lose to Browns 27-20. WR Tim Smith had season's personal best with 167 yards on seven catches, marking his sixth 100-plus yard game of season. Warren Moon also throws for over 300 yards for the fourth time, tying a club record.

December 17—Warren Moon completes his first NFL season with 3,338 yards passing, breaking the team record set by George Blanda in 1961 (3,330). Tim Smith's 1,141 yards receiving enabled him to become third player in Oilers history to post consecutive 1,000 yard receiving seasons after gaining 1,176 in 1983. Bill Groman (1960-61) and Charlie Hennigan (1963-64) were the others.

1985

July 1—The Oilers sign 1983 Heisman Trophy winner Mike Rozier. Rozier was selected by the Oilers in the first round of the 1984 Supplemental Draft of USFL players.

July 2—Wide Receiver Drew Hill is acquired by the Oilers in a trade with the Los Angeles Rams.

August 3—The Oilers battle the New York Giants in the annual NFL Hall of Fame Game in Canton Ohio, with the Giants winning 21-20. The game also makes radio history as the first stereo broadcast of an NFL game on KODA-FM.

September 8—The Oilers open the season with a 26-23 win over the defend-

ing AFC Champion Miami Dolphins. RB Butch Woolfolk catches three passes for 120 yards (including an 80-yard TD) to key the AstroDome victory.

December 9—Hugh Campbell is relieved of his duties as head coach. The club names Defensive Coordinator Jerry Glanville as interim head coach for the season's remaining two games.

December 22—Despite losing the season finale at Indianapolis 34-16, two Oilers turn in season-high performances. QB Warren Moon completes 22 of 40 passes for 364 yards and two TDs while WR Drew Hill catches nine balls for 210 yards and two scores.

1986

January 2—The Oilers release seven assistant coaches from their employment contracts. The seven coaches are John Devlin, Joe Faragalli, Gene Gaines, Ken Houston, Bruce Lemmerman, Bob Padilla, and Al Roberts.

January 20—Jerry Glanville signs a five-year contract as Head Coach of the Oilers. Glanville served the final two 1985 games as interim head coach in addition to serving as defensive coordinator since 1984.

February 2—Mike Munchak starts for the AFC in the annual Pro Bowl in Honolulu, Hawaii.

February 6—Floyd Reese is named as the Oilers' linebacker coach.

April 29—The Oilers select Purdue quarterback Jim Everett with their first selection in the 1986 NFL Draft. The team follows by selecting Louisville WR Ernest Givins in the second round and RB Allen Pinkett of Notre Dame in the third round.

August 30—The Oilers defeat the Dallas Cowboys 17-14 to finish the pre-season with a 4-0 record. It marks the first time since 1965 that the Oilers have completed their pre-season schedule undefeated.

September 7—The Oilers use a balanced offensive attack and a stingy defense to propel them to a 31-3 opening day victory over the Packers in Green Bay. The triumph marks Houston Head Coach Jerry Glanville's first NFL regular season win.

September 18—The Oilers trade QB Jim Everett, the third player selected in the 1986 draft, to the Los Angeles Rams in exchange for G Kent Hill, DE William Fuller, the Rams' number one draft choices in 1987 and '88, and L.A.'s fifth rounder in 1987.

December 21—Houston concludes the 1986 season on a positive note, defeating the Buffalo Bills 16-7. WR Drew Hill catches five passes for 114 yards giving him 1112 yards for the season as he joins rookie Ernest Givins (1062 yards) to form the 19th tandem in NFL history to each surpass the 1000-yard receiving mark. In addition, QB Warren Moon throws for 208 yards to finish the year with 3489 yards and break his own single season club record. PK Tony Zendejas connects on all three of his field goal attempts, and his 22 three-pointers establishes a new Oiler high.

1987

June 22—The Oilers announce the retirement of scout Bill Bell. Former Houston linebacker Frank Bush is named to replace Bell as the Oilers' scout for the western states.

July 1—The Oilers announce plans to retire the #34 jersey of former running back Earl Campbell, the leading rusher in club history. The ceremony is scheduled for August 13.

July 13—QB Oliver Luck announces his retirement in order to pursue a legal internship in West Germany.

July 22—The Oilers announce the signing of North Carolina State WR Hayward Jeffires, one of their two first round draftees in '87.

September 13—The Oilers rally from a 16-3 deficit to defeat the Rams 20-16 on opening day as QB Warren Moon throws for 310 yards and two TDs.

October 4—The Oilers win their first "replacement" game in Denver 40-10 as QB Brent Pease throws for 260 yards and a TD, and LB Eugene Seale returns an interception 73 yards for a touchdown.

October 25—With the players' strike over, the Oiler "regulars" return to action with a 37-33 win over the Falcons as RB Mike Rozier rushes for 144 yards while rookie WR Curtis Duncan catches two TD passes including the game-winner.

October 28—First round draftee FB Alonzo Highsmith ends his holdout by agreeing to a multi-year contract.

November 1—The Oilers stage their most remarkable comeback of the season, rallying from a 29-14 deficit with six minutes to play to defeat the Bengals in Cincinnati, 31-29.

November 3—The Oilers acquire veteran T Bruce Davis from the Raiders for what later becomes a 1988 second round draft choice.

November 4—T/G Bruce Matthews ends his holdout by agreeing to terms with the Oilers.

November 15—The Oilers earn their first victory in Three Rivers Stadium since 1978, beating the Steelers 23-3 as QB Warren Moon completes 16 of 22 passes for 239 yards and two TDs.

December 15—Along with several prominent Houston business leaders, K.S. "Bud" Adams, Jr. holds a press conference to announce that the goal of marketing 75% of the new Columbia Suites by December 15 has been met.

December 23—The Oilers place three players on the AFC Pro Bowl roster, their largest contingent since 1981. Chosen to play in the Honolulu all-star game are S Keith Bostic, G Mike Munchak, and RB Mike Rozier.

December 27—The Oilers clinch their first playoff berth since 1980 as they defeat the Bengals 21-17 before an SRO crowd at the Astrodome. Rookie FB Alonzo Highsmith scores two TDs and QB Warren Moon throws his 21st scoring pass of the season. That marks the most TD passes by an Oiler since George Blanda tossed 24 in 1963.

1988

January 3—In an AFC Wild Card Playoff, the Oilers defeat the Seahawks 23-20 in overtime on Tony Zendejas' 42-yard field goal.

January 10—The Oilers' season ends as the Broncos defeat them 34-10 in an AFC Divisional Playoff before 75,968 fans in Mile High Stadium.

March 16—The Oilers complete their coaching staff by naming Richard Smith as Special Teams coach.

April 21—The Oilers acquire DE Sean Jones from the Raiders along with L.A.'s second round draft choice. Houston gives up one of its first round draft picks, a fourth rounder, and changes places with the Raiders in the third round.

April 24—The Oilers select Michigan State All-America running back Lorenzo White with their first round draft choice.

May 6—The Oilers announce that they will hold training camp at Southwest Texas State University in San Marcos. SWTSU thus becomes the Oilers' eight training camp site since the team's inception in 1960.

May 17—Oilers reassign Mike Holovak to Assistant to the General Manager.

July 11—The Oilers name Dick Corrick as Director of College Scouting. Corrick joins the Oilers after working for the Green Bay Packers since 1971.

August 29—The Oilers complete the third undefeated pre-season in their history (1965, 1986) beating the Dallas Cowboys 54-10.

September 4—The Oilers open the regular season by winning at Indianapolis 17-14 in overtime. However the club loses QB Warren Moon in the first quarter with a fractured shoulder blade.

October 16—QB Warren Moon returns after a five-week absence and leads the Oilers to a 34-14 victory at Pittsburgh.

October 30—The Oilers defeat the defending Super Bowl champion Washington Redskins 41-17 as WR Drew Hill catches nine passes for 148 yards and three touchdowns.

November 7—The Oilers appear on Monday Night Football for the first time since 1982 and defeat the Cleveland Browns 24-17.

December 11—The Oilers rout the eventual AFC Champion Cincinnati Bengals 41-6 as RB Mike Rozier runs for 126 yards and three touchdowns.

December 14—The rosters for the AFC-NFC Pro Bowl are released and feature eight Oilers including DE Ray Childress, WR Drew Hill, G Bruce Matthews, QB Warren Moon, G Mike Munchak, and RB Mike Rozier.

December 24—The Oilers beat the Cleveland Browns 24-23 in an AFC Wild Card Playoff Game as RB Allen Pinkett scores two touchdowns.

1989

January 1—In an AFC Divisional Playoff Game, the Oilers drop a 17-10 decision to the Bills before 79,532 fans at Rich Stadium in Buffalo.

January 12—LB John Grimsley is added to the AFC's roster as a "need" player for the Pro Bowl by Head Coach Marv Levy.

February 1—Executive Vice-President/General Manager Ladd K. Herzog announces his resignation.

February 2—The Oilers announce the promotion of Mike Holovak to General Manager, replacing Ladd Herzog. Also, under the NFL's new "Plan B" free agency, 21 Oilers are left unprotected while 37 are protected.

February 22—The Oilers name Kevin Gilbride to the post of Quarterbacks Coach. He joins the club after serving as Offensive Coordinator at East Carolina.

February 23—The Oilers complete their coaching staff by adding Frank Novak as Running Backs Coach.

April 1—The Oilers end up losing 15 players and signing seven under the NFL's first "Plan B" free agency system.

April 7—The Oilers sign QB Warren Moon to a new long term contract.

September 24—Despite a sellout crowd in the first game in the newly expanded Astrodome, the Oilers lose to the Buffalo Bills, 47-41 in overtime. The 88 combined points are the most in a Houston game in 26 years, while the Oilers set team records for first downs (33) and combined first downs (56).

October 1—The Oilers defeat the Miami Dolphins 39-7 as QB Warren Moon completes a career-best 82.6% of his passes (19/23). In addition, Houston's defense holds Dolphin QB Dan Marino to his worst game as a starter (11/29, 103 yds.).

October 22—The Oilers record the ninth shutout in club history and their first in nine years (spanning 132 games) with a 27-0 whitewash of the Pittsburgh Steelers. Pittsburgh manages just 132 total yards, the fewest yards allowed by Houston in 12 seasons.

November 13—The largest crowd ever to watch a football game in the Astrodome (60,694) sees the Oilers defeat the Cincinnati Bengals 26-24 on PK Tony Zendejas' 28-yard field goal with two seconds left in a Monday night game.

December 3—The Oilers win at Pittsburgh 23-16 despite a blizzard and wind-chill temperatures of -20 degrees. RB Lorenzo White's one-yard run with 21 seconds remaining wins it as the Oilers claim sole possession of first place after the season's 13th game for the first time since 1967.

December 10—The Oilers honor their 30th Anniversary "Dream Team" while defeating the Tampa Bay Buccaneers 20-17.

December 20—G Bruce Matthews, QB Warren Moon, and G Mike Munchak are named starters for the February 4 Pro Bowl.

December 23—In a regular season finale battle for the AFC Central Division title, the Oilers lose to the Cleveland Browns 24-20 on RB Kevin Mack's TD with 39 seconds left. The Oilers fall short after battling back from a 17-0 deficit as QB Warren Moon establishes personal bests for attempts (51), completions (32), and yards (414, most since George Blanda's 418 in 1961). Oilers set all-time single season attendance record with 451,027 fans, eclipsing 411,652 in 1978.

December 31—In an AFC Wild Card playoff game, the Oilers lose a 26-23 OT decision to the Pittsburgh Steelers as PK Gary Anderson kicks a 50-yard field goal. Houston WR Ernest Givins catches 11 passes for 136 yards and two TDs.

1990

January 6—Jerry Glanville leaves his position as Oilers' head coach by "mutual agreement."

January 9—Jack Pardee signs a five-year contract to become the 14th head coach in Houston Oiler history. Pardee joins the Oilers after enjoying a successful three seasons as the head coach at the University of Houston.

January 12—Head Coach Jack Pardee announces the hiring of three of his University of Houston assistant coaches to Oiler posts. Named to Pardee's Oiler staff are Defensive Coordinator Jim Eddy, Offensive Line Coach Bob Young, and Defensive Backs Coach Pat Thomas.

January 22—The Oilers name Jim Stanley as their Defensive Line Coach. Stanley had served in a similar capacity for half of the 1989 season during Doug Shively's illness.

January 30—The Oilers extend the contract of Executive Vice President/General Manager Mike Holovak. In addition the team names former Linebackers Coach Floyd Reese to the newly-created position of Assistant General Manager, and promotes Quarterbacks Coach Kevin Gilbride to Offensive Coordinator. Also, the team announces the signing of a multi-year contract that allows KTRH-AM/KLOL-FM to broadcast all Oiler football games beginning in 1990.

January 31—The Oilers announce that Boston University Head Coach Chris Palmer will become Houston's Receivers Coach.

March 15—The Oilers announce that Raycom Sports Network has agreed to a multi-year contract to televise Oiler pre-season games plus a weekly wrap-up show.

September 23—The Oilers win their 1990 home opener 24-10 over the Indianapolis Colts as QB Warren Moon becomes the all-time leading passer in club history. Moon throws for 308 yards (plus 3 TDs) to surpass George Blanda's team record of 19,149 yards...the record fell on a third quarter seven-yard pass to WR Haywood Jeffires. WR Drew Hill catches ten passes for 123 yards to help key the victory.

September 30—The Oilers capture their first road win of the season, defeating the Chargers 17-7 as QB Warren Moon throws for 355 yards and WR Drew Hill records his 50th career touchdown. Moon's 27 completions allows him to pass Dan Pastorini's club record of 1426.

October 14—QB Warren Moon passes for 369 yards and a career-best five TDs as the Oilers hammer the Cincinnati Bengals 48-17. Moon thus becomes the first player in pro football history to throw for over 20,000 yards in two different leagues (21,228 in Canadian Football League).

November 18—QB Warren Moon celebrates his 34th birthday by throwing for 322 yards and five scores as the Oilers win 35-23 at Cleveland.

December 2—Despite losing 13-10 in overtime at Seattle, QB Warren Moon's 232 passing yards allow him to break his own single-season club passing record of 3631 yards (set in 1989).

December 9—The Oilers shatter several team records while drubbing Cleveland 58-14. Included among the records set are most points in a game, in a quarter (31), and in a half (45). RB Lorenzo White ties a club mark with four rushing touchdowns, the first time that's been accomplished in the NFL in two years.

December 16—The Oilers win a key road game, beating Kansas City 27-10 at Arrowhead Stadium. QB Warren Moon again supplies the big news, completing 27 of 45 passes for 527 yards. That represents the second best single game passing performance in NFL history. The record belongs to the Rams' Norm Van Brocklin, who threw for 554 yards against the New York Yanks on September 28, 1951. Moon had an opportunity to break the record but declined to do so based on the Oilers' comfortable lead. Almost overshadowed by Moon's effort was WR Haywood Jeffires catching nine balls for 245 yards (including 87-yard TD) which marked the second best receiving day in Oiler history. Charles Hennigan had 272 receiving yards versus the Patriots on October 13, 1961.

December 19—Six Oilers are named to the AFC squad for the February 3 Pro Bowl. The six include starters G Bruce Matthews, QB Warren Moon, and G Mike Munchak, plus reserves DT Ray Childress, WR Ernest Givins, and WR Drew Hill. Only DE Evin Bethea and LB Robert Brazile have been selected to more Pro Bowls (7) than Munchak's six.

December 23—The Oilers lose an opportunity to cement their grasp on first place in the AFC Central Division by losing at Cincinnati 40-20. Additionally, QB Warren Moon is lost for the remainder of the season after suffering an open dislocation of his throwing thumb.

December 29—Oiler Owner/President K.S. "Bud" Adams and San Antonio Mayor Lila Cockrell jointly announce a tentative agreement for the Oilers to hold their annual summer training camp in San Antonio. Also it is announced that the Oilers will serve as the host team for pre-season games in San Antonio's Alamodome when that facility is completed in 1993.

December 30—Led by back-up QB Cody Carlson, the Oilers earn a wild card playoff berth by defeating the Pittsburgh Steelers 34-14 in the Astrodome. Carlson completes 22 of 29 passes for 247 yards and three TDs. With the victory, the Oilers end up in a three-way tie for first place with Cincinnati and Pittsburgh in the AFC Central.

1991

January 6—The Oilers' 1990 season comes to a close as they are eliminated from the playoffs by the Cincinnati Bengals. Houston loses at Riverfront Stadium 41-14 in an AFC Wild Card game.

January 26—It is announced that Earl Campbell has been voted into the Pro Football Hall of Fame. The announcement is made in Tampa, Florida. Campbell is to be enshrined on July 27.

May 17—The Oilers and the City of San Antonio formally sign six-year contract which will allow the Oilers to hold training camp there. Trinity University is chosen as the host school.

September 16—In a pre-game ceremony, Earl Campbell receives his Hall of Fame ring from Hall Executive Director Pete Elliott. In the game that follows, the Oilers defeat Kansas City 17-7 to signal the first 3-0 start in franchise history.

October 13—In a 23-20 victory over the Jets at Giants Stadium, WR Haywood Jeffires ties Charlie Hennigan's 30-year-old team record for receptions in a game with 13 (186 yards). QB Warren Moon completes 35 of 50 passes for 423 yards which is the fifth best total in team annals. Also, WR Drew Hill surpasses Hennigan's 410 catches to become the all-time leading receiver in Oiler history.

November 3—Despite a 16-13 OT loss at Washington, WR Drew Hill moves past WR Ken Burrough's 6907 receiving yards to become the Oilers' all-time leader in that category.

November 10—QB Warren Moon establishes career highs for completions (41) and attempts (56) as he throws for 432 yards, which is fourth best in team history, in Oilers' 26-23 OT victory over Dallas. Moon also passes Fran Tarkenton's 47,003 yards and moves into second place behind Ron Lancaster on all-time professional passing yards chart. The game is watched by 63,001 fans (actual attendance) which represents a franchise high for the Oilers.

December 8—The Oilers defeat the Steelers 31-6 in the Astrodome as Houston captures its first-ever undisputed AFC Central Division championship. QB Warren Moon throws for 254 yards and becomes just the third quarterback in NFL history (Miami's Dan Marino, San Diego's Dan Fouts) to have back-to-back 4000-yard seasons.

December 15—QB Warren Moon surpasses Dan Marino's NFL record (378 in 1986) for completions in a season as the Oilers beat the Browns 17-14.

December 18—Eight Oilers (tied NFL-best), including a league-high six starters are named to the AFC team for the February 2 Pro Bowl. The six starters include CB Cris Dishman, DE William Fuller, WR Haywood Jeffires, C Bruce Matthews, G Mike Munchak, and LB Al Smith. DT Ray Childress and QB Warren Moon are also named to the squad although Childress was eventually unable to play because of a back/rib injury.

December 21—WR Haywood Jeffires becomes just the fifth player in NFL history to record 100 receptions in a single season despite the Oilers' 24-20 road loss to the Giants. Coupled with Drew Hill's 90 catches, that pair's 190 represents the most receptions by two teammates in one season in league annals. In addition, QB Warren Moon eclipses Dan Marino's NFL record (623 in 1986) for

attempts in a season. DE William Fuller registers his 15th sack of the season and thus becomes the first Oiler ever to lead the conference in that category.

December 29—The Oilers defeat the New York Jets 17-10 in an AFC Wild Card playoff game before 61,485 fans in the Astrodome. S Bubba McDowell intercepts two key passes inside the Oiler five-yard line to preserve the win.

September 16—In a pre-game ceremony, Earl Campbell receives his Hall of Fame ring from Hall Executive Director Pete Elliott. In the game that follows, the Oilers defeat Kansas City 17-7 to signal the first 3-0 start in franchise history.

October 13—In a 23-20 victory over the Jets at Giants Stadium, WR Haywood Jeffires ties Charlie Hennigan's 30-year-old team record for receptions in a game with 13 (186 yards). QB Warren Moon completes 35 of 50 passes for 423 yards which is the fifth best total in team annals. Also, WR Drew Hill surpasses Hennigan's 410 catches to become the all-time leading receiver in Oiler history.

November 3—Despite a 16-13 OT loss at Washington, WR Drew Hill moves past WR Ken Burrough's 6907 receiving yards to become the Oilers' all-time leader in that category.

November 10—QB Warren Moon establishes career highs for completions (41) and attempts (56) as he throws for 432 yards which is fourth best in team history in Oilers' 26-23 OT victory over Dallas. Moon also passes Fran Tarkenton's 47,003 yards and moves into second place behind Ron Lancaster on all-time professional passing yards chart. The game is watched by 63,001 fans (actual attendance) which represents a franchise high for the Oilers.

December 8—The Oilers defeat the Steelers 31-6 in the Astrodome as Houston captures its first-ever undisputed AFC Central Division championship. QB Warren Moon throws for 254 yards and becomes just the third quarterback in NFL history (Miami's Dan Marino, San Diego's Dan Fouts) to have back-to-back 4000-yard seasons.

December 15—QB Warren Moon surpasses Dan Marino's NFL record (378 in 1986) for completions in a season as the Oilers beat the Browns 17-14.

December 18—Eight Oilers (tied NFL-best) including a league-high six starters are named to the AFC team for the February 2 Pro Bowl. The six starters include CB Cris Dishman, DE William Fuller, WR Haywood Jeffires, C Bruce Matthews, G Mike Munchak, and LB Al Smith. DT Ray Childress and QB Warren Moon are also named to the squad although Childress was eventually unable to play because of a back/rib injury.

December 21—WR Haywood Jeffires becomes just the fifth player in NFL history to record 100 receptions in a single season despite the Oilers' 24-20 road loss to the Giants. Coupled with Drew Hill's 90 catches, that pair's 190 represents the most receptions by two teammates in one season in league annals. In addition, QB Warren Moon eclipses Dan Marino's NFL record (623 in 1986) for attempts in a season. DE William Fuller registers his 15th sack of the season and thus becomes the first Oiler ever to lead the conference in that category.

December 29—The Oilers defeat the New York Jets 17-10 in an AFC Wild Card playoff game before 61,485 fans in the Astrodome. S Bubba McDowell intercepts two key passes inside the Oiler five-yard line to preserve the win.

1992

January 4—After leading for most of the game, the Oilers end up losing a heartbreaking 26-24 decision to the Denver Broncos in an AFC Divisional Playoff game in front of 75,301 fans at Mile High Stadium. PK David Treadwell's 28-yard field goal with 16 seconds left in the game proves to be the deciding points. The loss mars a great performance by Oiler QB Warren Moon who completes 75% of his passes (27 of 36) for 325 yards and three touchdowns.

March 6—The Oilers name Steve Underwood as General Counsel. Underwood joins the Oilers from the Houston firm of Caldwell and Hurst where he has handled most of the team's legal work since 1977.

May 15—The Oilers name former player and scout Frank Bush as Linebackers Coach.



ALL-TIME DRAFT

1960

Peter Arena (G), Northwestern. Dick Bass (HB), College of Pacific. William Böhtler (T), St. Ambrose. Larry Cadwell (T), Louisville. Billy Cannon (HB), Louisiana State. Doug Cline (LB), Clemson. DeJustice Coleman (HB), Illinois. Bob Crandall (HB), New Mexico. Cleatus Drinnon (C), Hardin-Simmons. John Gremer (G), Illinois. George Herring (T), North Texas State. Don Hitt (C), Oklahoma State. Steve Johnson (QB), Pepperdine. John Lands (E), Montana. Jacky Lee (QB), Cincinnati. Bruce Maher (HB), Detroit. Don Mattson (T), Southern California. Mike McGee (G), Duke. Hugh McInnis (E), Mississippi State. Max Messner (T), Cincinnati. George Mulholland (E), New Mexico State. Gary O'Steen (HB), Alabama. Gene Prebola (E), Boston University (E), New Mexico State. Palmer Pyle (T), Michigan State. William Roach (T), Texas Christian. Robert Simms (E), Rutgers Phillip Snowden (QB), Missouri. Don Underwood (T), McNeese State. Duane Whetstone (FB), George Washington. Bob White (FB), Ohio State. Maury Youmans (T), Syracuse.

Clair Branch (RB), Texas-Austin. Dave Chamberlain (HB), Miami (Ohio). Stan Fanning (DE), Idaho. Don Cochran (T), Alabama. Jim Glasgow (T), Jackson State. Dave Graham (E), Virginia. Bob Haas (HB), Missouri. Lowell Hughes (QB), Kent State. Dale Johannson (T), Augustana. Jim Marshall (DT), Ohio State. Ron Morrison (T), New Mexico. Jerry Muennink (C), Texas-Austin. Paul Oglesby (T), UCLA. John Peppercorn (E), Kansas. Bob Peterson (C), Oregon. Bob Talamini (G), Kentucky. Bob Towns (E), Georgia. Bob Wasden (E), Auburn. Jim Welch (HB), Southern Methodist. Jim Wolff (HB), Panhandle A&M.

1961

1. Mike Ditka (E), Pittsburgh. 2. Tom Goode (C), Mississippi State. 3. Walter Suggs (T), Mississippi State. 4. Bobby Walden (HB), Georgia. 5. Monte Lee (LB), Texas-Austin. 6. Jake Gibbs (QB), Mississippi. 7. Dick Reynolds (T), North Carolina State. 8. Houston Antwine (G), Southern Illinois. 9. Ralph White (T), Bowling Green. 10. Charles Lee (C), Iowa. 11. Robert Bird (G), Bowling Green. 12. Bob McLeod (E), Abilene Christian. 13. Gerald Hinton (G), Louisiana Tech. 14. Jimmy King (T), Clemson. 15. Dennis Ferriter (C), Marquette. 16. Larry Wood (HB), Northwestern. 17. Sam Fellw (T), South Carolina. 18. Mike Grimsley (HB), Michigan State. 19. Myron Pearson (HB), Colorado. 20. Lewis Johnson (HB), Florida A&M. 21. Ron Miller (QB), Wisconsin. 22. Bob Kelly (E), New Mexico State. 23. James Anderson (FB), Mississippi. 24. Ken Gregory (E), Whittier. 25. Jack Kreider (HB), Tulsa. 26. Don Fuell (QB), Mississippi Southern. 27. Boyd King (C), Rice. 28. John Frongillo (C), Baylor. 29a. Tom Lewis (E), Lake Forest. 29b. Errol Linden (DE), Houston. 30. Jim Stroud (T), Rice.

1962

1. Ray Jacobs (DT), Howard Payne. 2. Earl Gros (FB), Louisiana State. 3. Pete Case (T), Georgia. 4a. Gary Cutsinger (DE), Oklahoma State. 4b. (choice to San Diego) 5. Bill Rice (E), Alabama. 6. Ray Pinion (G), Texas Christian. 7. Gus Gonzales (G), Tulane. 8. Clyde Brock (DT), Utah State. 9. Larry Onesti (LB), Northwestern. 10. Bob Moses (E), Texas-Austin. 11. John Thomas (G), McMurry. 12. Jack Collins (HB), Texas-Austin. 13. Royce Cassell (E), New Mexico State. 14. Glynn Griffing (QB), Mississippi. 15. Ken Shaffer (T), Marquette. 16. Billy Ray Adams (FB), Mississippi. 17. Bill Miller (DT), New Mexico Highlands. 18. Art Perkins (HB), North Texas State. 19. Bobby Jancik (DB), Lamar Tech. 20. Joe Bob Isbell (G), Houston. 21. Roland Jackson (FB), Rice. 22. Ken Bolin (HB), Houston. 23. Bill Van Buren (C), Iowa. 24. Boyd Melvin (T), Northwestern. 25. Bob Johnson (T), Rice. 26. Harold Hays (G), Mississippi Southern. 27. Roger McFarland (HB), Kansas. 28. Gary Henson (E), Colorado.

1963

1. Danny Brabham (LB), Arkansas. 2. Don Estes (T), Louisiana State. 3. Jerry Cook (HB), Texas-Austin. 4a. Lee Roy Coffey (LB), Texas A&M. 4b. Jerry Hopkins (C), Texas A&M. 5a. Homer Jones (RB), Texas Southern. 5b. Don Chuy (T), Clemson. 6. Lionel Aldridge (DE), Utah State. 7. Johnny Baker (LB), Mississippi State. 8. Jim Burson (HB), Auburn. 9. Ed Burke (T), Notre Dame. 10. (choice to Denver). 11a. Tom Brown (G), Pittsburgh. 11b. (choice to Boston). 12. (choice to Oakland). 13a. (choice to Oakland). 13b. Dennis Ward (G), Oklahoma. 14. Don Trull (QB), Baylor. 15. No choice. 16. Rex Benson (T), Miami. 17. Jerry Griffin (E), Louisiana Tech. 18. Paul Lea (HB), Oklahoma. 19. Bob Hoover (HB), Florida. 20. Wayne Lee (C), Oklahoma. 21. Staley Faulkner (T), Texas-Austin. 22. Sam Byer (LB), Texas A&M. 23. Gene Raesz (E), Rice. 24. Bob Burton (T), Grambling. 25. Gary Kallenbach (T), Pittsburgh. 26. Dave Thiesen (HB), Nebraska. 27. Al Hildebrand (T), Stanford. 28. Tim Stein (C), Miami (Ohio). 29. Oliver Ross (T), West Texas State.

1964

1. Scott Appleton (DT), Texas-Austin. 2a. Charley Taylor (HB), Arizona State. 2b. Billy Truax (E), Louisiana State. 3. Bobby Crenshaw (G), Baylor. 4. Ode Burrell (HB), Mississippi State. 5a. John Varnell (DT), West Texas State. 5b. Sid Blanks (HB), Texas A&M. 6. Dave Wilcox (DE), Oregon. 7. (choice to Denver). 8. Ezell Seals (HB), Prairie View. 9. Jerry Burton (HB), Northwest Louisiana. 10. Sammy Odeom (LB), Northwest Louisiana. 11. Owen Dejanovitch (G), Arizona State. 12. Benny Nelson (DB), Alabama. 13. (choice to Kansas City). 14. Ken Henson (C), Texas Christian. 15. Pat Crain (FB), Clemson. 16. Bill Munson (QB), Utah State. 17. Dick Leeuwenburg (T), Stanford. 18. Bob Nichols (T), Stanford. 19. Carl Robinson (T), Prairie View. 20. Pete Jaquess (DB), East New Mexico. 21. Jerry Cole (E), Southwest Texas. 22. Ed Kessler (FB), North Carolina. 23. Jim Whitehead (T), Georgia. 24. John Garrett (LB), Oklahoma. 25. Dick Bowe (T), Rice. 26. Alex Zenko (T), Kent State.

1965

1. Lawrence Elkins (E), Baylor. 2a. Malcolm Walker (C), Rice. 2b. Ralph Neely (T), Oklahoma. 3. Ernie Koy (HB), Texas-Austin. 4. Bobby Maples (LB), Baylor. 5. Frank Molder (T), Jackson State. 6. Dennis Murphy (T), Florida State. 7. No choice. 8a. Ray Ogden (HB), Alabama. 8b. Roy Hilton (LB), Jackson State. 9. George Kinney (DT), Wiley. 10. Maxie Williams (G), S.E. Louisiana. 11. Trade to Oakland. 12. Bob Reed (G), Tennessee State. 13. Bob Felts (HB), Florida A&M. 14. Norman Evans (T), Texas Christian. 15. Tony Guillory (LB), Lamar Tech. 16. Junior Coffey (RB), Washington. 17. Jim Grisham (FB), Oklahoma. 18a. Russ Mundy (FB), West Texas State. 18b. Russell Wayt (LB), Rice. 19. Frank Fox (T), Sam Houston State. 20. Gus Brezina (G), Houston.

1965 Redshirt Draft

1. Donny Anderson (HB), Texas Tech. 2. Glen Ray Hines (T), Arkansas. 3. Mike Shinn (E), Kansas. 4. Ollie Cordill (QB), Memphis State. 5. Jerry Crumpler (T), Missouri. 6. Traded to Oakland. 7. Leo Lowery (FB), Texas Tech. 8. Len Sears (T), South Carolina. 9. Tom Bleick (HB), Georgia Tech. 10. George Hafner (QB), McNeese State. 11. Bill Anderson (QB), Tulsa. 12. Harlan Lane (E), Baylor.

1966

1. Tommy Nobis (LB), Texas-Austin. 2. Stan Hindman (G), Mississippi. 3. George Rice (DT), Louisiana State. 4. George Allen (T), West Texas State. 5. Hoyie Granger (FB), Mississippi State. 6. Dave Long (E), Iowa. 7. Hartwell Menefee (DB), New Mexico State. 8. Dan Bland (DB), Mississippi State. 9. Dick Suffell (DB), Southwest Texas. 10. Wilbur Aylor (G), Southwest Texas. 11. Monty Ledbetter (E), N.W. Louisiana. 12. Harry Day (E), Memphis State. 13. Fred Zimmerman (LB), Toledo. 14. Butch Lince (T), North Dakota. 15. Tommy Dillard (T), Austin Peay. 16. Steve Smith (E), Michigan. 17. Lyle Loebach (T), Simpson. 18. Ed Buzzell (QB), Ottawa. 19. Frank Fuller (T), Drake. 20. Dave Odegaard (T), Bemidji State.

1966 Redshirt Draft

1. Tom Fisher (LB), Tennessee. 2. Tim Van Galder (QB), Iowa State. 3. Ralph Dunlop (T), Baylor. 4. Bill Davis (QB), Lamar Tech. 5. Richard Gover (T), Virginia State. 6. John Gary (T), Grambling. 7. Clyde Pettaway (T), No. Carolina A&T. 8. Roger Marshall (QB), Baylor. 9. Lee Garner (LB), Mississippi. 10. Dan Goich (T), California. 11. Charles Arkwright (T), Georgia.

1967

1a. George Webster (LB), Michigan State. 1b. Tom Regner (G), Notre Dame. 2a. Bob Davis (QB), Virginia. 2b. Roy Hopkins (RB), Texas Southern. 3. Larry Carwell (CB), Iowa State. 4. Carel Stith (DT), Nebraska. 5a. Pete Johns (S), Tulane. 5b. Willie Parker (DT), Arkansas A&M. 5c. Zeke Moore (CB), Lincoln. 6. Pete Barnes (LB), Southern. 7. Ed Carrington (TE), Virginia (signed late). 8a. Johnny Brunson (RB), Benedict (injured). 8b. Sharon Washington (WR), Northeast Missouri. 9. Ken Houston (S), Prairie View. 10a. Woody Campbell (RB), Northwestern. 10b. Tim Sheehan (C), Stanford. 11. Harold Decker (DE), Kalamazoo. 12. Traded to Buffalo. 13. Traded to Buffalo. 14. Henry Hailstock (G), Lincoln. 15. Marvin McQueen (LB), Mississippi (Army). 16. Rex Keeling (K), Samford. 17. Larry Lee (WR), Texas A&M.

1968

1. Traded to Kansas City. 2. Mac Halk (WR), Mississippi. 3. Elvin Bethea (DE), N. Carolina A&T. 4. Jim Beirne (WR), Purdue. 5. Bob Longo (TE), Pittsburgh. 6. Traded to Cincinnati. 7. Paul Toscano (DB), Wyoming. 8. Traded to New York. 9a. Bob Robertson (T), Illinois. 9b. Traded to Miami. 10a. Joe Peace (LB), Louisiana Tech. 10b. Tom Dornes (DT), Wisconsin. 11. Bill Hatley (TE), La Verne (injured). 12. Barry Lischner (RB), Missouri. 13. Jim Dousay (RB), Louisiana State (injured). 14. Rich Stotter (LB), Houston. 15. Traded to San Diego. 16. Bob Smith (S), Miami (Ohio). 17. Billy Alsbrook (DB), North Carolina College.

1969

1. Ron Pritchard (LB), Arizona State. 2. Jerry LeVias (WR), S. Methodist. 3a. Elbert Drungo (T), Tennessee State. 3b. Rich Johnson (RB), Illinois. 4a. Charlie Joiner (WR), Grambling. 4b. Roy Gerela (K), N. Mexico State. 5. Johnny Peacock (S), Houston. 6. Willie Grate (WR), South Carolina State. 7. Mike Richardson (RB), S. Methodist. 8. Glenn Woods (DT), Prairie View. 9. Ed Watson (LB), Grambling. 10a. Joe Pryor (TE), Boston College. 10b. Bob Naponic (QB), Illinois. 11. Terry May (DE), Southern Methodist. 12. George Resley (DT), Texas A&M. 13. Richard Pickens (RB), Tennessee. 14. Roy Don Reeves (DB), South Carolina. 15. John Tyszkiewicz (G), Chattanooga. 16. Loyd Waincott (LB), Texas-Austin. 17. Hank Autry (C), S. Mississippi.

1970

1. Doug Wilkerson (G), No. Carolina Central. 2a. Leo Brooks (DT), Texas-Austin. 2b. Bill Dusenbery (RB), J.C. Smith. 3. Traded to Cleveland. 4. Spike Jones (P), Georgia. 5a. Ron Saul (G), Michigan State. 5b. Ed Duley (DT), Northern Arizona. 6. Benny Johnson (CB), J.C. Smith. 7. Charles Olson (S), Concordia (Minn.). 8. Mike McClish (T), Wisconsin. 9. Charles Blossom (DE), Texas Southern. 10. Joe Dawkins (RB), Wisconsin. 11. Robert Morris (C), Duke. 12. Richard Dawkins (TE), J.C. Smith. 13. Jess Lewis (LB), Oregon State. 14. Claire Rasmussen (T), Wisconsin St. (Osh.). 15. Dave Sharp (T), Stanford. 16. No choice. 17. Julian Fagan (P), Mississippi.

1971

1. Dan Pastorini (QB), Santa Clara. 2. Traded to New Orleans. 3. Lynn Dickey (QB), Kansas State. 4. Larron Jackson (T), Missouri. 5. Willie Armstrong (RB), Grambling. 6. Willie Alexander (CB), Alcorn A&M. 7a. Phil Croyle (LB), California (Berkeley). 7b. Larry Watson (T), Morgan State. 8. Traded to Denver. 9. Floyd Rice (LB), Alcorn A&M. 10. Russell Price (DE), N. Carolina Central. 11. Macon Hughes (WR), Rice. 12. John Thompson (G), Minnesota. 13. Joe Hoing (G), Arkansas Tech. 14. Dick Adams (DB), Miami (Ohio). 15. Andy Hopkins (RB), S.F. Austin. 16. Moses Denson (RB), Maryland State. 17. Calvin Fox (LB), Michigan State.

1972

1. Greg Sampson (DT), Stanford. 2. Traded to New Orleans for Mike Tillerman. 3a. Lewis Jolley (RB), N. Carolina. 3b. Solomon Freelon (G), Grambling (from Kansas City). 4. Traded to St. Louis for Dave Olerich. 5. Traded to Denver for Cleo Johnson. 6a. Joe Bullard (DB), Tulane. 6b. Elmer Allen (G), Mississippi. 7. Eric Hutchinson (DB), Northwestern. 8. Guy Roberts (LB), Maryland. 9. Willie Postler (T), Montana. 10a. Rhett Dawson (WR), Florida State. 10b. Jim Butler (TE), Tulsa. 11. Ron Evans (T), Baylor. 12. Willie Rodgers (RB), Jackson State. 13. Willie Roberts (DB), Houston. 14. Gary Crockett (C) Lamar University. 15. Traded to Pittsburgh for Worthy McClure. 16. Guy Murdock (C), Michigan. 17. Kelly Cochrane (QB), Miami (Fla.).

1973

1a. John Matuszak (DT), Tampa. 1b. George Amundson (RB), Iowa State (from Atlanta for

Mike Tillernal). 2. Traded to New Orleans for Mike Tillerman. 3. Traded to Baltimore for Bill Curry. 4. Gregg Bingham (LB), Purdue. 5. Edsel Garrison (WR), Southern California. 6. Ron Mayo (TE), Morgan State. 7. Shelby Jordan (T), Washington (St.L.). 8. Joe Blahak (DB), Nebraska. 9. Mark Williams (K), Rice. 10. Darrell Vaughan (DT), Northern Colorado. 11. Larry Eaglin (CB), S.F. Austin. 12. Brad Lyman (WR), JCLA. 13. Willie Martin (G), Northeastern Oklahoma. 14. Ron Lou (C), Arizona State. 15. Roger Gorce (LB), Baylor. 16. Tim Dameron (WR), East Carolina. 17. Randy Braband (LB), Texas-Austin.

1974

1. Traded to Dallas for Tody Smith and Billy Parks. 2. Traded to Buffalo for Al Cowlings. 3. Traded to Dallas for Tody Smith and Billy Parks. 4. Steve Manstedt (LB), Nebraska. 5. Traded to Washington for Alvin Haymond. 6a. Traded to New Orleans for James Ford. 6b. Booker Brown (G), USC (from Los Angeles for Bob Crum). 7. Leonard Fairley (DB), Alcorn A&M. 8. Mike McCoy (DB), Western Kentucky. 9. Traded to New England for Steve Kiner. 10. Traded to New Orleans for James Ford. 11. Steve Taylor (C), Auburn. 12. Rickey Brown (LB), Florida. 13. Dan Dixon (G), Boise State. 14. Traded to Buffalo for Lvert Carr. 15. Billy Johnson (SP), Widener. 16. Matthew Williams (RB), N.E. Louisiana. 17. Bill Hedge (T), N.W. Missouri State.

1975

1a. Robert Brazile (LB), Jackson State. 1b. Don Hardeman (RB), Texas A&I. 2. Emmett Edwards (WR), Kansas. 3. Traded to Atlanta for Duane Benson. 4. Traded to Dallas for Mike Montgomery. 5. Traded to Oakland for Tommy Maxwell. 6. Jesse O'Neal (DE), Grambling. 7a. Mike Biehl (OT), Miami (Ohio). 7b. Mark Cotney (DB), Cameron State. 8. Jerry Lawrence (DT), South Dakota State. 9. Bob Bruer (TE), Mankato State. 10. Alan Pringle (K), Rice. 11. John Sawyer (TE), S. Mississippi. 12. Willie Miller (WR), Colorado State. 13. Rickey Scales (WR), Virginia Tech. 14. Jody Medford (OG), Rice. 15. Jack Holmes (RB), Texas Southern. 16. Ken Lambert (DB), Virginia Tech. 17. Rickey Seeker (C), Texas A&M.

1976

1. Traded to San Francisco for Vic Washington. 2. Mike Barber (TE), Louisiana Tech. 3. Traded to Kansas City (part of Curley Culp trade). 4a. Traded to Oakland to complete Tommy Maxwell trade. 4b. Steve Largent (WR), Tulsa. 5. Traded to Kansas City in Elmo Wright deal. 6. Todd Simonson (T), South Dakota State. 7. Traded to New England in Bob Adams trade. 8a. Larry Harris (T), Oklahoma State. 8b. Bobby Simon (T), Grambling. 9. Art Stringer (LB), Ball State. 10. Steve Kincannon (QB), Humboldt State. 11. Skip Walker (RB), Texas A&M. 12. Larry Bell (DT), E. Texas State. 13. Danny O'Rourke (WR), Colorado State. 14. John Reimer (T), Wisconsin. 15. Bobby Byars (DT), Cheney State. 16. Claude Johnson (LB), Florida A&M. 17. Allen Misher (WR), LSU.

1977

1. Morris Towns (T), Missouri. 2. George Reihner (G), Penn State. 3a. Traded to San Francisco completing Vic Washington trade. 3b. Tim Wilson (RB), Maryland (choice from Green Bay in Lynn Dickey trade). 3c. Jimmy Giles (TE), Alcorn State (choice from Miami in Ken Ellis trade; traded to Tampa Bay). 3d. Rob Carpenter (RB), Miami (Ohio) (choice from Oakland via Buffalo in Emmett Edwards trade). 4a. Traded to Kansas City for Elmo Wright. 4b. Warren Anderson (WR), West Virginia State (choice from San Diego via Miami in Ken Ellis trade). 5. Choice forfeited. 6a. Gary Woolford (DB), Florida State. 6b. David Carter (C), Western Kentucky (choice from New England for past considerations). 7. Traded to New York Giants for Joe Dawkins. 8a. Steven Davis (WR), Georgia (choice from Seattle in Steve Largent trade). 8b. Eddie Foster (WR), Houston. 9. Bill Curner (DB), South Carolina. 10. Harvey Hull (LB), Mississippi State. 11. Al Romano (LB), Pittsburgh. 12. Ove Johansson (K), Abilene Christian.

1978

1. Earl Campbell (RB), U. of Texas (choice from Tampa Bay). 2. Traded to Tampa Bay (part of Earl Campbell trade). 3. Gifford Nielsen (QB), Brigham Young U. 4. Mike Renfro (WR), Texas Christian U. 5. Traded to Kansas City (part of Otis Taylor trade). 6. Conrad Rucker (TE), Southern University. 7. Traded to Buffalo (part of Jimmy Dean trade). 8. J.C. Wilson (DB), U. of Pittsburgh. 9. Jim Mol (DE), Morningside Col. (Iowa). 10. Stephen Young (TE), Wake Forest U. 11. Willie Thicken (WR), Alabama State U. 12. John Schuhmacher (OG), U. of Southern California.

1979

1. Traded to Kansas City for second round in '79 E '80. 2. Mike Stensrud (DE), Iowa State. 2b. Jesse Baker (DE), Jacksonville State. 3a. To Tampa Bay (Earl Campbell). 3b. Kenny King (RB), Oklahoma (choice from Washington, Ron Saul trade). 4. Traded to San Diego. 5. Traded to Tampa Bay. 6a. Daryl Hunt (LB), Oklahoma (Inv. (choice from Buffalo, Elbert Drungo trade). 6b. Mike Murphy (LB), Southwest Missouri. 7. Tim Ries (DB), Southwest Missouri. 8. Carter Hartwig (DB), Southern California. 9. Richard Ellender (WR), McNeese State Univ. 10. Choice forfeited (supplemental selection for Johnnie Darden). 11. Mike Taylor (OT), Georgia Tech. 12. Wayne Wilson (RB), Shepherd College.

1980

1. To New England, for Leon Gray. 2a. (from Kansas City) Angelo Fields (OT), Michigan State. 2b. Daryle Skaugstad (MG), California-Berkeley. 3. Tim Smith (WR), Nebraska. 4. Chris Combs (TE), New Mexico. 5. John Corker (LB), Oklahoma State. 6. To New England, for Leon Gray (completes trade). 7. Craig Bradshaw (QB), Utah State (from Oakland, Tatum trade; Oilers owe to N.Y. Jets for Rich Caster). 8. Harold Bailey (QB/TE), Oklahoma State. 9. Ed Harris (RB), Bishop College. 10. To Seattle, for Sammy Green. 11. Ed Preston (WR), Western Kentucky. 12. Wiley Pitts (WR), Temple.

1981

1. To Oakland, for Dave Casper. 2. To Oakland, for Dave Casper. 3. Michael Holston (WR), Morgan State. 4. Nick Eyre (OT), BYU. 5. Delberty Fowler (LB), West Virginia. 6. To Seattle, for Sammy Green. 7b. Don Washington (DB), Texas A&I (choice from Oakland, completes Tatum-King trade). 8. Willie Tullis (WR), Troy State. 9. Avon Riley (LB), UCLA. 10. Larry Jones (RB), Colorado State. 11. Claude Matthews (OT), Auburn. 12. Bill Capece (K), Florida State.

1982

1. Mike Munchak (OL), Penn State. 2a. To Oakland (completes Dave Casper acquisition). 2b. Oliver Luck (QB), West Virginia (from Los Angeles through Tampa Bay through Miami; Mike Barber trade). 3a. To Los Angeles (Mike Barber trade). 3b. Stanley Edwards (FB), Michigan (from New York Giants; Rob Carpenter trade). 3c. Robert Abraham (LB), North Carolina State (from Los Angeles through Denver, Mike Barber trade). 4. Steve Bryant (WR), Purdue. 5. Malcolm Taylor (DT), Tennessee State. 6. Gary Allen (RB), Hawaii. 7. To Detroit (Luther Bradley trade). 8. To Los Angeles for Lewis Gilbert. 9. Matt Bradley (DS), Penn State. 10. Ron Reeves (QB), Texas Tech. 11. Jim Campbell (TE), University of Kentucky. 12. Donnie Craft (RB), University of Louisville.

1983

1. Bruce Matthews (OT), USC. 2a. Harvey Salem (OT), Cal-Berkeley. 2b. (choice from Seattle) Keith Bostic (DB), Michigan. 3a. Tim Joiner (LB), LSU. 3b. (choice from Seattle) Chris Dresel (TE), Stanford. 3c. (choice from Green Bay) Steve Brown (CB), Oregon. 4a. Greg Hill (CB), Oklahoma State. 4b. (choice from L.A. Rams) Mike McCloskey (TE), Penn State. 5a. Larry Moriarty (RB), Notre Dame. 5b. (choice from Miami) Jerome Foster (MG), Ohio State. 6. Steve Haworth (S), Oklahoma. 7. Herkie Walls (WR/KR), Texas. 8. Robert Thompson (LB), Michigan. 9. Kevin Potter (S), Missouri. 10. To Green Bay (for Mark Koncar). 11 To New York Giants (for future choice). 12. To New York Giants (for future choice). NOTE: 11th and 12th round pick in 1983 traded to New York Giants for 9th round pick in 1984.

1984

1. Dean Steinkuhler (OT), Nebraska. 2a. Doug Smith (DE), Auburn. 2b. Bo Eason (FS), Cal-Davis. 3. Johnny Meads (LB), Nicholls State. 4a. Mark Studaway (DE), Tennessee. 4b. Patrick Allen (CB), Utah State. 4c. To Washington. 5. Robert Lyles (LB), Texas Christian. 6a. John Grimsley (LB), Kentucky. 6b. Eric Mullins (WR), Stanford. 7. Willie Joyner (RB), Maryland. 8. Kevin Baugh (WR/KR), Penn State. 9a. Jeff Donaldson (DB), Colorado. 9b. Mike Johnson (DE), Illinois. 9c. Mike Russell (LB), Toledo. 10. To L.A. Rams. 11. To L.A. Raiders. 12. To L.A. Rams.

1985

1a. To Minnesota. 1b. (choice from Minnesota) Ray Childress (DE), Texas A&M. 1c. (choice from New Orleans for Earl Campbell) Richard Johnson (CB), Wisconsin. 2a. To Denver. 2b. (choice from Denver) Richard Byrd (DE), S. Mississippi. 3a. To N.Y. Giants (for Butch Woolfolk). 3b. To L.A. Raiders for Jim Romano. 3c. (choice from Denver) Mike Kelley (C/OG), Notre Dame. 4. Tom Briehl (LB), Stanford. 5a. To Dallas for Butch Johnson. 5b. (choice from Kansas City for Bob Hamm) Frank Bush (LB), N.C. State. 5c. (choice from Denver) Lee Johnson, (P/K), BYU. 6a. To L.A. Raiders for Jim Romano. 6b. (choice from Kansas City for Bob Hamm) Joe Krakoski (LB), Washington. 7. Mike Akin (WR), Hawaii. 8. Chuck Thomas (C), Oklahoma. 9. Steve Tasker (PR/KR), Northwestern. 10. Mike Golic (C), Notre Dame. 11. Willie Drewrey (WR/RS), West Virginia. 12. Mark Vonderhaar (OT), Minnesota.

1986

1. Jim Everett (QB), Purdue. 2. Ernest Givins (WR/KR), Louisville. 3. Allen Pinkett (RB), Notre Dame. 4. To Kansas City. 5. Jeff Parks (TE), Auburn. 6. Ray Wallace (RB), Purdue. 7. To L.A. Rams for Drew Hill. 8. Larry Griffin (CB), North Carolina. 9. Bob Sebring (LB), Illinois. 10. Don Sommer (C/G), Texas-El Paso. 11. Mark Cochran (T), Baylor. 12. Chuck Banks (RB), West Virginia Tech.

1987

1a. Alonzo Highsmith (FB), Miami (Fla.). 1b. (choice from L.A. Rams for Jim Everett) Haywood Jeffires (WR), North Carolina State. 2a. To Kansas City. 2b. (choice from Kansas City) Walter Johnson (LB), Louisiana Tech. 3. Cody Carlson (QB), Baylor. 4a. To L.A. Rams for Drew Hill. 4b. (choice from Kansas City) Mark Dusbabek (LB), Minnesota. 5a. To Washington for Tony Zendejas. 5b. (choice from L.A. Rams for Jim Everett) Spencer Tillman (RB), Oklahoma. 6a. Al Smith (LB), Utah State. 6b. (choice from Kansas City for Larry Moriarty) Toby Gaston (LB), Louisiana State. 7. Robert Banks (DE/LB), Notre Dame. 8. Michel James (WR), Washington State. 9. Wes Neighbors (C), Alabama. 10. Curtis Duncan (WR), Northwestern. 11. John Davis (T/C), Georgia Tech. 12. Ira Valentine (RB), Texas A&M.

1988

1a. (choice from L.A. Rams for Jim Everett) To L.A. Raiders for Sean Jones. 1b. Lorenzo White (RB), Michigan State. 2. (reacquired from L.A. Raiders with Sean Jones) Quintin Jones (CB), Pittsburgh. 3a. To San Diego. 3b. (choice from San Diego) Greg Montgomery (P), Michigan State. 3c. To L.A. Raiders for Sean Jones. 4. To L.A. Raiders for Sean Jones. 5a. (choice from San Diego) Cris Dishman (CB), Purdue. 5b. Chris Verhulst (TE), Chico State. 6. Kurt Crain (LB), Auburn. 7. Tracey Eaton (S), Portland State. 8. David Viaene (C), Minnesota-Duluth. 9. David Spradlin (LB), Texas Christian. 10. Marco Johnson (WR/KR), Hawaii. 11. Jethro Franklin (DE), Fresno State. 12. John Brantley (LB), Georgia.

1989

1. David Williams (T), Florida. 2. Scott Kozak (LB), Oregon. 3. Bubba McDowell (S), Miami (Fla.). 4. Rod Harris (WR/KR), Texas A&M. 5. Glenn Montgomery (NT), Houston. 6. Bo Orlando (CB), West Virginia. 7. Tracy Rogers (LB), Fresno State. 8. Alvid Mays (CB), West Virginia. 9. Bob Mrosko (TE), Penn State. 10. Tracy Johnson (FB), Clemson. 11. Brian Smider (T), West Virginia. 12. Chuck Hartlieb (QB), Iowa.

1990

1. Lamar Lathon (LB), Houston. 2. Jeff Alm (DT), Notre Dame. 3. Willis Peguese (DE), Miami (Fla.). 4. Eric Still (G/T), Tennessee. 5. Richard Newbill (LB), Miami (Fla.). 6. Tony Jones (WR), Texas. 7. Andy Murray (FB), Kentucky. 8. Brett Tucker (DB), Northern Illinois. 9. Pat Coleman (WR), Mississippi. 10. Dee Thomas (DB), Nicholls State. 11. Joey Barnes (T), Houston. 12. Reggie Slack (QB), Auburn.

1991

1. To New England. 2a. (choice from New England) Mike Dumas (S), Indiana. 2b. (choice from Minnesota through Dallas) Darryll Lewis (CB), Arizona. 2c. John Flannery (C), Syracuse. 3a. Steve Jackson (CB), Purdue. 3b. (choice from Miami) Kevin Donnalley (T), North Carolina. 4a. (choice from New England) David Rocker (DT), Auburn. 4b. Marcus Robertson (CB), Iowa State. 5. Gary Wellman (WR), USC. 6. To Philadelphia. 7. Kyle Freeman (LB), Angelo State. 8. Gary Brown (RB), Penn State. 9. Shawn Jefferson (WR), Central Florida. 10. Curtis Moore (LB), Kansas. 11. James Smith (S), Richmond. 12. Alex Johnson (WR), Miami (Fla.).

1992

1. To San Diego. 2. Eddie Robinson (LB), Alabama St. 3. Corey Harris (WR), Vanderbilt. 4. Mike Mooney (T), Georgia Tech. 5a. Joe Bowden (LB), Oklahoma. 5b. (from New Orleans) Tony Brown (CB), Fresno State. 5c. Tim Roberts (DT), Southern Miss. 6. Mario Bailey (WR), Washington. 7. Elbert Turner (WR), Illinois. 8. Bucky Richardson (QB), Texas A&M. 9. Bernard Dafney (T), Tennessee. 10. Dion Johnson (WR), East Carolina. 11. Anthony Davis (LB), Utah. 12. Joe Wood (PK), Air Force.

DRAFT BY POSITION

Position	No.
Offensive Line	162
Running Back	93
Linebacker	69
Wide Receiver	65
Defensive Back	58
Defensive Line	48
Tight End	32
Quarterback	31
Kicker	6
Punter	4



PRODUCING THE OILERS

(Colleges and universities which have produced Oiler players, 1960-1991)

Abilene Christian 1, Alabama 4, Alabama A&M 1, Alabama State 1, Alcorn A&M 2, Alcorn State 4, Angelo State 1, Arizona 3, Arizona State 7, Arkansas 6, Arkansas AM&N 2, Arkansas State-1, Auburn 8, Austin College 1, Austin Peay 1, Bakersfield J.C. 1, Ball State 2, Baylor 12, Bethune-Cookman 4, Bishop College 1, Boston College 2, Bowling Green 2, Brigham Young 5, C.W. Post 1, Cal-Berkeley 4, Cal-Davis 2, Cal-Lutheran 1, Cal State-Long Beach 2, Cameron State 1, Central Florida 1, Chico State 1, Cincinnati 2, Citadel 1, Clemson 7, Colgate 1, Colorado 5, Colorado State 4, Columbia 1, Delaware 1, Delaware Valley 1, Delta State 1, Doane (Neb.) 1, Drake 1, Duke 1, East Carolina 1, Eastern Michigan 1, East Texas State 1, Eastern Washington 1, Florida 6, Florida A&M 1, Florida State 4, Fresno State 1, Georgia 3, Georgia Tech 4, Grambling 8, Grand Valley State 1, Hamline 1, Hawaii 4, Heidelberg 1, Hillsdale 1, Houston 18, Howard Payne 5, Huston-Tillotson 1, Idaho 3, Idaho State 1, Illinois 7, Indiana 1, Indiana (Pa.) 1, Iowa State 8, J.C. Smith 3, Jackson State 7, Jacksonville State 1, Kansas 4, Kansas State 1, Kentucky 5, Kentucky State 2, Lafayette 1, Lamar 7, Langston 1, Lenoir-Rhyne 1, Lincoln 2, Livingston 1, Louisiana State 5, Louisiana Tech 2, Louisville 2, Maryland 4, Maryland State 1, McMurray 1, McNeese State 3, Memphis State 2, Miami 8, Miami-Ohio 1, Michigan 5, Minnesota 3, Mississippi 4, Mississippi State 6, Mississippi Valley 1, Missouri 3, Montana 2, Montclair State 1, Morgan State 4, Morris Brown 2, Nebraska 9, Nebraska-Omaha 1, Nevada-Las Vegas 2, Nevada-Reno 2, New Mexico 4, New Mexico Highlands 3, New Mexico State 5, Nicholls State 3, Norfolk State 1, North Carolina 5, North Carolina A&T 1, North Carolina Central 1, North Carolina State 3, North Central State 1, North Park 1, North Texas State 3, Northeastern 1, Northeast Louisiana 2, Northern Michigan 1, Northwest Louisiana 6, Northwest Oklahoma 1, Northwestern 5, Notre Dame 14, Occidental 1, Ohio 1, Ohio State 5, Oklahoma 8, Oklahoma State 8, Oregon 2, Oregon State 1, Palomar J.C. 1, Pennsylvania 1, Penn State 8, Pittsburgh 6, Portland State 3, Prairie View 6, Purdue 11, Rice 4, Ripon 1, Sam Houston State 3, San Diego State 1, San Francisco 1, San Jose State 2, Santa Clara 1, Southern 10, Southern Methodist 5, South Carolina 3, South Dakota State 1, Southern Illinois 2, Southern Mississippi 5, Southeastern Louisiana 1, Southeast Missouri 1, Southwest Missouri State 1, Stanford 5, Stephen F. Austin 6, Syracuse 2, Tampa 1, Tennessee 4, Tennessee State 4, Texas 12, Texas A&I 4, Texas A&M 12, Texas-Arlington 1, Texas Christian 8, Texas Southern 14, Texas Tech 7, Toledo 2, Troy State 1, Tulane 3, Tulsa 5, UCLA 7, USC 12, Utah State 6, Villanova 1, Virginia 2, Washington 3, Washington State 1, Weber State 1, West Texas State 1, West Virginia 5, West Virginia Tech 1, West Virginia Wesleyan 1, Western Illinois 1, Western Kentucky 1, Wichita State 1, Widener 1, Wisconsin 5, Wisconsin-Milwaukee 1, Wylie 1, Wyoming 3.

No College 1 (Toni Fritsch)

The Top Five - Houston 18, Texas Southern 14, Texas A&M 12, Baylor 12, Texas 12



The Houston Oilers' 30th Anniversary "Dream Team": Standing L to R—Robert Brazile, Ray Childress Sr. (Ray Childress Jr.), Fred Glick, Charles Tolar, Bobby Maples, Bob Talamini, Jim Norton, Felicia Moon (Warren Moon), Willie Frazier, K.S. "Bud" Adams, Jr., Ken Burrough, Greg Sampson, Marci Munchak (Mike Munchak), Ken Houston, Charles Hennigan, George Webster, Curley Culp, Billy Johnson, Al Jamison, Zeke Moore. Kneeling L to R—Trey Brazile (Robert Brazile), Bret Floyd (Don Floyd), Hans Fritsch (Tony Fritsch), Miller Farr, Joshua Moon (Warren Moon), Elvin Bethea, Gregg Bingham. Not Pictured—Earl Campbell.

1991 SUPERLATIVES

OILERS

LONGEST RUN FROM SCRIMMAGE:	39 yards by Gary Brown vs. L.A. Raiders
LONGEST PASS COMPLETION:	68 yards from Cody Carlson to Tony Jones vs. Cincinnati (2)
LONGEST PUNT RETURN:	29 yards by Ernest Givins vs. Cincinnati (2)
LONGEST KICKOFF RETURN:	41 yards by Allen Pinkett vs. Cleveland
LONGEST INTERCEPTION RETURN:	52 yards by Lamar Lathon vs. Cincinnati
LONGEST PUNT:	60 yards by Greg Montgomery vs. Philadelphia
LONGEST FIELD GOAL:	52 yards by Al Del Greco vs. Dallas
MOST RUSHING ATTEMPTS:	26 by Allen Pinkett vs. L.A. Raiders (144 yards)
MOST YARDS RUSHING:	144 yards by Allen Pinkett vs. L.A. Raiders (26 attempts)
MOST PASSES ATTEMPTED:	56 by Warren Moon vs. Dallas (41 completions)
MOST PASSES COMPLETED:	41 by Warren Moon vs. Dallas (56 attempts)
MOST YARDS PASSING:	432 by Warren Moon vs. Dallas (41 of 56)
MOST PASSES CAUGHT:	13 by Haywood Jeffires vs. N.Y. Jets (186 yards)
MOST YARDS ON RECEPTIONS:	186 by Haywood Jeffires vs. N.Y. Jets (13 catches)
MOST TOUCHDOWN PASSES:	3 by Warren Moon vs. Cincinnati (2)
MOST INTERCEPTIONS THROWN:	5 by Warren Moon vs. Pittsburgh
MOST RUSHING TOUCHDOWNS:	2 by Allen Pinkett vs. Pittsburgh (2)
MOST TOUCHDOWN RECEPTIONS:	2 by Curtis Duncan vs. New England; Drew Hill vs. Cleveland

OPPONENTS

LONGEST RUN FROM SCRIMMAGE:	24 yards by Merrill Hoge, Pittsburgh; James Joseph, Philadelphia; Rodney Hampton, N.Y. Giants
LONGEST PASS COMPLETION:	80 yards from Jay Schroeder to Sam Graddy, L.A. Raiders
LONGEST PUNT RETURN:	17 yards by Scott Miller, Miami; Webster Slaughter, Cleveland (2)
LONGEST KICKOFF RETURN:	42 yards by Ernie Mills, Pittsburgh
LONGEST INTERCEPTION RETURN:	47 yards by Rickey Dixon, Cincinnati (2)
LONGEST PUNT:	64 yards by Reggie Roby, Miami
LONGEST FIELD GOAL:	55 yards by Matt Stover, Cleveland
MOST RUSHING ATTEMPTS:	28 by Rodney Hampton, N.Y. Giants (140 yards)
MOST YARDS RUSHING:	140 by Rodney Hampton, N.Y. Giants (28 attempts)
MOST PASSES ATTEMPTED:	42 by John Elway, Denver (24 completions); Ken O'Brien, N.Y. Jets (24 completions)
MOST PASSES COMPLETED:	28 by Bernie Kosar, Cleveland (2) (40 attempts)
MOST YARDS PASSING:	301 by John Elway, Denver (24 of 42)
MOST PASSES CAUGHT:	10 by Marv Cook, New England (99 yards); Steve Sewell, Denver (69 yards); Leroy Hoard, Cleveland (107 yards); Leroy Hoard, Cleveland (2) (70 yards)
MOST YARDS ON RECEPTIONS:	111 by Mark Jackson, Denver (7 catches)
MOST TOUCHDOWN PASSES:	2 by John Elway, Denver; Bernie Kosar, Cleveland; Bernie Kosar, Cleveland (2)
MOST INTERCEPTIONS THROWN:	3 by Hugh Millen, New England; Dan Marino, Miami
MOST RUSHING TOUCHDOWNS:	1 eight times
MOST TOUCHDOWN RECEPTIONS:	1 17 times

1991 GAMES PLAYED

Legend: Position Abbreviation Indicates Start
 P = Played
 X = Did Not Play
 I = Injured Reserve
 N = Not on Roster
 TI = Two-Man Inactive
 PS = Practice Squad

NAME																	GAMES PLAYED/		STARTED
	1	2	3	4	5	6	7	8	9	10	11	12	13	14	15	16	P1	P2	
J. Alm	I	I	I	I	P	P	P	P	P	DT	P	P	P	P	P	P	P	P	12/1 (2/0)
H. Anderson	PS	PS	PS	PS	PS	PS	PS	PS	PS	PS	PS	PS	PS	PS	P	N	PS	PS	1/0 (0/0)
G. Brown	P	TI	TI	TI	P	P	P	P	P	P	X	P	X	P	P	P	P	P	11/0 (2/0)
C. Carlson	P	X	X	X	X	X	X	P	X	X	X	X	X	P	X	X	X	X	3/0 (0/0)
R. Childress	DT	DT	DT	DT	DT	DT	DT	DT	DT	DT	DT	DT	DT	DT	DT	TI	TI	DT	15/15(1/1)
P. Coleman	P	TI	P	P	P	X	P	P	P	P	P	P	P	P	P	P	P	P	14/0 (2/0)
D. Dawson	X	X	P	LG	LG	LG	P	P	P	RG	RG	RG	RG	RG	RG	RG	RG	RG	14/10(2/2)
A. Del Greco	N	N	N	N	N	N	N	N	N	P	P	P	P	P	P	P	P	P	7/0 (2/0)
C. Dishman	CB	CB	CB	CB	CB	CB	CB	CB	CB	CB	X	CB	CB	CB	CB	CB	CB	CB	15/15(2/2)
K. Donnalley	P	P	P	P	P	P	P	P	P	P	P	P	P	P	P	P	P	P	16/0 (2/0)
M. Dumas	P	P	P	P	P	P	P	P	P	P	P	P	TI	P	TI	TI	P	P	13/0 (2/0)
C. Duncan	WR	WR	WR	WR	WR	WR	WR	WR	WR	WR	WR	WR	WR	WR	WR	WR	WR	WR	16/16(2/2)
E. Fairs	P	P	P	P	P	P	P	P	P	P	P	P	P	P	P	P	TI	TI	16/0 (0/0)
J. Flannery	RG	RG	RG	RGR	RG	RG	RG	RG	RG	P	P	P	P	P	P	P	P	P	16/9 (2/0)
W. Fuller	LE	LE	LE	LE	LE	LE	LE	LE	LE	LE	LE	LE	LE	LE	LE	LE	LE	LE	16/16(2/2)
E. Givins	WR	WR	WR	WR	WR	WR	WR	WR	WR	WR	WR	WR	WR	WR	WR	WR	WR	WR	16/16(2/2)
R. Graf	P	P	P	P	P	P	P	P	P	P	P	TI	P	I	I	I	I	P	12/0 (1/0)
L. Harris	P	P	P	I	I	I	I	I	P	X	P	P	P	P	P	X	P	X	9/0 (1/0)
D. Hill	WR	WR	WR	WR	WR	WR	WR	WR	WR	WR	WR	WR	WR	WR	WR	WR	WR	WR	16/16(2/2)
I. Howfield	P	P	P	P	P	P	P	P	P	N	N	N	N	N	N	N	N	N	9/0 (0/0)
S. Jackson	P	P	P	P	P	P	CB	P	P	P	P	CB	P	X	P	P	P	P	15/2 (2/0)
H. Jeffires	WR	WR	WR	WR	WR	WR	WR	WR	WR	WR	WR	WR	WR	WR	WR	WR	WR	WR	16/16(2/2)
A. Johnson	TI	X	TI	X	X	TI	TI	P	X	X	TI	X	P	P	P	P	P	P	5/0 (2/0)
E. Johnson	P	X	I	I	I	I	I	I	I	I	I	I	I	I	I	P	P	P	2/0 (2/0)
R. Johnson	CB	CB	CB	CB	CB	CB	X	TI	CB	CB	CB	CB	CB	CB	CB	CB	CB	CB	14/14(2/2)
S. Jones	P	P	P	P	RE	RE	RE	RE	RE	RE	RE	RE	RE	RE	RE	RE	RE	RE	16/12(2/2)
T. Jones	P	P	P	P	P	P	P	P	P	P	P	P	P	P	P	P	P	P	16/0 (2/0)
V. Jones	N	P	P	P	P	P	P	P	TI	P	P	P	P	P	P	P	P	P	14/0 (2/0)
T. Jordan	X	N	N	N	N	N	N	N	N	N	N	N	N	N	N	N	N	N	0/0 (0/0)
S. Kozak	P	P	P	P	P	P	P	P	P	P	P	P	P	P	P	P	P	P	16/0 (2/0)
L. Lathon	LB	LB	LB	LB	LB	LB	LB	LB	LB	LB	LB	LB	LB	LB	LB	LB	LB	LB	16/16(2/2)
D. Lewis	P	P	P	P	P	P	P	CB	P	P	P	P	P	P	P	P	P	P	16/1 (2/0)
D. Maggs	LT	LT	LT	LT	LT	LT	LT	LT	LT	LT	LT	P	LT	LT	LT	LT	LT	LT	16/15(2/2)
B. Matthews	C	C	C	C	C	C	C	C	C	C	C	C	C	C	C	C	C	C	16/16(2/2)
B. McDowell	SS	SS	SS	SS	SS	SS	SS	SS	SS	SS	SS	SS	SS	SS	SS	SS	SS	SS	16/16(2/2)
J. Meads	LB	LB	LB	LB	LB	LB	LB	LB	LB	LB	LB	LB	LB	LB	LB	LB	LB	LB	16/16(2/2)
F. Miotke	P	P	P	P	P	P	P	P	N	PS	PS	PS	PS	PS	PS	PS	PS	PS	8/0 (0/0)
Gl. Montgomery	P	P	P	P	P	P	P	P	P	P	P	P	P	P	P	P	P	P	16/0 (2/0)
Gr. Montgomery	N	P	P	P	P	P	P	P	P	P	P	P	P	P	P	P	P	P	15/0 (2/0)
W. Moon	QB	QB	QB	QB	QB	QB	QB	QB	QB	QB	QB	QB	QB	QB	QB	QB	QB	QB	16/16(2/2)
M. Munchak	LG	LG	LG	TI	X	X	LG	LG	LG	LG	LG	LG	LG	LG	LG	LG	LG	LG	13/13(2/2)
E. Norgard	I	I	I	I	I	I	I	I	I	I	I	I	I	I	I	I	I	I	0/0 (0/0)
B. Orlando	FS	FS	FS	FS	FS	FS	FS	FS	FS	FS	FS	FS	FS	FS	FS	FS	FS	FS	16/16(2/2)
W. Peguese	TI	P	X	P	P	X	P	P	P	P	I	I	I	I	I	I	I	I	7/0 (0/0)
A. Pinkett	RB	RB	RB	RBR	RB	RB	RB	RB	RB	RB	RB	RB	RB	RB	RB	RB	P	P	16/16(2/0)
M. Robertson	P	P	P	P	P	P	P	P	P	P	P	P	P	P	P	P	P	P	16/0 (2/0)
E. Seale	P	P	P	P	TI	P	P	P	P	P	P	P	P	P	P	P	P	P	15/0 (2/0)
R. Slack	PS	PS	PS	PS	TI	TI	TI	TI	TI	TI	TI	TI	TI	TI	TI	X	X	TI	0/0 (0/0)
A. Smith	LB	LB	LB	LB	LB	LB	LB	LB	LB	LB	LB	LB	LB	LB	LB	LB	LB	LB	16/16(2/2)
D. Smith	DT	DT	DT	DT	DT	DT	DT	DT	DT	TI	DT	DT	DT	DT	DT	DT	DT	I	15/15(1/1)
D. Steinkuhler	P	P	P	P	P	P	P	P	P	P	P	RT	P	P	P	P	P	P	16/1 (2/0)
K. Sullivan	P	N	N	N	N	N	N	N	N	N	N	N	N	N	N	N	N	N	1/0 (0/0)
G. Wellman	PS	PS	PS	X	PS	PS	PS	PS	PS	PS	PS	PS	PS	PS	PS	PS	PS	PS	0/0 (0/0)
L. White	N	N	X	P	P	P	P	P	P	P	P	P	P	P	P	P	RB	RB	13/0 (2/2)
D. Williams	RT	RT	RT	RT	RT	RT	RT	RT	RT	RT	RT	RT	LT	RT	RT	RT	RT	RT	16/16(2/2)
L. Williams	RE	RE	RE	RE	I	I	I	I	I	I	P	P	P	P	P	DT	DT	DT	10/5 (2/2)

1991 REGULAR SEASON STATISTICS

Won 11, Lost 5 (*Overtime)

RESULTS

	Home/Away	Attendance
(W) Houston 47, L.A. Raiders 17	(H)	61,367
(W) Houston 30, Cincinnati 7	(A)	56,463
(W) Houston 17, Kansas City 7	(H)	61,058
(L) New England 24, Houston 20	(A)	30,702
(W) Houston 42, Denver 14	(H)	59,145
(W) Houston 23, N.Y. Jets 20	(A)	70,758
(W) Houston 17, Miami 13	(A)	60,705
(W) Houston 35, Cincinnati 3	(H)	58,634
(L)* Washington 16, Houston 13	(A)	55,096
(W)* Houston 26, Dallas 23	(H)	63,001
(W) Houston 28, Cleveland 24	(H)	58,155
(L) Pittsburgh 26, Houston 14	(A)	45,795
(L) Philadelphia 13, Houston 6	(H)	62,141
(W) Houston 31, Pittsburgh 6	(H)	59,225
(W) Houston 17, Cleveland 14	(A)	55,680
(L) N.Y. Giants 24, Houston 20	(A)	63,421

TEAM STATISTICS

	Oilers	Opponent
TOTAL FIRST DOWNS.....	353	280
Rushing.....	99	94
Passing.....	236	163
Penalty.....	18	23
Third Down: Made/Att.....	97/195	88/219
Third Down Efficiency.....	49.7	40.2
Fourth Down: Made/Att.....	3/9	9/19
Fourth Down Efficiency.....	33.3	47.4
POSSESSION AVG.....	30:28	29:32
TOTAL NET YARDS.....	5987	4748
Avg. Per Game.....	374.2	296.8
Total Plays.....	1022	984
Avg. Per Play.....	5.9	4.8
NET YARDS RUSHING.....	1366	1540
Avg. Per Game.....	85.4	96.3
Total Rushes.....	331	407
NET YARDS PASSING.....	4621	3208
Avg. Per Game.....	288.8	200.5
Tackled/Yards Lost.....	24/183	45/314
Gross Yards.....	4804	3522
Attempts/Completions.....	667/411	532/310
Pct. of Completions.....	61.6	58.3
Had Intercepted.....	21	20
PUNTS/AVERAGE.....	53/41.7	74/42.1
NET PUNTING AVERAGE.....	36.6	36.6
PENALTIES/YARDS.....	101/784	111/797
FUMBLES/BALL LOST.....	33/19	27/18
TOUCHDOWNS.....	46	26
Rushing.....	16	8
Passing.....	24	17
Returns.....	6	1

SCORE BY PERIODS

	1	2	3	4	OT	Ttl.
OILERS TOTAL.....	43	129	64	147	3	386
Opp. Total.....	53	81	59	55	3	251

SCORING

	TDR	TDP	TDRt	PAT	FG	S	TP
Howfield.....	0	0	0	25/29	13/18	0	64
Pinkett.....	9	1	0	0/0	0/0	0	60
Del Greco.....	0	0	0	16/16	10/13	0	46
Jeffries.....	0	7	0	0/0	0/0	0	42
Givins.....	0	5	0	0/0	0/0	0	30
Duncan.....	0	4	0	0/0	0/0	0	24
Hill.....	0	4	0	0/0	0/0	0	24
White.....	4	0	0	0/0	0/0	0	24
T. Jones.....	0	2	0	0/0	0/0	0	12
Moon.....	2	0	0	0/0	0/0	0	12
Brown.....	1	0	0	0/0	0/0	0	6
Coleman.....	0	1	0	0/0	0/0	0	6
Dishman.....	0	0	1	0/0	0/0	0	6
Dumas.....	0	0	1	0/0	0/0	0	6
Lathon.....	0	0	1	0/0	0/0	0	6
Lewis.....	0	0	1	0/0	0/0	0	6
McDowell.....	0	0	1	0/0	0/0	0	6
A. Smith.....	0	0	1	0/0	0/0	0	6
OILERS.....	16	24	6	41/46	23/31	0	386
Opp. Total.....	8	17	1	26/26	23/29	0	251

RUSHING	No.	Yds.	Avg.	LG	TD
Pinkett	171	720	4.2	32	9
White	110	465	4.2	20	4
Brown	8	85	10.6	39t	1
Moon	33	68	2.1	12	2
Givins.....	4	30	7.5	23	0
Hill	1	1	1.0	1	0
Carlson	4	-3	-0.8	0	0
OILERS TOTAL	331	1366	4.1	39t	16
Opp. Total	407	1540	3.8	24	8

RECEIVING	No.	Yds.	Avg.	LG	TD
Jeffires	100	1181	11.8	44	7
Hill	90	1109	12.3	61t	4
Givins	70	996	14.2	49	5
Duncan	55	588	10.7	42	4
Pinkett.....	29	228	7.9	36t	1
White.....	27	211	7.8	20	0
T. Jones	19	251	13.2	68t	2
Coleman	11	138	12.5	26	1
Harris	8	101	12.6	29	0
Brown	2	1	0.5	4	0
OILERS TOTAL	411	4804	11.7	68t	24
Opp. Total.....	310	3522	11.4	80t	17

INTERCEPTIONS	No.	Yds.	Avg.	LG	TD
Dishman	6	61	10.2	43	0
McDowell	4	31	7.8	23	0
Orlando	4	18	4.5	18	0
Lathon	3	77	25.7	52t	1
Lewis.....	1	33	33.0	33t	1
Dumas.....	1	19	19.0	19	0
A. Smith.....	1	16	16.0	16	0
OILERS TOTAL	20	255	12.8	52t	2
Opp. Total	21	296	14.1	47	0

PUNTING	No.	Yds.	Avg.	Net	TB	In 20	LG	Blk.
Gr. Montgomery	48	2105	43.9	36.8	4	13	60	2
Sullivan.....	3	106	35.3	32.3	0	1	37	0
OILERS TOTAL	53	2211	41.7	36.6	4	14	60	2
Opp. Total	74	3115	42.1	36.6	8	22	64	1

PUNT RETURNS	No.	FC	Yds.	Avg.	LG	TD
Coleman.....	22	8	138	6.3	24	0
Givins	11	0	107	9.7	29	0
Duncan	1	3	-1	-1.0	0	0
Jackson.....	1	0	0	0.0	0	0
Robertson.....	1	0	0	0.0	0	0
OILERS TOTAL	36	11	244	6.8	29	0
Opp. Total.....	29	5	192	6.6	17	0

KICKOFF RETURNS	No.	Yds.	Avg.	LG	TD
Pinkett.....	26	508	19.5	41	0
Coleman	13	256	19.7	31	0
Brown	3	30	10.0	16	0
Harris	2	34	17.0	19	0
V. Jones	1	7	7.0	7	0
Flannery.....	1	0	0.0	0	0
OILERS TOTAL	46	835	18.2	41	0
Opp. Total.....	63	1071	17.0	42	0

FIELD GOALS	1-19	20-29	30-39	40-49	50+	Total
Howfield.....	1/1	7/7	4/6	1/2	0/2	13/18
Del Greco	1/1	4/5	2/3	2/3	1/1	10/13
OILERS TOTAL	2/2	11/12	6/9	3/5	1/3	23/31
Opp. Total	0/1	9/9	8/10	3/4	3/5	23/29

PASSING	Att.	Comp.	Yds.	Pct.	Avg/Att.	TD
Moon.....	655	404	4690	61.7	7.16	23
Carlson.....	12	7	114	58.3	9.50	1
OILERS TOTAL	667	411	4804	61.6	7.20	24
Opp. Total.....	532	310	3522	58.3	6.62	17

PASSING	Pct. TD	Int.	Pct./Int.	LG	Sacks/Lost	Rating
Moon.....	3.5	21	3.2	61t	23/174	81.7
Carlson.....	8.3	0	0.0	68t	1/9	118.1
OILERS TOTAL	3.6	21	3.2	68t	24/183	82.3
Opp. Total.....	3.2	20	3.8	80t	45/314	73.2

DEFENSIVE STATISTICS

(Compiled from press box stats, figures in parenthesis indicate additional special teams, int., and fum. return tackles)

	TACKLES	ASSISTS	TOTAL TACKLES
A. Smith	99 (2)	44 (1)	143 (3)
Lathon	85 (1)	30 (0)	115 (1)
McDowell	65 (3)	26 (1)	91 (4)
Childress	55	20	75
R. Johnson	52 (2)	15 (1)	67 (3)
Dishman	52 (1)	13 (0)	65 (1)
S. Jones	43	17	60
Orlando	35 (3)	21 (0)	56 (3)
Fuller	40	14	54
D. Smith	33	19	52
Meads	28 (5)	24 (0)	52 (5)
Robertson	25 (3)	5 (0)	30 (3)
Lewis	17 (5)	9 (1)	26 (6)
Jackson	19 (7)	5 (3)	24 (10)
L. Williams	11	6	17
Alm	6	3	9
Dumas	2 (8)	5 (2)	7 (10)
Fairs	3 (5)	3 (2)	6 (7)
Graf	3 (1)	2 (0)	5 (1)
Seale	3 (17)	1 (3)	4 (20)
Gl. Montgomery	1 (7)	1 (3)	2 (10)
Kozak	1 (9)	1 (1)	2 (10)
V. Jones	(5)	(3)	(8)
Matthews	(4)	(1)	(5)
Givins	(4)	(0)	(4)
Jeffires	(4)	(0)	(4)
Hill	(3)	(0)	(3)
Moon	(2)	(0)	(2)
Brown	(1)	(0)	(1)
A. Johnson	(1)	(0)	(1)
Duncan	(1)	(0)	(1)
Maggs	(1)	(0)	(1)
T. Jones	(1)	(0)	(1)
Gr. Montgomery	(1)	(0)	(1)
Munchak	(1)	(0)	(1)
Coferman	(1)	(0)	(1)
White	(1)	(0)	(1)
Miotke	(1)	(0)	(1)
Howfield	(1)	(0)	(1)

QUARTERBACK SACKS

Fuller 15, S. Jones 10, Childress 7, L. Williams 3, Lathon 2, McDowell 2, Alm 1, Jackson 1, Lewis 1, Robertson 1, A. Smith 1, Kozak .5, D. Smith .5

FUMBLES RECOVERED

Dishman 3, Dumas 3, McDowell 3, Fuller 2, Jackson 2, Maggs 2, Orlando 2, Childress 1, Flannery 1, Graf 1, Jeffires 1, Lewis 1, Matthews 1, Moon 1, A. Smith 1, D. Smith 1, L. Williams 1

FUMBLES FORCED

Lathon 6, Childress 3, Dishman 2, A. Smith 2, Dumas 1, Fairs 1, Fuller 1, Graf 1, R. Johnson 1, S. Jones 1, Kozak 1, D. Smith 1

PASSES DEFENSED

Dishman 23, McDowell 13, Lathon 10, R. Johnson 8, Lewis 7, Orlando 7, A. Smith 6, Fuller 4, Dumas 3, Meads 3, D. Smith 3, Jackson 2, Robertson 2, Alm 1, Childress 1, Fairs 1, S. Jones 1

1991 PLAYOFF STATISTICS

Won 1 Lost 1

RESULTS

(W) Houston 17, N.Y. Jets 10
(L) Denver 26, Houston 24

Home/Away

(H)
(A)

Attendance

61,485
75,301

TEAM STATISTICS

	Oilers	Opponent
TOTAL FIRST DOWNS.....	44	44
Rushing.....	12	14
Passing.....	29	26
Penalty.....	3	4
Third Down: Made/Att.....	13/22	11/23
Third Down Efficiency.....	59.1	47.8
Fourth Down: Made/Att.....	0/0	3/5
Fourth Down Efficiency.....	0	60.0
TOTAL NET YARDS.....	725	703
Avg. Per Game.....	362.5	351.5
Total Plays.....	119	120
Avg. Per Play.....	6.1	5.9
NET YARDS RUSHING.....	168	222
Avg. Per Game.....	84.0	111.0
Total Rushes.....	39	54
NET YARDS PASSING.....	557	481
Avg. Per Game.....	278.5	240.5
Tackled/Yards Lost.....	4/39	1/7
Gross Yards.....	596	488
Attempts/Completions.....	76/55	65/41
Pct. of Completions.....	72.4	63.1
Had Intercepted.....	2	4
PUNTS/AVERAGE.....	3/44.3	4/38.3
NET PUNTING AVERAGE.....	37.7	38.3
PENALTIES/YARDS.....	21/140	11/115
FUMBLES/BALL LOST.....	3/1	3/0
TOUCHDOWNS.....	5	4
Rushing.....	0	2
Passing.....	5	2
Returns.....	0	0

SCORE BY PERIODS

	1	2	3	4	OT	Tot.
OILERS TOTAL.....	21	14	0	6	0	41
Opp. Total.....	6	17	3	10	0	36

SCORING

	TDR	TDP	TDR%	PAT	FG	S	TP
Givins.....	0	2	0	0/0	0/0	0	12
Del Greco.....	0	0	0	5/5	2/4	0	11
Duncan.....	0	1	0	0/0	0/0	0	6
Hill.....	0	1	0	0/0	0/0	0	6
Jeffires.....	0	1	0	0/0	0/0	0	6
OILERS.....	0	5	0	5/5	2/4	0	41
Opp. Total.....	2	2	0	3/4	3/3	0	36

RUSHING

	No.	Yds.	Avg.	LG	TD
White.....	34	144	4.2	12	0
Moon.....	5	24	4.8	15	0
OILERS TOTAL.....	39	168	4.3	15	0
Opp. Total.....	54	222	4.1	19	2

RECEIVING

	No.	Yds.	Avg.	LG	TD
Givins.....	12	194	16.2	35	2
Jeffires.....	11	148	13.5	49	1
Hill.....	11	98	8.9	20	1
Duncan.....	10	64	6.4	11	1
White.....	9	66	7.3	17	0
T. Jones.....	1	19	19.0	19	0
Harris.....	1	7	7.0	7	0
OILERS TOTAL.....	55	596	10.8	49	5
Opp. Total.....	41	488	11.9	44	2

INTERCEPTIONS

	No.	Yds.	Avg.	LG	TD
McDowell.....	2	32	16.0	31	0
R. Johnson.....	1	25	25.0	25	0
Orlando.....	1	0	0.0	0	0
OILERS TOTAL.....	4	57	14.3	31	0
Opp. Total.....	2	0	0.0	25	0

PUNTING

	No.	Yds.	Avg.	Net	TB	In 20	LG	Blk
Gr. Montgomery.....	3	133	44.3	37.7	1	1	50	0
OILERS TOTAL.....	3	133	44.3	37.7	1	1	50	0
Opp. Total.....	4	153	38.3	38.3	0	0	43	0

PUNT RETURNS	No.	FC	Yds.	Avg.	LG	TD
Coleman.....	0	3	0	0.0	0	0
OILERS TOTAL	0	3	0	0.0	0	0
Opp. Total.....	0	0	0	0.0	0	0

KICKOFF RETURNS	No.	Yds.	Avg.	LG	TD
Pinkett.....	3	46	15.3	22	0
Coleman.....	3	36	12.0	15	0
Gl. Montgomery.....	1	0	0.0	0	0
OILERS TOTAL	7	82	11.7	22	0
Opp. Total.....	7	142	20.3	30	0

FIELD GOALS	1-19	20-29	30-39	40-49	50+	Total
Del Greco.....	0/0	1/1	0/1	0/1	1/1	2/4
OILERS TOTAL	0/0	1/1	0/1	0/1	1/1	2/4
Opp. Total.....	0/0	1/1	1/1	1/1	0/0	3/3

PASSING	Att.	Comp.	Yds.	Pct.	Avg/Att.	TD
Moon.....	76	55	596	72.4	7.84	5
OILERS TOTAL	76	55	596	72.4	7.84	5
Opp. Total.....	65	41	488	63.1	7.51	2

PASSING	TD	Pct. Int.	Pct. Int.	LG	Sacks/Lost	Rating
Moon.....	6.6	2	2.6	49	4/39	106.7
OILERS TOTAL	6.6	2	2.6	49	4/39	106.7
Opp. Total.....	3.1	4	6.2	44	1/7	70.5

PLAYOFF DEFENSIVE STATISTICS

(Compiled from press box stats, figures in parenthesis indicate additional special teams, int. and fum. return tackles)

	TACKLES	ASSISTS	TOTAL TACKLES
Lathorn	10	8	18
A. Smith	12	3	15
R. Johnson	9	2	11
Dishman	8	1	9
Orlando	6 (1)	3 (0)	9 (1)
McDowell	5	4	9
Lewis	7	0	7
Meads	5 (1)	2 (0)	7 (1)
L. Williams	3	4	7
Robertson	6 (0)	0 (1)	6 (1)
Childress	4	0	4
Alm	3	1	4
Fuller	1	3	4
D. Smith	2	0	2
S. Jones	1	1	2
Jackson	1 (1)	0 (0)	1 (1)
Dumas	1	0	1
Kozak	(2)	(0)	(2)
Gl. Montgomery	(1)	(0)	(1)
Seale	(1)	(0)	(1)
Jeffries	(1)	(0)	(1)

QUARTERBACK SACKS

L. Williams 1

FUMBLES RECOVERED

None

FUMBLES FORCED

A. Smith 1, Orlando 1

PASSES DEFENSED

McDowell 3, Dishman 2, Fuller 1, Childress 1, Jackson 1, R. Johnson 1, Orlando 1

1991 GAME-BY-GAME OFFENSIVE STATISTICS

DATE	OPPONENT	FIRST DOWNS	BY RUSH	BY PASS	BY PENALTY	3RD DOWN CONVERSIONS	3RD DOWN ATTEMPTS	3RD DOWN CONVERSIONS	3RD DOWN ATTEMPTS	NET YARDS	AVERAGE GAIN/PLAY	RUSHING ATTEMPTS	AVERAGE GAIN/PLAY	NET YARDS PASSING	QB SACKS	YARDS LOST	GROSS YARDS PASSING	PASSES ATTEMPTED	PASSES COMPLETED	PERCENTAGE	INTERCEPTS	NO. PENALTIES	YARDS PENALIZED	FUMBLE PENALIZED	FUMBLE-LOST	TURNOVERS	POINTS SCORED	TD PASSING	TD RETURNS	FIELD GOALS MADE	TIME OF POSSESSION	
9/1	LA Raiders	26	11	15	2	10	16	0	0	459	7%	61	240	3	26	266	36	20	59.5	0	1	80	2.1	3.5	1	47	3	2	1	2	2	36:31
9/8	at Cincinnati	21	5	15	1	7	14	0	0	425	6%	71	110	0	0	315	37	22	59.5	1	0	39	0.0	1.7	1	30	1	1	3	3	32:36	
9/16	Kansas City	33	3	15	4	7	12	0	0	275	9%	48	221	1	0	233	38	29	76.3	0	1	15	2.1	2.7	1	17	1	0	1	3	33:10	
9/22	at New England	18	6	12	0	5	13	0	0	453	6%	55	248	0	0	266	44	20	46.5	2	11	111	1.1	5.4	3	20	0	2	0	2	26:46	
10/6	Denver	18	3	13	2	7	12	0	0	378	5%	51	207	1	3	334	31	19	61.3	1	12	88	3.1	4.2	2	42	2	2	0	1	27:57	
10/13	at NY Jets	28	5	19	1	7	12	1	1	436	6%	27	469	1	14	423	30	38	70.0	2	8	72	4.1	1.8	3	25	1	2	0	1	30:56	
10/20	at Miami	23	10	9	4	8	12	0	0	262	7%	42	182	1	9	171	35	21	60.0	3	2	26	1.1	4.5	4	17	0	1	1	2	31:39	
10/27	Cincinnati	26	11	15	0	10	13	0	0	469	10%	24	376	1	5	381	44	28	63.6	2	4	44	1.1	6.0	3	15	1	4	0	1	2	34:29
11/3	at Washington	15	3	12	1	3	12	0	0	367	6%	44	242	1	8	250	44	30	70.8	2	1	20	2.1	5.4	3	13	1	0	2	3	26:28	
11/10	Oakland	33	13	20	0	7	15	0	0	583	6%	28	428	2	3	432	56	41	73.3	0	10	50	1.1	4.2	1	26	2	0	0	4	5	40:34
11/17	Cleveland	25	6	19	0	4	7	1	1	440	6%	33	305	1	4	399	44	31	70.5	1	3	20	3.1	1.6	4	28	1	3	0	0	1	27:54
11/24	at Pittsburgh	21	1	19	1	4	11	0	0	331	6%	24	307	2	17	324	48	24	50.0	9	5	20	4.1	3.4	0	14	0	2	0	0	0	27:50
12/2	Washington	15	0	14	1	8	13	0	0	247	6%	23	228	4	36	262	46	24	52.2	0	6	43	6.5	6.4	5	6	0	0	2	2	24:39	
12/8	Pittsburgh	27	7	18	2	5	11	0	0	350	6%	17	233	3	25	350	36	24	65.2	1	5	40	3.1	4.6	2	31	2	1	1	2	29:56	
12/15	at Cincinnati	20	2	14	1	8	12	1	1	240	6%	15	241	1	8	250	47	26	65.0	1	8	50	1.0	4.6	1	17	0	0	0	1	30:41	
12/21	at NY Giants	23	10	13	0	4	10	0	1	345	8%	18	322	3	14	236	35	22	61.1	0	3	25	0.6	4.4	0	20	1	1	0	2	23:00	
12/29	NY Jets	21	5	15	1	8	14	0	0	303	6%	47	271	4	19	271	40	28	70.0	1	8	35	3.1	2.4	2	17	0	2	0	1	2	33:40
1/4	at Denver	23	7	18	2	5	8	0	0	422	5%	19	320	0	8	328	68	37	55.0	1	11	60	0.6	1.4	0	24	0	3	0	1	2	30:26

1991 GAME-BY-GAME DEFENSIVE STATISTICS

	FIRST DOWNS	BY RUSH	BY PASS	BY PENALTY	3RD DOWN CONVERSIONS	3RD DOWN ATTEMPTS	4TH DOWN CONVERSIONS	4TH DOWN ATTEMPTS	NET YARDS	OFFENSIVE PLAYS	YARDS RUSHING	AVERAGE GAIN/PLAY	RUSHING ATTEMPTS	NET YARDS PASSING	QB SACKS	GROSS YARDS PASSING	PASSES COMPLETED	PERCENTAGE	INTERCEPTIONS	YARDS PENALIZED	FUMBLE LOST	PUNTS-AVERAGE	TURNOVERS	POINTS SCORED	TD PASSING	TD RETURNS	FIELD GOALS MADE	TIME OF POSSESSION						
9/1 LA Raiders	11	3	6	2	3	11	0	2	286	50	57	62	17	3.6	224	2	30	244	31	18	452	2	8	54	22	3407	4	17	0	2	0	1	1	21:28
9/8 @ Cincinnati	19	6	11	2	2	40	0	1	349	61	57	131	36	3.0	210	4	29	247	31	26	843	1	8	81	21	5436	2	7	0	1	0	0	1	27:24
9/16 Kansas City	12	10	2	0	6	10	3	1	200	50	46	145	25	4.1	36	1	8	33	14	7	643	1	11	75	11	3453	2	7	1	0	0	0	0	36:59
9/22 @ Pitts. (England)	21	10	12	1	3	16	1	1	343	69	20	109	30	3.6	234	3	23	251	34	23	616	3	4	21	20	6387	1	24	1	2	0	1	1	32:22
10/8 Phoenix	24	6	14	4	4	16	2	4	363	76	48	91	23	4.0	272	6	62	234	47	27	374	1	0	76	27	5054	3	14	0	2	0	0	1	32:05
10/13 @ P.K. Jerk	21	3	14	4	6	16	3	3	279	66	48	43	21	2.1	810	4	18	260	42	24	511	1	3	80	18	5376	1	20	3	1	0	2	3	29:01
10/20 @ Miami	16	6	9	1	4	12	0	0	275	30	47	57	17	3.4	218	1	11	229	40	19	475	3	0	20	22	4324	0	13	0	1	0	2	2	26:21
10/27 Cincinnati	8	1	6	1	5	12	0	1	183	50	37	17	17	2.2	146	0	0	146	33	15	455	2	6	50	21	5310	3	3	0	0	0	1	2	25:01
11/3 @ Washington	19	2	11	1	9	16	0	0	340	68	51	154	25	4.4	192	0	0	192	35	0	618	1	8	68	33	4398	3	16	1	0	0	3	0	37:07
11/12 Dallas	21	1	17	3	3	10	0	0	294	85	53	60	13	1.8	244	7	19	280	39	24	613	0	7	23	21	6420	3	25	1	0	1	3	2	25:27
11/17 Cincinnati	17	4	12	3	4	14	2	3	313	61	51	52	23	2.3	269	4	26	299	34	21	618	1	6	26	10	4465	1	24	1	2	0	1	1	32:56
11/24 @ Pittsburgh	16	6	9	0	10	19	0	0	254	66	43	139	39	3.6	195	1	9	185	29	18	413	1	6	49	11	4393	2	28	1	1	0	4	4	32:10
1/22 Philadelphia	14	2	8	1	7	16	0	0	360	56	3.6	94	26	3.6	146	3	26	168	37	32	595	1	7	46	10	6472	1	19	0	1	0	2	7	35:21
1/28 Pittsburgh	14	5	9	0	3	13	1	2	232	60	3.9	65	23	3.7	147	7	41	186	30	46	533	1	6	62	43	6437	4	6	0	0	0	2	2	30:08
1/21 @ Cleveland	22	8	12	2	8	14	0	1	340	64	6.1	101	21	4.8	232	1	19	258	40	20	700	1	7	30	0	4384	1	14	0	2	0	0	1	29:17
1/23 @ NY Giants	21	13	8	0	6	11	0	0	383	99	6.5	193	49	4.8	190	0	0	200	11	15	692	0	4	40	21	7450	1	24	3	1	0	1	2	37:26
1/29 @ NY Jets	10	1	14	3	0	12	0	2	205	55	3.2	71	23	3.1	314	1	1	221	31	21	678	3	5	45	60	4360	3	19	0	1	0	1	1	26:30
1/4 @ Denver	16	11	12	1	5	11	3	3	418	65	6.4	151	31	4.9	267	0	0	267	34	26	584	1	8	70	30	6405	1	26	2	1	0	2	2	27:34

1991 RUSHING STATISTICS

1991 INDIVIDUAL RUSHING STATISTICS (ATTEMPTS-YARDS-LONGEST-TOUCHDOWNS)

Date	Opponent	Pinkett	White	Moon	Brown	Carlson	Givins	Hill
9/1	L.A. Raiders	26-144-27-1		4-8-5-1	5-60-39t-1	0-0-0-0	1-7-7-0	0-0-0-0
9/8	@ Cincinnati	21-101-31-1		2-9-5-0			0-0-0-0	0-0-0-0
9/16	Kansas City	18-47-11-1		2-1-1-0			0-0-0-0	0-0-0-0
9/22	@ New England	8-32-11-0	8-53-12-0	0-0-0-0			0-0-0-0	0-0-0-0
10/6	Denver	9-18-6-1	9-34-10-1	2-(-1)-2-0	0-0-0-0		0-0-0-0	0-0-0-0
10/13	@ N.Y. Jets	3-(-1)-1-0	11-24-11-1	1-4-4-0	0-0-0-0		0-0-0-0	0-0-0-0
10/20	@ Miami	8-32-11-0	17-72-9-0	5-13-12-0	0-0-0-0		0-0-0-0	1-1-1-0
10/27	Cincinnati	16-86-20-1	3-1-6-0	1-(-1)-(-1)-0	3-25-12-0	1-(-1)-(-1)-1	0-0-0-0	0-0-0-0
11/3	@ Washington	2-5-3-0	11-14-6-1	3-6-3-0	0-0-0-0		0-0-0-0	0-0-0-0
11/10	Dallas	10-51-12-1	15-81-16-1	2-3-3-0	0-0-0-0		1-23-23-0	0-0-0-0
11/17	Cleveland	7-26-6-1	7-20-6-0	1-(-1)-(-1)-0			0-0-0-0	0-0-0-0
11/24	@ Pittsburgh	7-18-7-0	6-9-4-0	3-2-2-0	0-0-0-0		1-(-5)-(-5)-0	0-0-0-0
12/2	Philadelphia	6-10-5-0	2-5-4-0	3-6-6-0			0-0-0-0	0-0-0-0
12/8	Pittsburgh	16-98-32-2	2-21-12-0	1-0-0-0	0-0-0-0	3-(-2)-0-0	0-0-0-0	0-0-0-0
12/15	@ Cleveland	8-20-7-0	9-47-20-0	1-1-1-1-0	0-0-0-0		1-5-5-0	0-0-0-0
12/21	@ N.Y. Giants	6-33-13-0	10-82-14-0	2-8-6-1	0-0-0-0		0-0-0-0	0-0-0-0
12/29	N.Y. Jets	0-0-0-0	17-65-12-0	3-6-7-0	0-0-0-0		0-0-0-0	0-0-0-0
1/4	@ Denver	0-0-0-0	17-79-10-0	2-18-15-0	0-0-0-0		0-0-0-0	0-0-0-0

1991 RECEIVING STATISTICS

1991 INDIVIDUAL RECEIVING STATISTICS (NUMBER-YARDS-LONGEST-TOUCHDOWNS)

Date	Opponent	Givins	Hill	Jeffries	Duncan	T. Jones	Harris	Pinkett	White	Coleman	Brown
9/1	L.A. Raiders	6-90-24-1	3-32-16-0	2-11-10-0	2-10-5-0	3-66-33-1	1-29-29-0	1-12-12-0	1-21-21-0	1-(3)-(3)-0	
9/8	@ Cincinnati	5-73-28-0	4-65-21-0	4-91-42-1	3-48-21-0	0-0-0-0	2-18-13-0	4-20-7-0			
9/16	Kansas City	4-54-19-0	3-23-11-0	9-60-12-1	5-35-12-0	1-8-8-0	1-8-8-0	5-30-7-0		1-15-15-0	
9/22	@ New England	2-24-19-0	3-48-33-0	7-98-40-0	4-62-35-2	1-4-4-0		0-0-0-0	3-32-14-0	0-0-0-0	
10/6	Denver	5-151-49-0	2-24-21-0	5-63-17-1	2-26-20-0	1-4-4-0		3-65-36t-1	1-1-1-0	0-0-0-0	
10/13	@ N.Y. Jets	4-44-17-0	6-80-37t-1	13-186-35-0	8-67-23-1	1-8-8-0		0-0-0-0	3-38-16-0		0-0-0-0
10/20	@ Miami	6-55-16-0	5-63-21-0	4-31-9-0	2-6-5-1	1-3-3-0		0-0-0-0	2-6-8-0	1-7-7-0	0-0-0-0
10/27	Cincinnati	3-38-22-1	6-129-61t-1	5-37-9-1	9-76-13-0	3-93-68t-1		1-4-4-0	0-0-0-0	0-0-0-0	1-4-4-0
11/3	@ Washington	2-20-12-0	9-83-19-0	4-37-14-0	1-23-23-0	2-20-13-0	1-10-10-0	1-11-11-0	5-46-16-0		0-0-0-0
11/10	Dallas	4-59-27-0	8-95-22-0	8-83-24-0	5-48-12-0	3-26-20-0		2-15-8-0	6-28-10-0	5-78-26-0	0-0-0-0
11/17	Cleveland	5-77-28-0	11-144-40t-2	6-80-29-0	3-60-42-0	1-6-6-0	1-4-4-0	1-9-9-0	1-6-6-0	2-13-9-1	
11/24	@ Pittsburgh	4-48-16-1	3-53-35-0	8-122-26-1	5-62-15-0	0-0-0-0	0-0-0-0	0-0-0-0	4-39-20-0	0-0-0-0	0-0-0-0
12/2	Philadelphia	6-89-20-0	4-38-19-0	8-82-22-0	0-0-0-0	1-5-5-0	2-32-24-0	3-16-13-0	0-0-0-0	0-0-0-0	
12/8	Pittsburgh	5-44-20-0	8-97-20-0	6-77-22-1	2-32-19-0	0-0-0-0	0-0-0-0	2-4-8-0	0-0-0-0	1-4-4-0	0-0-0-0
12/15	@ Cleveland	3-43-20-1	8-60-12-0	7-91-44-1	2-12-6-0	0-0-0-0	0-0-0-0	5-36-11-0	1-8-8-0	0-0-0-0	0-0-0-0
12/21	@ N.Y. Giants	6-87-23-1	7-75-21-0	4-32-9-0	2-21-11-0	1-8-8-0		1-6-6-0	1-7-7-0	0-0-0-0	0-0-0-0
12/29	N.Y. Jets	6-83-35-2	9-77-20-0	4-49-24-0	4-24-8-0	0-0-0-0	1-7-7-0	0-0-0-0	4-31-17-0	0-0-0-0	0-0-0-0
1/4	@ Denver	6-111-29-0	2-21-12-1	7-99-49-1	6-40-11-1	1-19-19-0		0-0-0-0	5-35-10-0	0-0-0-0	0-0-0-0

1991 PASSING STATISTICS

1991 INDIVIDUAL PASSING STATISTICS (ATTEMPTS-COMPLETIONS-YARDS GAINED-PERCENTAGE-TOUCHDOWNS-INTERCEPTIONS-LONGEST-SACKS-YARDS LOST)

Date	Opponent	Moon	Carlson
9/1	L.A. Raiders	33-18-250-54.5-2-0-33-2-19	3-2-18-66.7-0-0-21-1-9
9/8	@ Cincinnati	37-22-315-59.5-1-1-42-0-0	
9/16	Kansas City	38-29-233-76.3-1-0-19-1-6	
9/22	@ New England	44-20-268-45.5-2-2-40-0-0	
10/6	Denver	31-19-334-61.3-2-1-49-1-7	
10/13	@ N.Y. Jets	50-35-423-70.0-2-2-37-1-14	
10/20	@ Miami	35-21-171-60.0-1-3-21-1-9	
10/27	Cincinnati	37-24-289-64.9-3-2-61-1-5	7-4-92-57.1-1-0-68-0-0
11/3	@ Washington	44-25-250-56.8-0-2-23-1-8	
11/10	Dallas	56-41-432-73.2-0-0-28-2-7	
11/17	Cleveland	44-31-399-70.5-3-1-42-1-4	
11/24	@ Pittsburgh	48-24-324-50.0-2-5-35-2-17	
12/2	Philadelphia	46-24-262-52.2-0-2-24-4-36	
12/8	Pittsburgh	36-23-254-63.9-1-1-22-3-25	2-1-4-50.0-0-0-4-0-0
12/15	@ Cleveland	40-26-250-65.0-2-1-44-1-3	
12/21	@ N.Y. Giants	36-22-236-61.1-1-0-23-2-14	
12/29	N.Y. Jets	40-28-271-70.0-2-1-35-4-39	
1/4	@ Denver	36-27-325-75.0-3-1-49-0-0	

1991 TACKLES STATISTICS

(Top 15 Only)

1991 INDIVIDUAL TACKLE STATISTICS (SOLO-ASSISTS-TOTAL)

Date	Opponent	A. Smith	Lathon	McDowell	Childress	R. Johnson	Dishman	S. Jones	Orlando	Fuller	D. Smith	Meads	Robertson	Lewis	Jackson	L. Williams
9/1	L.A. Raiders	6-1-7	3-3-6	3-0-3	1-1-2	4-0-4	2-1-3	1-1-2	1-0-1	1-1-2	3-2-5	3-1-4	0-1-1	0-1-1	0-0-0	2-0-2
9/8	@Cincinnati	9-0-9	5-0-5	6-0-6	4-0-4	3-0-3	5-1-6	1-0-1	3-0-3	2-0-2	1-0-1	0-0-0	1-0-1	1-0-1	2-0-2	1-0-1
9/16	Kansas City	5-6-11	6-3-9	1-6-7	5-3-8	1-2-3	3-1-4	0-0-0	0-3-3	4-1-5	4-4-8	1-3-4	0-0-0	1-0-1	2-0-2	3-3-6
9/22	@New England	11-2-13	5-3-8	2-3-5	6-5-11	8-0-8	6-4-10	0-1-1	1-1-2	1-1-2	5-1-6	2-3-5	4-0-4	0-1-1	0-0-0	2-1-3
10/6	Denver	2-1-3	9-1-10	9-2-11	2-1-3	3-3-6	6-2-8	6-1-7	2-2-4	5-2-7	0-0-0	1-1-2	1-0-1	1-0-1	2-4-6	
10/13	@N.Y. Jets	8-1-9	5-1-6	4-0-4	3-2-5	4-1-5	5-0-5	3-0-3	2-1-3	2-1-3	2-1-3	2-0-2	2-1-3	3-1-4	2-0-2	
10/20	@Miami	6-1-7	3-0-3	5-1-6	0-0-0		0-0-0	6-0-6	2-0-2	2-1-3	3-1-4	0-0-0	1-0-1	0-0-0	3-0-3	
10/27	Cincinnati	2-1-3	5-4-9	2-2-4	2-2-4		4-1-5	5-1-6	2-1-3	0-1-1	0-3-3	2-3-5	3-1-4	1-2-3	0-1-1	
11/3	@Washington	8-2-10	6-1-7	8-0-8	1-0-1	7-1-8	2-0-2	4-0-4	3-0-3	1-0-1	5-0-5	0-0-0	5-0-5	1-0-1	0-0-0	
11/10	Dallas	6-2-8	7-0-7	2-1-3	3-0-3	2-0-2	5-0-5	2-0-2	2-0-2	1-0-1		3-0-3	3-0-3	1-0-1	0-0-0	
11/17	Cleveland	6-6-12	5-5-10	3-1-4	9-2-11	2-1-3	2-0-2	2-4-6	1-4-5	3-0-3	1-1-2	1-4-5	1-0-1	0-2-2	2-0-2	1-1-2
11/24	@Pittsburgh	8-2-10	6-0-6	2-0-2	6-3-9	3-1-4		2-3-5	4-0-4	3-1-4	0-1-1	3-1-4	0-0-0	0-0-0	5-0-5	0-0-0
12/2	Philadelphia	3-8-11	6-7-13	0-6-6	5-1-6	5-1-6	4-1-5	4-4-8	2-3-5	2-3-5	5-2-7	3-3-6	0-0-0	1-0-1	0-0-0	0-0-0
12/8	Pittsburgh	2-5-7	5-2-7	6-3-9	7-0-7	4-4-8	1-2-3	3-1-4	1-2-3	4-0-4	0-2-2	3-3-6	0-1-1	1-0-1		0-0-0
12/15	@Cleveland	8-2-10	10-0-10	5-1-6	1-0-1	3-1-4	1-0-1	1-1-2	1-2-3	7-0-7	1-1-2	2-2-4	3-0-3	5-2-7	0-0-0	1-0-1
12/21	@N.Y. Giants	9-4-13	0-0-0	7-0-7	3-0-3	3-0-3	6-0-6	3-0-3	8-2-10	2-2-4	3-0-3	2-0-2	1-1-2	1-0-1	1-0-1	1-1-2
12/29	N.Y. Jets	6-2-8	4-7-11	2-3-5		4-2-6	5-0-5	0-1-1	2-2-4	0-3-3	2-0-2	4-2-6	2-0-2	4-0-4	0-0-0	1-4-5
1/4	@Denver	6-1-7	6-1-7	3-1-4	4-0-4	5-0-5	3-1-4	1-0-1	4-1-5	1-0-1		1-0-1	4-0-4	3-0-3	1-0-1	2-0-2

1991 GAME SUMMARIES

GAME #1 HOUSTON 47, L.A. RAIDERS 17

HOUSTON, SEPT. 1—The Houston Oilers defeated the Los Angeles Raiders 47-17 before 61,367 fans in the Astrodome. On the game's opening possession, the Oilers marched 87 yards in 16 plays (no play longer than 10 yds.) with the touchdown coming on RB Allen Pinkett's 8-yard run (PAT failed). On the Raiders' third play following the kickoff, Houston S Bubba McDowell intercepted QB Jay Schroeder's pass on the L.A. 38-yard line. With Pinkett's 12-yard run as the long play, QB Warren Moon scored the TD on a 1-yard dive to put the Oilers ahead 13-0. Houston got a 33-yard Ian Howfield field goal on its next series as WR Tony Jones' 33-yard catch set up that score. Midway through the second period, the Raiders scored on Schroeder's 59-yard bomb to WR Willie Gault to make it 16-7 at halftime. On the second play of the second half, Houston DT Doug Smith forced a Marcus Allen fumble with McDowell recovering at the Raider 35. A 24-yard Moon to WR Ernest Givins completion preceded Givins' 21-yard scoring reception. Los Angeles made it 23-10 when Oiler CB Richard Johnson was penalized 25 yards for pass interference and Jeff Jaeger booted a 39-yard FG. Moon then promptly led the Oilers on a seven-play, 82-yard drive that featured a 29-yard pass to WR Leonard Harris and a 28-yarder to Jones for the touchdown. Houston went up 37-10 when Sam Graddy fumbled the ensuing kickoff (forced by Eric Fairs) and Oiler rookie Mike Dumas scooped up the ball and ran 19 yards for a touchdown. Early in the final quarter, Givins' 24-yard snag and Pinkett's 19-yard run helped set up a 46-yard Howfield field goal. L.A. decreased its deficit to 40-17 on the first play following the kickoff as relief QB Vince Evans hooked up with Graddy for an 80-yard TD pass. With Oiler backups in the game, Houston closed out the scoring on rookie Gary Brown's 39-yard scoring run.

L.A. Raiders	0	7	3	7	17
Houston	6	10	21	10	47

Houston—Pinkett 8 run (PAT failed)

Houston—Moon 1 run (Howfield kick)

Houston—Howfield 33 field goal

L.A. Raiders—Gault 59 pass from Schroeder (Jaeger kick)

Houston—Givins 21 pass from Moon (Howfield kick)

L.A. Raiders—Jaeger 39 field goal

Houston—T. Jones 28 pass from Moon (Howfield kick)

Houston—Dumas 19 fumble return (Howfield kick)

Houston—Howfield 46 field goal

L.A. Raiders—Graddy 80 pass from Evans (Jaeger kick)

Houston—Brown 39 run (Howfield kick)

	L.A.	Hou.
First Downs	11	26
Rushes-Yards	17-62	36-219
Passing Yards	224	240
Total Yards	286	459
Had QB Sacked	2-20	3-28
Passes	31-14-2	36-20-0
Punts	3-40.7	3-35.3
Fumbles/Lost	2-2	2-1
Penalties/Yards	8-54	7-80

A—61,367

INDIVIDUAL LEADERS

RUSHING—L.A. Raiders: Allen 8-17, Smith 2-13, Schroeder 1-12

Houston: Pinkett 26-144, Brown 5-60, Moon 4-8

PASSING—L.A. Raiders: Evans 10-6-1, 127 yards, 1 TD; Schroeder 21-8-1, 117 yards

1 TD

Houston: Moon 33-18-0, 250 yards, 2 TDs; Carlson 3-2-0, 18 yards, 0 TD

RECEIVING—L.A. Raiders: Craig 4-32, Graddy 3-103, Allen 3-16, Gault 2-73

Houston: Givins 6-90, T. Jones 3-66, Hill 3-32, Jeffires 2-11

GAME #2 HOUSTON 30, CINCINNATI 7

CINCINNATI, SEPT. 8—The Houston Oilers defeated the Cincinnati Bengals 30-7 before 56,463 fans at Riverfront Stadium. After a scoreless first quarter, the Oilers got on the board with a 19-yard Ian Howfield field goal in the second period. The 15-play drive advanced to the Bengal 2-yard line before stalling. On their next series, Houston put together a 76-yard series that featured a 42-yard QB Warren Moon to WR Haywood Jeffires completion. However, the Oilers could not get past the Cincinnati 4 and Howfield booted a 21-yard FG. On the final play of the half, Oiler DE Sean Jones blocked Jim Breech's 33-yard field goal attempt to preserve Houston's 6-0 lead. To start the second half, the Oilers drove 80 yards in just five plays as Moon's 22-yard pass to WR Ernest Givins preceded Allen Pinkett's 31-yard touchdown run. Up 13-0, the Oilers had a chance to extend the lead the next time they had the ball, but a Moon pass was intercepted in the end zone by CB Eric Thomas. The Bengals immediately drove 80 yards in seven plays with a 23-yard pass from QB Boomer Esiason to WR Tim McGee helping to set up WR Lynn James' 18-yard TD reception. Houston jumped out to a 20-7 lead early in the final quarter when Moon hit Jeffires with a 22-yard scoring pass to culminate a 90-yard drive (long play- 18-yr. pass from Moon to WR Drew Hill). One play later, an Esiason pass was intercepted by Oiler LB Lamar Lathon and returned 52 yards for a TD. The Oilers closed out the scoring with Howfield's 37-yard field goal which was set up by WR Curtis Duncan's 21-yard catch.

Houston	0	6	7	17	30
Cincinnati	0	0	7	0	7

Houston—Howfield 19 field goal
Houston—Howfield 21 field goal
Houston—Pinkett 31 run (Howfield kick)
Cincinnati—James 18 pass from Esiason (Breech kick)
Houston—Jeffires 22 pass from Moon (Howfield kick)
Houston—Lathon 52 interception return (Howfield kick)
Houston—Howfield 37 field goal

	Hou.	Cin.
First Downs	21	19
Rushes-Yards	23-110	26-131
Passing Yards	315	218
Total Yards	425	349
Had QB Sacked	0-0	4-29
Passes	37-22-1	31-20-1
Punts	3-37.7	5-43.6
Fumbles/Lost	0-0	2-1
Penalties/Yards	6-39	8-81

A—56,463

INDIVIDUAL LEADERS

RUSHING—Houston: Pinkett 21-101, Moon 2-9
 Cincinnati: Brooks 20-101, Green 3-18, Ball 2-6, Esiason 1-6
PASSING—Houston: Moon 37-22-1, 315 yards, 1 TD
 Cincinnati: Esiason 28-17-1, 216 yards, 1 TD; Wilhelm 3-3-0, 31 yards, 0 TD
RECEIVING—Houston: Givins 5-73, Jeffires 4-91, Hill 4-65, Pinkett 4-20
 Cincinnati: James 4-66, Brooks 4-27, Barber 3-30, Brown 2-46

GAME #3 HOUSTON 17, KANSAS CITY 7

HOUSTON, SEPT. 16—The Houston Oilers defeated the Kansas City Chiefs 17-7 before 61,058 fans in the Astrodome. The win allowed the Oilers to better their record to 3-0 for the first time in franchise history. Houston earned the game's first break in the first quarter when Scott Kozak forced K.C.'s Fred Jones to fumble on a punt return with Mike Dumas recovering on the Chiefs' 27-yard line. It took the Oilers nine plays to move into the end zone with RB Allen Pinkett scoring the touchdown from a yard out. Midway through the second quarter, the Chiefs embarked on a 13-play, 70-yard drive that culminated with RB Christian Okoye's 2-yard run. In the third quarter, Houston QB Warren Moon led the team on a marathon 14-play, 93-yard march that consumed 9:03. Moon's 19-yard completion to WR Ernest Givins was the long play before WR Haywood Jeffires caught the 4-yard TD pass to give Houston a 14-7 lead. The game's key play came in the third quarter when Oiler CB Cris Dishman made an interception of a Steve DeBerg pass in the end zone. Taking over on their own 15, the Oilers then drove 80 yards in 17 plays consuming 9:19 before stalling on the Kansas City 5-yard line. PK Ian Howfield then gave the Oilers some insurance points with a 23-yard field goal with 21 seconds remaining in the game.

Kansas City	0	7	0	0	7
Houston	7	0	7	3	17

Houston—Pinkett 1 run (Howfield kick)
Kansas City—Okoye 2 run (Lowery kick)
Houston—Jeffires 4 pass from Moon
 (Howfield kick)
Houston—Howfield 23 field goal

	K.C.	Hou.
First Downs	15	22
Rushes-Yards	35-145	20-48
Passing Yards	85	227
Total Yards	230	275
Had QB Sacked	1-8	1-6
Passes	14-9-1	38-29-0
Punts	3-43.3	2-37.5
Fumbles/Lost	1-1	2-1
Penalties/Yards	11-77	3-15

A—61,058

INDIVIDUAL LEADERS

RUSHING—Kansas City: Okoye 17-75, Word, 14-54, Williams 3-15

Houston: Pinkett 18-47, Moon 2-1

PASSING—Kansas City: DeBerg 14-9-1, 93 yards, 0 TD

Houston: Moon 38-29-0, 233 yards, 1 TD

RECEIVING—Kansas City: Barnett 2-31, McNair 2-20, Harry 2-18, Hayes 2-11

Houston: Jeffires 9-60, Duncan 5-35, Pinkett 5-30, Givins 4-54

GAME #4

NEW ENGLAND 24, HOUSTON 20

FOXBORO, SEPT. 22—The Houston Oilers were defeated by the New England Patriots 24-20 before 30,702 fans at Foxboro Stadium. Early in the opening quarter, Houston's Pat Coleman fumbled a punt giving the Patriots the ball at the Oiler 24-yard line. Three plays later, Jason Staurovsky booted a 33-yard field goal. Later in the quarter, Houston assumed possession on New England's 42 following a short punt. QB Warren Moon's 17-yard completion to WR Haywood Jeffires was the long play before PK Ian Howfield tied the game with a 28-yard FG. On the Oilers' initial second quarter series, Moon was intercepted by CB Mickey Washington on the Patriots' 45. QB Hugh Millen's 20-yard throw to WR Greg McMurtry preceded RB Jon Vaughn's 13-yard halfback option TD pass to TE Marv Cook. The Oilers trimmed their deficit to 10-6 when Howfield kicked a 38-yard field goal. Rookie S Mike Dumas' first interception had helped set up that score. On the ensuing kickoff, Houston's Victor Jones was flagged for a personal foul that let New England start their drive on their own 40. With just over two minutes left in the half, the Pats drove 60 yards in ten plays with the touchdown coming on RB Leonard Russell's 2-yard run. The third period was scoreless although CB Jerome Henderson intercepted a Moon pass in the end zone late in the quarter. On New England's first fourth quarter series, Houston CB Cris Dishman intercepted Millen. Moon's 19-yard pass to WR Ernest Givins then helped pave the way for a 35-yard scoring reception by WR Curtis Duncan that closed Houston's deficit to 17-13. With 5:11 left in the game, the Oilers embarked on an eight-play, 69-yard march that featured a 33-yard completion to WR Drew Hill and culminated in Duncan's 5-yard TD catch. With Houston holding a 20-17 lead and 1:48 remaining, the Patriots assumed possession on their own 17. Millen completed a clutch third-and-15 pass to WR Michael Thompson for 16 yards before McMurtry scored the winning TD with a 34-yard catch-and-run with only six seconds left in the game.

Houston	3	3	0	14	20
New England	3	14	0	7	24

New England—Staurovsky 33 field goal

Houston—Howfield 28 field goal

New England—Cook 13 pass from Vaughn (Staurovsky kick)

Houston—Howfield 38 field goal

New England—Russell 2 run (Staurovsky kick)

Houston—Duncan 35 pass from Moon (Howfield kick)

Houston—Duncan 5 pass from Moon (Howfield kick)

New England—McMurtry 34 pass from Millen (Staurovsky kick)

	Hou.	N.E.
First Downs	18	23
Rushes-Yards	16-85	30-109
Passing Yards	268	234
Total Yards	353	343
Had QB Sacked	0-0	5-23
Passes	44-20-2	34-23-3
Punts	5-44.8	6-34.7
Fumbles/Lost	1-1	2-0
Penalties/Yards	11-111	4-21

A—30,702

INDIVIDUAL LEADERS

RUSHING—Houston: White 8-53, Pinkett 8-32

New England: Russell 19-85, Stephens 4-14

PASSING—Houston: Moon 44-20-2, 268 yards, 2 TDs

New England: Millen 33-22-3, 244 yards, 1 TD; Vaughn 1-1-0, 13 yards, 1 TD

RECEIVING—Houston: Jeffires 7-98, Duncan 4-62, Hill 3-48, White 3-32

New England: Cook 10-99, Fryar 6-57, McMurtry 3-58, Timpson 1-16

GAME #5

HOUSTON 42, DENVER 14

HOUSTON, OCT. 6—The Houston Oilers defeated the Denver Broncos 42-14 before a sold-out Astrodome crowd of 59,145. Houston scored the game's first 35 points with the first 28 coming off of turnovers. On Denver's first series, Mike Horan's punt was blocked by Bo Orlando with Bubba McDowell recovering the ball in the end zone for a touchdown. On the second play of the second quarter, a Warren Moon pass was intercepted by Denver S Dennis Smith in the end zone. However, four plays later, John Elway's pass was picked off by Oiler CB Cris Dishman and returned 43 yards to the Bronco 1-yard line. RB Allen Pinkett then scored the TD that put Houston ahead 14-0. On the third play following the ensuing kickoff, DE Sean Jones sacked Elway, forcing a fumble that was recovered by DE William Fuller at the Denver 13. Houston RB Lorenzo White ran it in from the 1 to make it 21-0. Again, the third play following the kickoff was an Oiler charm as Fuller forced a Steve Sewell fumble on a shovel pass and Dishman returned the ball 19 yards for a touchdown. The Oilers extended their advantage to 35-0 with an 80-yard drive that featured a 49-yard Moon to WR Ernest Givins completion and ended with WR Haywood Jeffires' 3-yard TD catch. On the final play of the half, McDowell blocked David Treadwell's 30-yard field goal attempt. In the third period, Houston's Pat Coleman fumbled a punt, giving the Broncos possession at midfield. Denver got on the board with Elway's 3-yard TD toss to Sewell. Early in the fourth quarter, Denver made it 35-14 when Elway and WR Ricky Nattiel combined on a 70-yard scoring bomb. The Oilers closed out the scoring when Moon passes to Givins (19 yds.) and WR Curtis Duncan (20 yds.) preceded Pinkett's 36-yard catch-and-run TD.

Denver	0	0	7	7	14
Houston	7	28	0	7	42

Houston—McDowell blocked punt 12 return
(Howfield kick)

Houston—Pinkett 1 run (Howfield kick)

Houston—White 1 run (Howfield kick)

Houston—Dishman 19 fumble return
(Howfield kick)

Houston—Jeffires 3 pass from Moon
(Howfield kick)

Denver—Sewell 3 pass from Elway
(Treadwell kick)

Denver—Nattiel 70 pass from Elway
(Treadwell kick)

Houston—Pinkett 36 pass from Moon
(Howfield kick)

	Den.	Hou.
First Downs	24	18
Rushes-Yards	23-91	20-51
Passing Yards	272	327
Total Yards	363	378
Had QB Sacked	6-62	1-7
Passes	47-27-1	31-19-1
Punts	5-35.6	4-42.5
Fumbles-Lost	2-2	2-1
Penalties-Yards	10-78	12-88

A—59,145

INDIVIDUAL LEADERS

RUSHING—Denver: Green 15-36, Sewell 5-23, Kubiak 1-12

Houston: White 9-34, Pinkett 9-18

PASSING—Denver: Elway 42-24-1, 301 yards, 2 TDs; Kubiak 5-3-0, 33 yards, 0 TD

Houston: Moon 31-19-1, 334 yards, 2 TDs

RECEIVING—Denver: Sewell 10-69, Jackson 7-111, Nattiel 3-86, Russell 3-32

Houston: Givins 5-151, Jeffires 5-63, Pinkett 3-65, Duncan 2-26

GAME #6

HOUSTON 23, N.Y. JETS 20

EAST RUTHERFORD, OCT. 13—The Houston Oilers defeated the New York Jets 23-20 before 70,758 fans at Giants Stadium. On the game's first series, the Jets marched 80 yards in ten plays with the key play coming on QB Ken O'Brien's 34-yard connection with FB Brad Baxter. The touchdown came on Baxter's 3-yard run. Following an Oiler punt, New York came right back with a 59-yard drive that stalled at the Houston 4-yard line as PK Pat Leahy kicked a 21-yard field goal to make it 10-0. Late in the opening period, Houston CB Cris Dishman intercepted an O'Brien pass with the Oilers taking over on their own 46. QB Warren Moon passes to WR Haywood Jeffires (13 yds.) and RB Lorenzo White (12 yds.) were the long plays before Moon threw a 3-yard scoring pass to

WR Curtis Duncan (PAT failed). On Houston's next possession, Moon led the team 83 yards in ten plays for a TD that gave the Oilers a 13-10 halftime lead. Two passes to Jeffires (35, 21 yds.) helped set up White's 1-yard scoring run. To start the second half, the Oilers advanced into Jet territory but Moon was picked off by CB Mike Brim. With no gain over 7 yards, the Jets then moved close enough for a 31-yard Leahy FG to tie the game. Early in the fourth quarter, the Oilers embarked on a seven-play, 70-yard series that reached the Jets' 6. The drive featured Jeffires' 35-yard snag and actually included a White TD that was called back for holding. Eventually, Houston settled for a 23-yard Ian Howfield field goal and had a 16-13 advantage. After stopping the Jets and forcing a punt, Louie Aguiar's kick hit Houston's Marcus Robertson and the ball was recovered by New York at the Oiler 43. However, the Oiler defense held again, forcing another Jet punt. Taking over on their own 6-yard line, the Oilers marched 94 yards in nine plays as Duncan's 23-yard catch preceded WR Drew Hill's 37-yard catch-and-run for the touchdown. With no time left on the clock, the Jets got the game's final points on O'Brien's 18-yard TD toss to WR Chris Burkett.

Houston	0	13	0	10	23
N.Y. Jets	10	0	3	7	20

N.Y. Jets—Baxter 3 run (Leahy kick)

N.Y. Jets—Leahy 21 field goal

Houston—Duncan 3 pass from Moon (PAT failed)

Houston—White 1 run (Howfield kick)

N.Y. Jets—Leahy 31 field goal

Houston—Howfield 23 field goal

Houston—Hill 37 pass from Moon (Howfield kick)

N.Y. Jets—Burkett 18 pass from O'Brien (Leahy kick)

	Hou.	N.Y.J.
First Downs	25	21
Rushes-Yards	15-27	21-43
Passing Yards	409	236
Total Yards	436	279
Had QB Sacked	1-14	4-33
Passes	50-35-2	42-24-1
Punts	1-49.0	5-37.6
Fumbles/Lost	4-1	1-0
Penalties/Yards	8-72	7-40

A—70,758

INDIVIDUAL LEADERS

RUSHING—Houston: White 11-24, Moon 1-4

New York: Baxter 10-31, Thomas 9-9, Hector 2-3

PASSING—Houston: Moon 50-35-2, 423 yards, 2 TDs

New York: O'Brien 42-24-1, 269 yards, 1 TD

RECEIVING—Houston: Jeffires 13-186, Duncan 8-67, Hill 6-80, Givins 4-44

New York: Burkett 6-81, Tuon 6-51, Moore 5-51, Baxter 3-48

GAME #7

HOUSTON 17, MIAMI 13

MIAMI, OCT. 20—The Houston Oilers defeated the Miami Dolphins 17-13 before 60,705 fans at Joe Robbie Stadium. Miami got on the scoreboard first when QB Dan Marino completions to WRs Mark Duper (39 yds.) and Mark Clayton (14 yds.) helped set up PK Pete Stoyanovich's 34-yard field goal. Amazingly, the second quarter included seven turnovers, but produced just one touchdown by each team. Houston's score came midway through the second period when CB Darryl Lewis intercepted a Marino pass and returned it 33 yards for the TD. Late in the quarter, the Oilers punted from their own 5-yard line and Miami's Scott Miller returned the ball to the Oiler 34. Three plays later, Marino and Clayton hooked up for a 19-yard touchdown that gave the Dolphins a 10-7 halftime lead. After Houston stopped Miami on its initial second half series, Ernest Givins' 22-yard punt return set the Oilers up at their own 46 and PK Ian Howfield's 26-yard field goal knotted the score at 10-10. The Dolphins came right back to go ahead 13-10 as a personal foul penalty on Houston's Ray Childress helped Miami get in position for Stoyanovich's 46-yard FG. Late in the third period, the Oilers embarked on a 16-play, 71-yard drive that consumed 9:49 and culminated with QB Warren Moon's 1-yard toss to WR Curtis Duncan. Only one play in that scoring march exceeded 9 yards. With a little over three minutes left in the game, the Dolphins had a first down at the Houston 1-yard line. RB Sammie Smith attempted to dive over for the TD, but Oiler LB Lamar Lathon knocked the ball loose and Smith's fumble was recovered in the end zone by CB Cris Dishman.

Houston	0	7	3	7	17
Miami	3	7	3	0	13

Miami—Stoyanovich 34 field goal
Houston—Lewis 33 interception return
 (Howfield kick)
Miami—Clayton 19 pass from Marino
 (Stoyanovich kick)
Houston—Howfield 26 field goal
Miami—Stoyanovich 46 field goal
Houston—Duncan 1 pass from Moon
 (Howfield kick)

	Hou.	Mia.
First Downs	23	16
Rushes-Yards	31-120	17-57
Passing Yards	162	218
Total Yards	282	275
Had QB Sacked	1-9	1-11
Passes	35-21-3	40-19-3
Punts	4-45.3	4-53.8
Fumbles/Lost	1-1	2-2
Penalties/Yards	5-36	5-25

A—60,705

INDIVIDUAL LEADERS

RUSHING—Houston: White 17-74, Pinkett 8-32, Moon 5-13

Miami: Smith 10-40, Higgs 5-13

PASSING—Houston: Moon 35-21-3, 171 yards, 1 TD

Miami: Marino 40-19-3, 229 yards, 1 TD

RECEIVING—Houston: Givins 6-55, Hill 5-63, Jeffires 4-31

Miami: Duper 4-79, Paige 4-45, Smith 4-23, Baty 3-34

GAME #8

HOUSTON 35, CINCINNATI 3

HOUSTON, OCT. 27—The Houston Oilers defeated the Cincinnati Bengals 35-3 before 58,634 fans in the Astrodome. Midway through the opening quarter, the Oilers put together an 86-yard drive that featured a pair of 16-yard Warren Moon pass completions to WRs Tony Jones and Drew Hill plus a 20-yard Allen Pinkett run. The touchdown came on a 6-yard Moon to WR Haywood Jeffires pass. Houston began its next series on its own 46-yard line following a 29-yard punt return by Ernest Givins. After a 7-yard loss, Moon scrambled and then hooked up with Hill for a 61-yard scoring play to give the Oilers a 13-0 lead (PAT failed). On the very next play from scrimmage, Houston LB Lamar Lathon intercepted an Erik Wilhelm pass and returned it 18 yards to the Cincinnati 14. On the first play following that pick-off, Moon hit Givins for a 14-yard TD. The Bengals' next possession ended with another turnover as Lathon forced a Wilhelm fumble with CB Steve Jackson recovering on the Oilers' 47. WR Curtis Duncan's 13-yard catch was the long play before PK Ian Howfield extended Houston's lead to 23-0 with a 33-yard field goal. With under a minute remaining in the half, S Ricky Dixon intercepted a Moon pass and returned it 47 yards to the Houston 14. PK Jim Breech then hit a 20-yard field goal to make the score 23-3 at half-time. On the Bengals' initial second half series, CB Cris Dishman intercepted a Wilhelm aerial and returned it 6 yards to the Bengal 40-yard line. Pass completions to Hill (19 yds.) and Jones (15 yds.) helped set up Pinkett's 2-yard TD run (PAT failed). The Oilers closed out the scoring halfway through the final quarter when QB Cody Carlson connected with Jones for a 68-yard scoring play (PAT failed).

Cincinnati	0	3	0	0	3
Houston	13	10	6	6	35

Houston—Jeffires 6 pass from Moon
 (Howfield kick)

Houston—Hill 61 pass from Moon (PAT failed)

Houston—Givins 14 pass from Moon
 (Howfield kick)

Houston—Howfield 33 field goal

Cincinnati—Breech 20 field goal

Houston—Pinkett 2 run (PAT failed)

Houston—T. Jones 68 pass from Carlson
 (PAT failed)

	Cin.	Hou.
First Downs	8	25
Rushes-Yards	17-37	24-110
Passing Yards	146	376
Total Yards	183	486
Had QB Sacked	0-0	1-5
Passes	33-15-2	44-28-2
Punts	5-53.8	0-0
Fumbles/Lost	2-1	1-1
Penalties/Yards	6-50	4-44

A—58,634

INDIVIDUAL LEADERS

RUSHING—Cincinnati: Brooks 8-14, Wilhelm 1-9, Dingle 3-7

Houston: Pinkett 16-86, Brown 3-25

PASSING—Cincinnati: Wilhelm 24-12-2, 106 yards, 0 TD; Hollas 9-3-0, 40 yards, 0 TD

Houston: Moon 37-24-2, 289 yards, 3 TDs; Carlson 7-4-0, 92 yards, 1 TD

RECEIVING—Cincinnati: McGee 6-43, Brown 3-40, Brooks 3-16, Holman 2-36

Houston: Duncan 9-76, Hill 6-129, Jeffires 5-37, T. Jones 3-93, Givins 3-38

GAME #9

WASHINGTON 16, HOUSTON 13 (OT)

WASHINGTON, NOV. 3—The Houston Oilers were defeated by the Washington Redskins 16-13 in overtime before 55,096 fans at R.F.K. Stadium. The loss snapped the Oilers' four-game winning streak. Midway through the first quarter, the Redskins embarked on a 17-play, 82-yard drive that consumed 10:36 and ended with PK Chip Lohmiller's 21-yard field goal early in the second period. Later in the quarter, the Oilers put together a 17-play, 81-yard march that took up 9:38 and culminated with PK Ian Howfield's 24-yard FG that tied the game. With about a minute left in the half, Oiler LB Lamar Lathon intercepted QB Mark Rypien's pass and returned it to the Houston 44-yard line. QB Warren Moon threw completions to WRs Curtis Duncan (23 yds.) and Haywood Jeffires (14 yds.) to help set up Howfield's 23-yard three-pointer that gave the Oilers a 6-3 halftime lead. In the third quarter, Washington drove 80 yards in 16 plays (9:04) advancing to the Oilers' 1 yard line before Houston's defense stiffened and Lohmiller kicked a 20-yard field goal to again tie the game. On the first play of the fourth period, Houston's Lorenzo White fumbled with Washington DE Fred Stokes recovering on the Oiler 23. On the next play, RB Earnest Byner scored on a 23-yard run to give the 'Skins a 13-6 advantage. With five minutes left in regulation, the Oilers assumed possession on their own 21 and strung together a 10-play, 79-yard drive to tie the game. A 24-yard pass interference penalty preceded White's 1-yard TD with 1:42 left. On the ensuing kickoff, Houston's Rick Graf forced a Brian Mitchell fumble with Mike Dumas recovering on the Redskin 23. Three plays later, Howfield missed a 33-yard FG try with four seconds left to send the game into overtime. After forcing a Redskin punt in OT, Moon was intercepted by CB Darrell Green at the Houston 33. Three plays later, Lohmiller ended the game with a 41-yard field goal.

Houston	0	6	0	7	0	13
Washington	0	3	3	7	3	16

Washington—Lohmiller 21 field goal
Houston—Howfield 24 field goal
Houston—Howfield 23 field goal
Washington—Lohmiller 20 field goal
Washington—Byner 23 run (Lohmiller kick)
Houston—White 1 run (Howfield kick)
Washington—Lohmiller 41 field goal

	Hou.	Wash.
First Downs	16	19
Rushes-Yards	16-25	35-154
Passing Yards	242	195
Total Yards	267	349
Had QB Sacked	1-8	0-0
Passes	44-25-2	34-21-1
Punts	5-42.0	4-39.8
Fumbles/Lost	2-1	3-3
Penalties/Yards	3-20	8-69

A—55,096

INDIVIDUAL LEADERS

RUSHING—Houston: White 11-14, Moon 3-6, Pinkett 2-5

Washington: Byner 21-112, Ervins 9-43

PASSING—Houston: Moon 44-25-2, 250 yards, 0 TD

Washington: Rypien 34-21-1, 195 yards, 0 TD

RECEIVING—Houston: Hill 9-83, White 5-46, Jeffires 4-37, Givins 2-20

Washington: Monk 8-62, Clark 6-76, Sanders 5-46

GAME #10

HOUSTON 26, DALLAS 23 (OT)

HOUSTON, NOV. 10—The Houston Oilers defeated the Dallas Cowboys 26-23 in overtime before 63,001 fans in the Astrodome. On the Oilers' first possession, Greg Montgomery's punt was blocked with Dallas' Robert Williams recovering and running the ball back 18 yards for a touchdown. Houston's second possession also ended with a blocked punt as Darrick Brownlow got credit for the block as the Cowboys assumed possession at the Oilers' 27-yard line. Three plays later, PK Ken Willis booted a 35-yard field goal to give Dallas a 10-0 lead. Late in the first quarter, the Oilers embarked on an 11-play, 88-yard drive that consumed 7:16 and culminated with RB Allen Pinkett's 1-yard TD run. Long plays in the series included QB Warren Moon passes to WRs Pat Coleman (26 yds.) and Drew Hill (16 yds.). The Oilers tied the game at 10-10 when Coleman's 25-yard catch helped pave the way for new PK Al Del Greco's 52-yard field goal. Taking over with just 1:49 left in the half, the Cowboys got a pair of receptions from WR Michael Irvin (20, 15 yds.) to get in position for Willis' 37-yard FG. In the third quarter, the Oilers put together a 94-yard drive that featured a 28-yard reception by WR Ernest Givins plus 43 yards rushing by Lorenzo White. However, that drive stalled at the Dallas two forcing a 19-yard Del Greco three-pointer that made the score 13-13. The Cowboys went ahead 16-13 on the ensuing possession as TE Jay Novacek's 19-yard reception led to Willis' 45-

yard FG. Early in the final period, Houston advanced to Dallas' 4 before Del Greco again tied the score with a 22-yard field goal. After stopping Dallas' next series, Moon led the Oilers on a 76-yard march that included completions to WR Tony Jones (20 yds.) and Givins (18 yds.) before White scored the TD from 4 yards out. With under three minutes remaining and Houston clinging to a 23-16 lead, the Oilers forced a Dallas punt, but it ricocheted off of Steve Jackson with the Cowboys recovering at the Oiler 10. On the next play, QB Troy Aikman hit Irvin with a 10-yard TD strike that knotted the score at 23. The Oilers had the chance to win in regulation, but Del Greco's 41-yard field goal try hit the right upright. In overtime, the Cowboys were driving on their first series when RB Emmitt Smith fumbled (LB Lamar Lathon forced) with S Bubba McDowell recovering at the Houston 15. Moon then conducted a masterful drive, connecting on all eight of his passes (70 yds.) as the Oilers moved to the Dallas 3. Eventually, Del Greco hit a 23-yard field goal to end the game.

Dallas	10	3	3	7	0	23
Houston	0	10	3	10	3	26

Dallas—Williams 18 blocked punt return (Willis kick)

Dallas—Willis 35 field goal

Houston—Pinkett 1 run (Del Greco kick)

Houston—Del Greco 52 field goal

Dallas—Willis 37 field goal

Houston—Del Greco 19 field goal

Dallas—Willis 45 field goal

Houston—Del Greco 22 field goal

Houston—White 4 run (Del Greco kick)

Dallas—Irvin 10 pass from Aikman (Willis kick)

Houston—Del Greco 23 field goal

	Dal.	Hou.
First Downs	21	33
Rushes-Yards	13-50	28-158
Passing Yards	241	425
Total Yards	291	583
Had QB Sacked	3-19	2-7
Passes	39-24-0	56-41-0
Punts	5-42.0	4-22.8
Fumbles/Lost	2-1	1-1
Penalties/Yards	7-33	10-50

A—63,001

INDIVIDUAL LEADERS

RUSHING—Dallas: Smith 12-49, Johnston 1-1

Houston: White 15-81, Pinkett 10-51, Givins 1-23, Moon 2-3

PASSING—Dallas: Aikman 39-24-0, 260 yards, 1 TD

Houston: Moon 56-41-0, 432 yards, 0 TD

RECEIVING—Dallas: Irvin 7-84, Novacek 5-75, Smith 5-29, Harper 2-31

Houston: Hill 8-95, Jeffires 8-83, White 6-28, Coleman 5-78, Givins 4-59

GAME #11 HOUSTON 28, CLEVELAND 24

HOUSTON, NOV. 17—The Houston Oilers defeated the Cleveland Browns 28-24 before 58,155 fans in the Astrodome. On Houston's initial possession, PK Al Del Greco missed a 25-yard field goal. The Browns then embarked on an 11-play, 80-yard drive that included a 33-yard pass from QB Bernie Kosar to HB Leroy Hoard and ended with Hoard's 14-yard touchdown catch. The Oilers countered with a nine-play, 72-yard series with RB Allen Pinkett tying the game on a 5-yard TD run (long play: QB Warren Moon to WR Ernest Givins for 27 yds.). Houston forced a punt on Cleveland's ensuing series, but Givins fumbled to give the Browns the ball at the Oiler 30-yard line. RB Joe Morris eventually scored the touchdown from 5 yards out that gave Cleveland a 14-7 halftime lead. Just before the half, Houston's Cris Dishman intercepted a Kosar pass at the Oiler 3 that enabled the Oilers to trail by just seven at intermission. To start the third quarter, the Oilers moved to the Cleveland 14 but Houston WR Hayward Jeffires fumbled with the Browns recovering. Thanks to Kosar's 22-yard completion to WR Webster Slaughter, the Browns moved into position for PK Matt Stover's 55-yard field goal that gave them a 17-7 lead. However, the Oilers promptly went 80 yards to trim their deficit to three as Moon connected with WR Drew Hill for a 40-yard TD. On the Oilers' first final period possession, Moon hit WR Curtis Duncan on a 42-yard bomb to set up Houston at the Browns' 2. One play later, Moon tossed a 4-yard TD pass to WR Pat Coleman to give Houston a 21-17 lead. The Browns got the ball back with 9:06 to play and ultimately scored the go-ahead touchdown when Kosar hooked up with WR Reggie Langhorne for a 40-yard score (on 4th and 13). When the Oilers got the ball back, Moon was intercepted by S Vince Newsome with the Browns assuming possession at the Oiler 45 (2:35 left). Houston's defense quickly stopped Cleveland, forcing a punt that gave the Oilers the ball at their own 16 with 2:09 remaining (no time outs). Moon completed eight of 11 passes on the 11-play drive that featured a 23-yard reception by Jeffires. The winning TD came on Hill's 1-yard catch with nine seconds left.

Cleveland	7	7	3	7	24
Houston	0	7	7	14	28

Cleveland—Hoard 14 pass from Kosar (Stover kick)

Houston—Pinkett 5 run (Del Greco kick)

Cleveland—Morris 5 run (Del Greco kick)

Cleveland—Stover 55 field goal

Houston—Hill 40 pass from Moon (Del Greco kick)

Houston—Coleman 4 pass from Moon (Del Greco kick)

Cleveland—Langhorne 40 pass from Kosar (Stover kick)

Houston—Hill 1 pass from Moon (Del Greco kick)

	Clev.	Hou.
First Downs	17	25
Rushes-Yards	23-52	15-45
Passing Yards	259	395
Total Yards	311	440
Had QB Sacked	4-20	1-4
Passes	34-21-1	44-31-1
Punts	4-46.5	1-48.0
Fumbles/Lost	1-0	3-3
Penalties/Yards	6-20	3-20

A—58,155

INDIVIDUAL LEADERS

RUSHING—Cleveland: Mack 16-32, Morris 4-10, Kosar 1-9
Houston: Pinkett 7-26, White 7-20

PASSING—Cleveland: Kosar 34-21-1 279 yards 2 TDs
Houston: Moon 44-31-1, 399 yards, 3 TDs

RECEIVING—Cleveland: Hoard 10-107, Slaughter 4-78, Galbraith 3-39, Mack 3-15
Houston: Hill 11-144, Jeffires 6-80, Givins 5-77 Duncan 3-60

GAME #12 PITTSBURGH 26, HOUSTON 14

PITTSBURGH, NOV. 24—The Houston Oilers were defeated by the Pittsburgh Steelers 26-14 before 45,795 fans at Three Rivers Stadium. Midway through the first quarter, the Steelers took over on the Houston 34-yard line following an Oiler punt. Pittsburgh advanced to the Oiler 3 before the Houston defense stiffened and the Steelers' Gary Anderson kicked a 20-yard field goal. On the Oilers' next possession, QB Warren Moon fumbled with LB Bryan Hinkle recovering for the Steelers at the Houston 18. Again, the Oiler defense forced Pittsburgh to settle for an Anderson field goal (28 yds.) as the Steelers took a 6-0 lead. Houston came right back to take a 7-6 second period lead as Moon's 35-yard completion to WR Drew Hill helped set up WR Ernest Givins' 10-yard TD catch. Later in the game, Moon was intercepted by CB Shawn Vincent who returned the ball 25 yards to the Oiler 15. Three plays later, Anderson booted a 33-yard three-pointer. After another Oiler punt, the Steelers got the ball at their own 12-yard line and drove 88 yards in 2:29. RB Merrill Hoge's 24-yard run preceded QB Neil O'Donnell's 43-yard TD hookup with WR Dwight Stone that gave Pittsburgh a 16-7 halftime lead. On the Oilers' initial second half series, Moon was picked off by Hinkle who ran 11 yards to the Houston 36. TE Adrian Cooper's 13-yard reception was the long play before RB Warren Williams' 1-yard TD run made it 23-7. On the ensuing series, Houston moved to the Steeler 25, passed up a field goal try on fourth down, and then failed to make the first down. The next time the Oilers got the ball, they put together a 12-play, 91-yard drive that featured four completions to WR Haywood Jeffires (11, 21, 26, 15 for TD). Houston got the ball back on a Steeler fumble but Vincent intercepted Moon on the very next play and returned the ball 27 yards to the Houston 46-yard line. Pittsburgh advanced to the Oiler 7 before Anderson kicked his fourth field goal of the game (24 yds.) to give the Steelers their final margin of victory.

Houston	0	7	0	7	14
Pittsburgh	6	10	7	3	26

Pittsburgh—Anderson 20 field goal

Pittsburgh—Anderson 28 field goal

Houston—Givins 10 pass from Moon (Del Greco kick)

Pittsburgh—Anderson 33 field goal

Pittsburgh—Stone 43 pass from O'Donnell (Anderson kick)

Pittsburgh—Williams 1 run (Anderson kick)

Houston—Jeffires 15 pass from Moon (Del Greco kick)

Pittsburgh—Anderson 24 field goal

	Hou.	Pitt.
First Downs	21	16
Rushes-Yards	17-24	39-139
Passing Yards	307	155
Total Yards	331	294
Had QB Sacked	2-17	1-0
Passes	48-24-5	29-12-1
Punts	3-42.0	4-39.3
Fumbles/Lost	4-1	1-1
Penalties/Yards	5-50	5-49

A—45,795

INDIVIDUAL LEADERS

RUSHING—Houston: Pinkett 7-18, White 6-9, Moon 3-2

Pittsburgh: Foster 16-60, Hoge 13-54, Williams 5-15

PASSING—Houston: Moon 48-24-5, 324 yards, 2 TDs

Pittsburgh: O'Donnell 29-12-1, 155 yards, 1 TD

RECEIVING—Houston: Jeffires 8-122, Duncan 5-62, Givins 4-48, White 4-39

Pittsburgh: Cooper 3-35, Lipps 3-24, Stone 2-48, Hoge 2-22

GAME #13

PHILADELPHIA 13, HOUSTON 6

HOUSTON, DEC. 2—The Houston Oilers were defeated by the Philadelphia Eagles 13-6 on Monday night before 62,141 fans in the Astrodome. The game was scoreless until the Oilers' final possession of the first half. Taking over on their own 42-yard line with 57 seconds left, QB Warren Moon completed passes to RB Allen Pinkett (13 yds.) and WR Ernest Givins (15 yds.) to help advance the ball to the Philly 25. With three seconds remaining, PK Al Del Greco booted a 42-yard field goal. On the Oilers' initial second half possession, Moon fumbled the snap (2nd of game) with the Eagles recovering on Houston's 8-yard line. However, the Oilers' defense held and forced Roger Ruzek to kick a 23-yard FG that tied the game. The Oilers were stopped on their next series and Greg Montgomery's short punt set Philadelphia up at the Oiler 48. Two runs by James Joseph (24, 3 yds.) preceded QB Jeff Kemp's 21-yard touchdown pass to TE Keith Jackson. The Oilers came right back to trim their deficit to 10-6 as Del Greco kicked a 47-yard field goal that was set up by WR Haywood Jeffires' 22-yard reception. Early in the fourth quarter, the Eagles put together a 16-play, 50-yard drive that consumed 10:05 and ended with Ruzek's 29-yard three-pointer. On Houston's next series, the team advanced to the Eagle 41 before WR Drew Hill's fumble was recovered by Philly. The Oilers got one more chance when they assumed possession at their own 23 with 1:27 remaining in the game (no time outs). Houston had a first down at the Eagles' 23 with 24 seconds left, but Moon was unable to complete another pass on three tries.

Philadelphia	0	0	10	3	13
Houston	0	3	3	0	6

Houston—Del Greco 42 field goal

Philadelphia—Ruzek 23 field goal

Philadelphia—Jackson 21 pass from Kemp (Ruzek kick)

Houston—Del Greco 47 field goal

Philadelphia—Ruzek 29 field goal

	Phil.	Hou.
First Downs	14	15
Rushes-Yards	26-94	11-21
Passing Yards	146	226
Total Yards	240	247
Had QB Sacked	3-22	4-36
Passes	37-22-1	46-24-0
Punts	9-40.7	6-44.8
Fumbles/Lost	0-0	6-5
Penalties/Yards	7-48	6-44

A—62,141

INDIVIDUAL LEADERS

RUSHING—Philadelphia: Joseph 12-56, Byars 9-29, Sherman 5-9

Houston: Pinkett 6-10, Moon 3-6, White 2-5

PASSING—Philadelphia: McMahon 20-12-1, 84 yards, 0 TD; Kemp 17-10-0, 84 yards, 1 TD

Houston: Moon 46-24-0, 262 yards, 0 TD

RECEIVING—Philadelphia: Byars 7-19, Williams 5-32, Green 3-44, Barnett 3-36

Jackson 3-34

Houston: Jeffires 8-82, Givins 6-89, Hill 4-38, Pinkett 3-16, Harris 2-32

GAME #14

HOUSTON 31, PITTSBURGH 6

HOUSTON, DEC. 8—The Houston Oilers defeated the Pittsburgh Steelers 31-6 before 59,225 fans in the Astrodome. The win clinched the AFC Central Division championship for Houston. On the game's first series, the Oilers advanced to the Steeler 7-yard line before RB Allen Pinkett lost a fumble. Following the ensuing Pittsburgh punt, Houston took over on their own 46. A 20-yard QB Warren Moon to WR Ernest Givins pass was the long play before Pinkett scored a touchdown on a 7-yard run. Following the kickoff, the Steelers moved to the Houston 8 when Oiler LB Al Smith forced a Louis Lipps fumble that was recovered by S Bo Orlando. With 2:45 left in the half, Pinkett's 11-yard run helped get the Oilers into position for PK Al Del Greco's 24-yard field goal that made the score 10-0. Pittsburgh got the ball back with 45 seconds left and QB Neil O'Donnell's passes helped set up PK Gary Anderson's 54-yard FG with no time remaining. On the Steelers' second third period possession, Orlando prevented a possible Pittsburgh score by intercepting an O'Donnell pass at the Houston 6. Moon then led the Oilers on a 94-yard drive that featured Pinkett's

32-yard run plus three completions to WR Drew Hill (15, 13, 20 yds.). The TD that put Houston ahead 17-3 came on a 16-yard pass from Moon to WR Haywood Jeffires. The Steelers immediately made it 17-6 when Anderson booted a 36-yard field goal on a drive that included an 18-yard reception by Lipps. Late in the third quarter, the Oilers embarked on an 86-yard drive that included Jeffires' 22-yard catch and a 22-yard pass interference penalty. The series culminated in the fourth period when Pinkett scooted 11 yards for a touchdown and a 24-6 Houston lead. The game's scoring ended midway through the quarter when LB Lamar Lathon sacked O'Donnell, forcing a fumble that was recovered by Smith and returned 70 yards for a TD.

Pittsburgh	0	3	3	0	6
Houston	7	3	7	14	31

Houston—Pinkett 7 run (Del Greco kick)

Houston—Del Greco 24 field goal

Pittsburgh—Anderson 54 field goal

Houston—Jeffires 16 pass from Moon (Del Greco kick)

Pittsburgh—Anderson 36 field goal

Houston—Pinkett 11 run (Del Greco kick)

Houston—A. Smith 70 fumble return (Del Greco kick)

	Pitt	Hou.
First Downs	14	23
Rushes-Yards	23-85	22-117
Passing Yards	147	233
Total Yards	232	350
Had QB Sacked	7-41	3-25
Passes	30-16-1	38-24-1
Punts	6-43 7	4-46.8
Fumbles/Lost	4-3	3-1
Penalties/Yards	8-62	5-40

A—59,225

INDIVIDUAL LEADERS

RUSHING—Pittsburgh: Williams 4-39, Thompson 10-23, Hoge 6-18
Houston: Pinkett 16-98, White 2-21

PASSING—Pittsburgh: O'Donnell 30-16-1, 188 yards, 0 TD

Houston: Moon 36-23-1, 254 yards, 1 TD; Carlson 2-1-0, 4 yards, 0 TD

RECEIVING—Pittsburgh: Lipps 6-71, Thompson 6-67, Cooper 3-41

Houston: Hill 8-97, Jeffires 6-77, Givins 5-44, Duncan 2-32

GAME #15 HOUSTON 17, CLEVELAND 14

CLEVELAND, DEC. 16—The Houston Oilers defeated the Cleveland Browns 17-14 before 55,680 fans at Cleveland Stadium. Cleveland scored the game's first points on their second possession. With the Oilers backed up to their 7-yard line, Greg Montgomery's punt started the Browns out at the Houston 43. With no play going for more than 9 yards, Cleveland scored in seven plays with the TD coming on QB Bernie Kosar's 8-yard pass to HB Leroy Hoard. Late in the first quarter, the Oilers embarked on a nine-play, 79-yard drive that featured QB Warren Moon's 44-yard completion to WR Haywood Jeffires and ended with Moon's 7-yard scoring toss to WR Ernest Givins. Cleveland came right back to take a 14-7 lead as the Browns marched 80 yards in ten plays. Kosar's key third down 25-yard completion to WR Brian Brennan helped set up Brennan's 8-yard touchdown catch. The Oilers immediately trimmed their deficit to 14-10 when a pair of 11-yard snags by Jeffires and WR Drew Hill helped lead to PK Al Del Greco's 27-yard field goal. The third period was scoreless as each team had one possession end inside the opponent's 40-yard line. Early in the fourth quarter, the Oilers drove to the Cleveland 30, but a Moon pass was intercepted by S Eric Turner. On Houston's next series, Moon led the team on a 13-play, 82-yard drive that consumed 6:43. RB Lorenzo White's 20-yard run and Givins' 20-yard catch sparked the march that culminated with Jeffires' 2-yard touchdown reception that gave Houston their 17-14 edge. The Browns got the ball back on their own 18 with 2:11 remaining in the game. A 15-yard pass to Hoard and a third-and-19 30-yarder to Brennan helped the Browns get to the Oiler 2-yard line with eight seconds left. Following Kosar's incomplete pass, PK Matt Stover misfired on a 19-yard field goal attempt that would have sent the game into overtime.

Houston	0	10	0	7	17
Cleveland	7	7	0	0	14

Cleveland—Hoard 8 pass from Kosar (Stover kick)

Houston—Givins 7 pass from Moon (Del Greco kick)

Cleveland—Brennan 8 pass from Kosar (Stover kick)

Houston—Del Greco 27 field goal

Houston—Jeffires 2 pass from Moon (Del Greco kick)

	Hou.	Cleve.
First Downs	20	22
Rushes-Yards	19-83	21-101
Passing Yards	247	239
Total Yards	330	340
Had QB Sacked	1-3	3-19
Passes	40-26-1	40-28-1
Punts	4-46.5	4-39.3
Fumbles/Lost	1-0	0-0
Penalties/Yards	8-90	7-60

A—55,680

INDIVIDUAL LEADERS

RUSHING—Houston: White 9-47, Pinkett 8-20, Moon 1-11

Cleveland: Mack 15-73, Hoard 5-17, Kosar 1-11

PASSING—Houston: Moon 40-26-1, 250 yards, 2 TDs

Cleveland: Kosar 40-28-1, 258 yards, 2 TDs

RECEIVING—Houston: Hill 8-60, Jeffires 7-91, Pinkett 5-36, Givins 3-43, Duncan 2-12

Cleveland: Hoard 10-70, Brennan 5-81, Galbraith 4-30, Langhorne 3-28, Mack 3-24.

GAME #16

N.Y. GIANTS 24, HOUSTON 20

EAST RUTHERFORD, DEC. 23—The Houston Oilers were defeated by the New York Giants 24-20 before 63,421 fans at Giants Stadium. On the game's first possession, the Giants drove 80 yards in 13 plays as QB Phil Simms' 24-yard pass to TE Howard Cross was the long play before RB Rodney Hampton scored from 2 yards out. On the first play of the second quarter, Houston DE William Fuller recovered an errant shotgun snap on the New York 16-yard line. Three plays later, PK Al Del Greco kicked a 37-yard field goal to decrease the Oilers' deficit to 7-3. After the ensuing kickoff, the Giants moved 65 yards as a pair of RB David Meggett receptions (17, 15 yds.) got them into position for Cross' 12-yard TD catch. On their next series, the Giants increased their advantage to 17-3 as Simms passes to WRs Odessa Turner (38 yds.) and Mark Ingram (25 yds.) helped set up PK Matt Bahr's career-best 54-yard field goal. With 1:20 remaining in the half, the Oilers marched 64 yards before their drive stalled and Del Greco booted a 34-yard FG to make it 17-6. QB Warren Moon completed passes to WRs Drew Hill (21 yds.) and Ernest Givins (15 yds.) to aid the drive. New York made it 24-6 on its initial second half possession as Hampton's 24-yard run led to RB Lewis Tillman's 4-yard scoring reception. In the fourth quarter, Moon ran for a 6-yard touchdown to culminate a 54-yard drive (long play- RB Lorenzo White's 14-yd. run). After forcing a New York punt, the Oilers got the ball back with 3:25 remaining and promptly moved 72 yards for a TD that trimmed the Giants' lead to 24-20. Givins' 20-yard reception was the long play of the series as he also scored the touchdown on a 5-yard catch. Houston then attempted an onside kick with DT Glenn Montgomery narrowly missing the recovery. The Giants then killed the final 1:24 to seal their victory.

Houston	0	6	0	14	20
N.Y. Giants	7	10	7	0	24

N.Y. Giants—Hampton 2 run (Bahr kick)

Houston—Del Greco 37 field goal

N.Y. Giants—Cross 12 pass from Simms (Bahr kick)

N.Y. Giants—Bahr 54 field goal

Houston—Del Greco 34 field goal

N.Y. Giants—Tillman 4 run (Bahr kick)

Houston—Moon 6 run (Del Greco kick)

Houston—Givins 5 pass from Moon (Del Greco kick)

	Hou.	N.Y.G.
First Downs	23	21
Rushes-Yards	18-123	40-193
Passing Yards	222	190
Total Yards	345	383
Had QB Sacked	2-14	2-10
Passes	36-22-0	17-15-0
Punts	4-44.0	2-45.0
Fumbles/Lost	0-0	2-1
Penalties/Yards	5-25	4-30

A—63,421

INDIVIDUAL LEADERS

RUSHING—Houston: White 10-82, Pinkett 6-33, Moon 2-8

N.Y. Giants: Hampton 28-140, Tillman 5-26, Simms 4-19

PASSING—Houston: Moon 36-22-0, 236 yards, 1 TD

N.Y. Giants: Simms 17-15-0, 200 yards, 1 TD

RECEIVING—Houston: Hill 7-75, Givins 6-87, Jeffires 4-32, Duncan 2-21

N.Y. Giants: Cross 4-51, Meggett 3-32, Hampton 3-25, Tillman 2-12

PLAYOFF SUMMARIES

AFL CHAMPIONSHIP GAME — 1960 HOUSTON 24, LOS ANGELES CHARGERS 16

Jeppesen Stadium, Houston — January 1, 1961

Los Angeles	6	3	7	0	-	16
Houston	0	10	7	7	-	24

- Los Angeles**—Agajanian 38 field goal
Los Angeles—Agajanian 22 field goal
Houston—Smith 17 pass from Blanda (Blanda kick)
Houston—Blanda 18 field goal
Los Angeles—Agajanian 27 field goal
Houston—Groman 7 pass from Blanda (Blanda kick)
Los Angeles—Lowe 2 run (Agajanian kick)
Houston—Cannon 88 pass from Blanda (Blanda kick)

	L.A.	Hou.
First Downs	21	17
Rushes-Yards	33-162	40-100
Passing Yards	171	301
Total Yards	333	401
Passes	41-21-2	32-16-0
Punts	4-41.0	5-34.0
Fumbles/Lost	2-0	0-0
Penalties/Yards	3-15	4-54

A—32,183

INDIVIDUAL LEADERS

RUSHING—L.A.: Lowe 21-165, Ferguson 4-11, Kemp 6(-9), Ford 2(-5)
 Houston: Cannon 18-50, Smith 19-45, Hall 3-5

PASSING—L.A.: Kemp 41-21-2, 171 yards, 0 TD

Houston: Blanda 31-16-0, 301 yards, 3 TDs; Cannon 1-0-0, 0 yards, 0 TD

RECEIVING—L.A.: Norton 6-55, Womble 6-29, Kocourek 3-57, Lowe 3-5

Houston: Smith 5-52, Hennigan 4-71, Cannon 3-128, Groman 3-37

AFL CHAMPIONSHIP GAME — 1961 HOUSTON 10, SAN DIEGO CHARGERS 3

Balboa Stadium, San Diego — December 24, 1961

Houston	0	3	7	0	-	10
San Diego	0	0	0	3	-	3

- Houston**—Blanda 46 field goal
Houston—Cannon 35 pass from Blanda (Blanda kick)
San Diego—Blair 12 field goal

	Hou.	S.D.
First Downs	18	15
Rushes-Yards	33-96	19-92
Passing Yards	160	177
Total Yards	256	269
Had QB Sacked	0-0	6-49
Passes	41-18-4	32-17-6
Punts	4-41.5	6-33.3
Fumbles/Lost	5-1	2-2
Penalties/Yards	5-68	10-106

A—29,556

INDIVIDUAL LEADERS

RUSHING—Houston: Tolar 16-52, Carlin 15-48, Blanda 2(-4)

San Diego: Roberson 8-37, Lowe 5-30, Kemp 3-18, Lincoln 3-7

PASSING—Houston: Blanda 40-18-5, 160 yards, 1 TD; Groman 1-0-1, 0 yards, 0 TD

San Diego: Kemp 32-17-4, 226 yards, 0 TD

RECEIVING—Houston: 5-53, Hennigan 5-43, Groman 3-32, Deweall 2-10

San Diego: Kocourek 7-123, Norton 3-48, Flowers 2-17, Roberson 1-11

AFL CHAMPIONSHIP GAME — 1962 DALLAS 20, HOUSTON 17 (Overtime)

Jeppesen Stadium, Houston — December 23, 1962

Dallas	3	14	0	0	3	20
Houston	0	0	7	10	0	17

- Dallas**—Brooker 16 field goal
Dallas—Haynes 28 pass from Dawson (Brooker kick)
Dallas—Haynes 2 run (Brooker kick)
Houston—Deweall 15 pass from Blanda (Blanda kick)
Houston—Blanda 31 field goal
Houston—Tolar 1 run (Blanda kick)
Dallas—Brooker 25 field goal

	Dal.	Hou.
First Downs	19	21
Rushes-Yards	54-199	30-98
Passing Yards	38	261
Total Yards	237	359
Had QB Sacked	6-50	0-0
Passes	14-9-0	46-23-5
Punts	8-31.2	3-39.3
Fumbles/Lost	2-1	0-0
Penalties/Yards	6-42	6-50

A—37,981

INDIVIDUAL LEADERS

RUSHING—Dallas: Spikes 11-77, McClinton 24-70, Haynes 14-26, Dawson 5-26

Houston: Tolar 17-58, Cannon 11-37, Smith 2-3

PASSING—Dallas: Dawson 14-9-0, 88 yards, 1 TD

Houston: Blanda 46-23-5, 261 yards, 1 TD

RECEIVING—Dallas: Haynes 3-45, Spikes 2-24, Arbanas 2-21, McClinton 1-4

Houston: Dewveall 6-95, Cannon 6-54, McLeod 5-70, Hennigan 3-39

AFL CHAMPIONSHIP GAME — 1967 OAKLAND 40, HOUSTON 7

Alameda County Coliseum, Oakland — December 31, 1967

Houston	0	0	0	7	=	7
Oakland	3	14	10	13	=	40

	Hou.	Oak.
First Downs	11	18
Rushes-Yards	22-38	48-263
Passing Yards	108	101
Total Yards	146	364
Had QB Sacked	3-34	1-10
Passes	35-15-1	26-10-0
Punts	11-38.6	4-44.3
Fumbles/Lost	4-2	0-0
Penalties/Yards	7-45	4-69

A—53,330

Oakland—Blanda 37 field goal

Oakland—Dixon 69 run (Blanda kick)

Oakland—Kocourek 17 pass from

Lamonica (Blanda kick)

Oakland—Lamonica 1 run (Blanda kick)

Oakland—Blanda 40 field goal

Oakland—Blanda 42 field goal

Houston—Frazier 5 pass from Beathard

(Wittenborn kick)

Oakland—Blanda 36 field goal

Oakland—Miller 12 pass from Lamonica

(Blanda kick)

INDIVIDUAL LEADERS

RUSHING—Houston: Granger 14-19, Campbell 6-15, Blanks 1-6, Beathard 1-(-2)

Oakland: Dixon 21-144, Banaszak 15-116, Lamonica 5-22, Hagberg 2-(-1)

PASSING—Houston: Beathard 35-15-1, 142 yards, 1 TD

Oakland: Lamonica 24-10-0, 111 yards, 2 TDs; Blanda 2-0-0, 0 yards, 0 TD

RECEIVING—Houston: Frazier 7-81, Reed 4-60, Campbell 2-5, Taylor 1-6

Oakland: Miller 3-32, Cannon 2-31, Biletnikoff 2-19, Kocourek 1-17

AFL PLAYOFF GAME — 1969 OAKLAND 56, HOUSTON 7

Alameda County Coliseum, Oakland — December 21, 1969

Houston	0	0	0	7	=	7
Oakland	28	7	14	7	=	56

	Hou.	Oak.
First Downs	14	17
Rushes-Yards	19-28	37-110
Passing Yards	169	302
Total Yards	197	412
Had QB Sacked	6-40	1-7
Passes	46-18-3	22-14-3
Punts	11-41.4	5-42.0
Fumbles/Lost	3-2	3-1
Penalties/Yards	3-48	7-63

A—53,539

Oakland—Biletnikoff 13 pass from

Lamonica (Blanda kick)

Oakland—Atkinson 57 interception return

(Blanda kick)

Oakland—Sherman 24 pass from

Lamonica (Blanda kick)

Oakland—Biletnikoff 31 pass from

Lamonica (Blanda kick)

Oakland—Smith 60 pass from

Lamonica (Blanda kick)

Oakland—Sherman 23 pass from

Lamonica (Blanda kick)

Oakland—Cannon 3 pass from Lamonica

(Blanda kick)

Houston—Reed 8 pass from Beathard

(Gerela kick)

Oakland—Hubbard 4 run (Blanda kick)

INDIVIDUAL LEADERS

RUSHING—Houston: Granger 14-29, LeVias 1-4, Campbell 1-0, Beathard 3-(-5)

Oakland: Dixon 13-48, Todd 8-31, Hubbard 6-19, Hagberg 2-9

PASSING—Houston: Beathard 46-18-3, 209 yards, 1 TD

Oakland: Lamonica 17-13-1, 276 yards, 6 TDs; Blanda 5-1-2, 33 yards, 0 TD

RECEIVING—Houston: Reed 7-81, Blaine 5-48, Granger 3-31, Haik 2-42

Oakland: C. Smith 4-103, Sherman 4-60, Biletnikoff 3-70, Todd 1-40

AFC WILD CARD GAME — 1978 HOUSTON 17, MIAMI 9

Orange Bowl, Miami — December 24, 1978

Houston	7	0	0	10	-	17
Miami	7	0	0	2	-	9

Miami—Tillman 13 pass from Griese (Yepremian kick)
Houston—T. Wilson 13 pass from Pastorini (Fritsch kick)
Houston—Fritsch 27 field goal
Houston—Campbell 1 run (Fritsch kick)
Miami—Team safety (Pastorini runs out of end zone)

	Hou.	Mia.
First Downs	23	14
Rushes-Yards	45-165	25-91
Passing Yards	290	118
Total Yards	455	209
Had QB Sacked	2-16	2-19
Passes	30-20-0	30-12-3
Punts	5-44.0	5-48.6
Fumbles/Lost	3-1	2-2
Penalties/Yards	5-37	1-5

A—70,036

INDIVIDUAL LEADERS

RUSHING—Houston: Campbell 26-84, Wilson 14-76, Poole 1-12, Coleman 1-2
 Miami: L. Harris 9-43, Williams 13-41, N. Moore 1-7, Bulaich 2-0
PASSING—Houston: Pastorini 29-20-0, 306 yards, 1 TD; Barber 1-0-0, 0 yards, 0 TD
 Miami: Griese 28-11-2, 114 yards, 1 TD; Strook 2-1-1, 23 yards, 0 TD
RECEIVING—Houston: Burrough 6-103, Wilson 5-40, Barber 4-112, Woods 2-22
 Miami: D. Harris 4-42, N. Moore 2-28, Tillman 2-24, Bulaich 2-14

AFC DIVISIONAL PLAYOFF GAME — 1978 HOUSTON 31, NEW ENGLAND 14

Schaefer Stadium, Foxboro, Mass. — December 31, 1978

Houston	0	21	3	7	-	31
New England	0	0	7	7	-	14

Houston—Burrough 71 pass from Pastorini (Fritsch kick)
Houston—Barber 19 pass from Pastorini (Fritsch kick)
Houston—Barber 13 pass from Pastorini (Fritsch kick)
Houston—Fritsch 30 field goal
New England—Jackson 24 pass from A. Johnson (Posey kick)
New England—Francis 24 pass from Owen (Posey kick)
Houston—Campbell 2 run (Fritsch kick)

	Hou.	N.E.
First Downs	21	15
Rushes-Yards	54-174	20-83
Passing Yards	170	180
Total Yards	344	263
Had QB Sacked	3-30	4-26
Passes	15-12-1	35-16-3
Punts	5-34.8	4-43.3
Fumbles/Lost	1-0	2-0
Penalties/Yards	2-25	8-92

A—61,297

INDIVIDUAL LEADERS

RUSHING—Houston: Campbell 27-118, T. Wilson 14-26, Coleman 7-19, Poole 3-7
 New England: Cunningham 10-42, Grogan 1-16, Johnson 6-14, Ivory 3-11
PASSING—Houston: Pastorini 15-12-1, 200 yards, 3 TDs
 New England: Owen 22-12-1, 144 yards, 1 TD; Grogan 12-3-2, 38 yards, 0 TD;
 Johnson 1-1-0, 24 yards, 1 TD
RECEIVING—Houston: Barber 5-83, Burrough 3-91, Caster 2-12, Campbell 1-10
 New England: Francis 8-101, Cunningham 3-28, Morgan 2-37, Johnson 2-16

AFC CHAMPIONSHIP GAME — 1978 PITTSBURGH 34, HOUSTON 5

Three Rivers Stadium, Pittsburgh — January 7, 1979

Houston	0	3	2	0	-	5
Pittsburgh	14	17	3	0	-	34

Pittsburgh—Harris 7 run (Gerela kick)
Pittsburgh—Bleier 17 run (Gerela kick)
Houston—Fritsch 19 field goal
Pittsburgh—Swann 29 pass from Bradshaw (Gerela kick)
Pittsburgh—Stallworth 17 pass from Bradshaw (Gerela kick)
Pittsburgh—Gerela 37 field goal
Pittsburgh—Gerela 22 field goal
Houston—Washington safety (tackled Bleier)

	Hou.	Pitt.
First Downs	10	21
Rushes-Yards	26-72	47-179
Passing Yards	70	200
Total Yards	142	379
Had QB Sacked	4-26	0-0
Passes	26-12-5	19-11-2
Punts	6-39.5	1-53.0
Fumbles/Lost	6-4	6-3
Penalties/Yards	5-48	4-37

A—49,417

INDIVIDUAL LEADERS

RUSHING—Houston: Campbell 22-62, Woods 1-9, T. Wilson 2-6, Coleman 1-(4-5)
 Pittsburgh: Harris 20-51, Bleier 10-45, Bradshaw 7-29, Delopaine 3-28
PASSING—Houston: Pastorini 26-12-5, 96 yards, 0 TD
 Pittsburgh: Bradshaw 19-11-2, 200 yards, 2 TDs
RECEIVING—Houston: Caster 5-44, T. Wilson 5-33, Coleman 1-15, Campbell 1-4
 Pittsburgh: Swann 4-98, Bleier 4-42, Grossman 2-43, Stallworth 1-17

AFC WILD CARD PLAYOFF GAME — 1979 HOUSTON 13, DENVER 7

Astrodome, Houston — December 24, 1979

Denver	7	0	0	0	-	7
Houston	3	7	0	3	-	13

Houston—Fritsch 31 field goal
Denver—Preston 7 pass from Morton
 (Turner kick)
Houston—Campbell 3 run (Fritsch kick)
Houston—Fritsch 20 field goal

	Den.	Hou.
First Downs	17	15
Rushes-Yards	32-112	42-135
Passing Yards	104	147
Total Yards	216	282
Had QB Sacked	6-40	1-11
Passes	27-14-1	22-10-2
Punts	5-45.2	5-43.2
Fumbles/Lost	1-0	0-0
Penalties/Yards	7-70	2-19

A—48,776

INDIVIDUAL LEADERS

RUSHING—Denver: Armstrong 12-51, Canada 4-29, Preston 9-24, Jensen 4-5
 Houston: Carpenter 16-59, Campbell 16-50, T. Wilson 8-21, Coleman 2-5

PASSING—Denver: Morton 27-14-1, 144 yards, 1 TD
 Houston: Pastorini 18-8-1, 149 yards, 0 TD; Nielsen 4-2-1, 9 yards, 0 TD

RECEIVING—Denver: Preston 4-40, Moses 3-47, Armstrong 2-22, Odom 2-3
 Houston: T. Wilson 4-53, Carpenter 3-26, Coleman 1-41, Barber 1-31

AFC DIVISIONAL PLAYOFF GAME — 1979 HOUSTON 17, SAN DIEGO 14

San Diego Stadium, San Diego — December 29, 1979

Houston	0	10	7	0	-	17
San Diego	7	0	7	0	-	14

San Diego—C. Williams 1 run (Wood kick)
Houston—Fritsch 26 field goal
Houston—Clark 1 run (Fritsch kick)
San Diego—Mitchell 8 run (Wood kick)
Houston—Renfro 47 pass from Nielsen
 (Fritsch kick)

	Hou.	S.D.
First Downs	15	25
Rushes-Yards	40-148	19-63
Passing Yards	111	317
Total Yards	259	380
Had QB Sacked	0-0	2-16
Passes	19-10-1	47-25-5
Punts	6-40.7	2-32.0
Fumbles/Lost	0-0	0-0
Penalties/Yards	5-45	6-30

A—51,192

INDIVIDUAL LEADERS

RUSHING—Houston: Carpenter 18-67, T. Wilson 11-39, Clark 9-30, Nielsen 2-12
 San Diego: Mitchell 8-33, C. Williams 11-30

PASSING—Houston: Nielsen 19-10-1, 111 yards, 1 TD
 San Diego: Fouts 47-25-5, 333 yards, 0 TD

RECEIVING—Houston: Carpenter 4-23, T. Wilson 3-16, Renfro 1-47, Coleman 1-13
 San Diego: Klein 5-41, Joiner 4-81, Jefferson 4-70, C. Williams 4-30

AFC CHAMPIONSHIP GAME — 1979 PITTSBURGH 27, HOUSTON 13

Three Rivers Stadium, Pittsburgh — January 6, 1980

Houston	7	3	0	3	-	13
Pittsburgh	3	14	0	10	-	27

Houston—Perry 75 interception return
 (Fritsch kick)
Pittsburgh—Bahr 21 field goal
Houston—Fritsch 27 field goal
Pittsburgh—Cunningham 16 pass from
 Bradshaw (Bahr kick)
Pittsburgh—Stallworth 20 pass from
 Bradshaw (Bahr kick)
Houston—Fritsch 23 field goal
Pittsburgh—Bahr 39 field goal
Pittsburgh—Bleier 4 run (Bahr kick)

	Hou.	Pitt.
First Downs	11	22
Rushes-Yards	22-24	36-161
Passing Yards	203	197
Total Yards	227	358
Had QB Sacked	1-9	3-22
Passes	29-20-1	30-18-1
Punts	4-30.0	3-51.0
Fumbles/Lost	4-2	1-1
Penalties/Yards	2-10	5-34

A—50,475

INDIVIDUAL LEADERS

RUSHING—Houston: Campbell 17-15, Wilson 4-9, Caster 1-0
 Pittsburgh: Harris 21-85, Bleier 13-52, Bradshaw 1-25, Thornton 1-(-1)

PASSING—Houston: Pastorini 28-19-1, 203 yards, 0 TD; Nielsen 1-1-0, 9 yards, 0 TD
 Pittsburgh: Bradshaw 30-18-1, 219 yards, 2 TDs

RECEIVING—Houston: Wilson 7-60, Carpenter 5-23, Renfro 3-52, Coleman 2-46
 Pittsburgh: Harris 6-50, Swann 4-64, Stallworth 3-52, Bleier 3-39

AFC WILD CARD PLAYOFF GAME — 1980 OAKLAND 27, HOUSTON 7

Alameda County Coliseum, Oakland — December 28, 1980

Houston	7	0	0	0	-	7
Oakland	3	7	0	17		27

- Oakland**—Bahr 47 field goal
Houston—Campbell 1 run (Fritsch kick)
Oakland—Christensen 2 pass from Plunkett (Bahr kick)
Oakland—Whittington 44 pass from Plunkett (Bahr kick)
Oakland—Bahr 37 field goal
Oakland—Hayes 20 interception return (Bahr kick)

	Hou.	Oak.
First Downs	18	12
Rushes-Yards	3-97	35-111
Passing Yards	178	139
Total Yards	275	250
Had QB Sacked	7-65	3-29
Passes	27-15-2	23-8-1
Punts	9-44.0	9-51.1
Fumbles/Lost	1-1	2-0
Penalties/Yards	8-64	14-91

A—52,762

INDIVIDUAL LEADERS

- RUSHING**—Houston: Campbell 27-91, Carpenter 5-9, T. Wilson 1-(3)
 Oakland: King 13-55, Van Eeghen 14-46, Whittington 5-11, Jensen 2-0
PASSING—Houston: Stabler 26-15-2, 243 yards, 0 TD; Campbell 1-0-0, 0 yards, 0 TD
 Oakland: Plunkett 23-8-1, 168 yards, 2 TDs
RECEIVING—Houston: Barber 4-83, Renfro 3-69, Casper 3-31, Carpenter 3-26
 Oakland: Whittington 2-64, Chester 2-12, King 1-37, Branch 1-33

AFC WILD CARD PLAYOFF GAME — 1987 HOUSTON 23, SEATTLE 20 (Overtime)

Astrodome, Houston — January 3, 1988

Seattle	7	3	1	7	0	20
Houston	3	10	7	0	3	23

- Seattle**—Largent 20 pass from Krieg (N. Johnson kick)
Houston—Zendejas 47 field goal
Houston—Rozier 1 run (Zendejas kick)
Houston—Zendejas 49 field goal
Seattle—N. Johnson 33 field goal
Seattle—N. Johnson 41 field goal
Houston—Drewrey 29 pass from Moon (Zendejas kick)
Seattle—Largent 12 pass from Krieg (N. Johnson kick)
Houston—Zendejas 42 field goal

	Sea.	Hou.
First Downs	11	27
Rushes-Yards	11-29	50-178
Passing Yards	221	259
Total Yards	250	437
Had QB Sacked	2-16	2-14
Passes	39-16-0	32-21-1
Punts	7-44.3	3-35.0
Fumbles/Lost	1-1	2-1
Penalties/Yards	3-20	4-25

A—49,622

INDIVIDUAL LEADERS

- RUSHING**—Seattle: Williams 7-27, Morris 4-2
 Houston: Highsmith 12-74, Rozier 21-66, Pinkett 11-29, Wallace 2-11
PASSING—Seattle: Krieg 38-16-0, 237 yards, 2 TDs; Williams 1-0-0, 0 yards, 0 TD
 Houston: Moon 32-21-1, 273 yards, 1 TD
RECEIVING—Seattle: Largent 7-132, Butler 3-73, Skansi 2-13, Williams 2-5
 Houston: Givins 7-89, Hill 6-84, Drewrey 3-62, Highsmith 2-17

AFC DIVISIONAL PLAYOFF GAME — 1987 DENVER 34, HOUSTON 10

Mile High Stadium, Denver — January 10, 1988

Houston	0	3	0	7	-	10
Denver	14	10	3	7	-	34

- Denver**—Lang 1 run (Karlis kick)
Denver—Kay 27 pass from Elway (Karlis kick)
Denver—Karlis 43 field goal
Houston—Zendejas 46 field goal
Denver—Kay 1 pass from Elway (Karlis kick)
Denver—Karlis 23 field goal
Houston—Givins 19 pass from Moon (Zendejas kick)
Denver—Elway 3 run (Karlis kick)

	Hou.	Den.
First Downs	20	19
Rushes-Yards	26-73	29-61
Passing Yards	264	255
Total Yards	337	316
Had QB Sacked	0-0	1-4
Passes	43-24-2	25-14-1
Punts	3-44.7	2-46.0
Fumbles/Lost	2-1	0-0
Penalties/Yards	10-73	4-35

A—75,968

INDIVIDUAL LEADERS

- RUSHING**—Houston: Rozier 9-25, Pinkett 6-20, Moon 5-15, Highsmith 5-13
 Denver: Winder 13-46, Sewell 5-9, Elway 4-8, Bell 2-7
PASSING—Houston: Moon 43-24-2, 264 yards, 1 TD
 Denver: Elway 25-14-1, 259 yards, 2 TDs
RECEIVING—Houston: Givins 6-84, Hill 5-93, Duncan 4-32, Highsmith 4-20
 Denver: Johnson 4-105, Kay 3-57, Sewell 3-41, Lang 1-25

AFC WILD CARD PLAYOFF GAME — 1988 HOUSTON 24, CLEVELAND 23

Cleveland Stadium, Cleveland — December 24, 1988

<p>Houston 7 7 0 10 — 24 Cleveland 3 6 7 7 — 23</p> <p>Cleveland—Bahr 35 field goal Houston—Pinkett 14 pass from Moon (Zendejas kick) Houston—Pinkett 16 run (Zendejas kick) Cleveland—Bahr 26 field goal Cleveland—Bahr 28 field goal Cleveland—Slaughter 14 pass from Pagel (Bahr kick) Houston—White 1 run (Zendejas kick) Cleveland—Slaughter 2 pass from Pagel (Bahr kick)</p>	<table border="0" style="width: 100%;"> <tr> <td style="width: 20%;"></td> <td style="text-align: right;">Hou.</td> <td style="text-align: right;">Cleve.</td> </tr> <tr> <td>First Downs</td> <td style="text-align: right;">19</td> <td style="text-align: right;">19</td> </tr> <tr> <td>Rushes-Yards</td> <td style="text-align: right;">35-129</td> <td style="text-align: right;">26-68</td> </tr> <tr> <td>Passing Yards</td> <td style="text-align: right;">205</td> <td style="text-align: right;">192</td> </tr> <tr> <td>Total Yards</td> <td style="text-align: right;">334</td> <td style="text-align: right;">260</td> </tr> <tr> <td>Had QB Sacked</td> <td style="text-align: right;">1-8</td> <td style="text-align: right;">0-0</td> </tr> <tr> <td>Passes</td> <td style="text-align: right;">26-16-3</td> <td style="text-align: right;">28-19-1</td> </tr> <tr> <td>Punts</td> <td style="text-align: right;">3-37.7</td> <td style="text-align: right;">3-35.3</td> </tr> <tr> <td>Fumbles/Lost</td> <td style="text-align: right;">2-0</td> <td style="text-align: right;">1-1</td> </tr> <tr> <td>Penalties/Yards</td> <td style="text-align: right;">13-118</td> <td style="text-align: right;">9-75</td> </tr> </table> <p style="text-align: center;">A—74,977</p>		Hou.	Cleve.	First Downs	19	19	Rushes-Yards	35-129	26-68	Passing Yards	205	192	Total Yards	334	260	Had QB Sacked	1-8	0-0	Passes	26-16-3	28-19-1	Punts	3-37.7	3-35.3	Fumbles/Lost	2-0	1-1	Penalties/Yards	13-118	9-75
	Hou.	Cleve.																													
First Downs	19	19																													
Rushes-Yards	35-129	26-68																													
Passing Yards	205	192																													
Total Yards	334	260																													
Had QB Sacked	1-8	0-0																													
Passes	26-16-3	28-19-1																													
Punts	3-37.7	3-35.3																													
Fumbles/Lost	2-0	1-1																													
Penalties/Yards	13-118	9-75																													

INDIVIDUAL LEADERS

- RUSHING**—Houston: Pinkett 14-82, White 12-30, Moon 6-16, Highsmith 2-3
 Cleveland: Byner 9-57, Mack 12-14, Strock 1-0, Pagel 1-(-1)
- PASSING**—Houston: Moon 26-16-3, 213 yards, 1 TD
 Cleveland: Pagel 25-17-1, 179 yards, 2 TDs; Strock 3-2-0, 13 yards, 0 TD
- RECEIVING**—Houston: Hill 5-73, Jeffires 3-52, Duncan 2-33, Pinkett 2-24
 Cleveland: Langhorne 6-57, Slaughter 5-58, Byner 3-10, Brennan 2-34

AFC DIVISIONAL PLAYOFF GAME — 1988 BUFFALO 17, HOUSTON 10

Rich Stadium, Buffalo — January 1, 1989

<p>Houston 0 3 0 7 — 10 Buffalo 0 7 7 3 — 17</p> <p>Buffalo—Riddick 1 run (Norwood kick) Houston—Zendejas 35 field goal Buffalo—Thomas 11 run (Norwood kick) Buffalo—Norwood 27 field goal Houston—Rozier 1 run (Zendejas kick)</p>	<table border="0" style="width: 100%;"> <tr> <td style="width: 20%;"></td> <td style="text-align: right;">Hou.</td> <td style="text-align: right;">Buff.</td> </tr> <tr> <td>First Downs</td> <td style="text-align: right;">20</td> <td style="text-align: right;">18</td> </tr> <tr> <td>Rushes-Yards</td> <td style="text-align: right;">26-125</td> <td style="text-align: right;">29-135</td> </tr> <tr> <td>Passing Yards</td> <td style="text-align: right;">226</td> <td style="text-align: right;">237</td> </tr> <tr> <td>Total Yards</td> <td style="text-align: right;">351</td> <td style="text-align: right;">372</td> </tr> <tr> <td>Had QB Sacked</td> <td style="text-align: right;">2-14</td> <td style="text-align: right;">1-7</td> </tr> <tr> <td>Passes</td> <td style="text-align: right;">33-17-1</td> <td style="text-align: right;">33-19-1</td> </tr> <tr> <td>Punts</td> <td style="text-align: right;">6-37.2</td> <td style="text-align: right;">4-39.3</td> </tr> <tr> <td>Fumbles/Lost</td> <td style="text-align: right;">5-2</td> <td style="text-align: right;">1-0</td> </tr> <tr> <td>Penalties/Yards</td> <td style="text-align: right;">8-60</td> <td style="text-align: right;">8-57</td> </tr> </table> <p style="text-align: center;">A—79,532</p>		Hou.	Buff.	First Downs	20	18	Rushes-Yards	26-125	29-135	Passing Yards	226	237	Total Yards	351	372	Had QB Sacked	2-14	1-7	Passes	33-17-1	33-19-1	Punts	6-37.2	4-39.3	Fumbles/Lost	5-2	1-0	Penalties/Yards	8-60	8-57
	Hou.	Buff.																													
First Downs	20	18																													
Rushes-Yards	26-125	29-135																													
Passing Yards	226	237																													
Total Yards	351	372																													
Had QB Sacked	2-14	1-7																													
Passes	33-17-1	33-19-1																													
Punts	6-37.2	4-39.3																													
Fumbles/Lost	5-2	1-0																													
Penalties/Yards	8-60	8-57																													

INDIVIDUAL LEADERS

- RUSHING**—Houston: Highsmith 5-57, Rozier 13-44, Pinkett 3-13, Moon 5-11
 Buffalo: Thomas 7-75, Mueller 7-24, Kelly 3-18, Riddick 9-12
- PASSING**—Houston: Moon 33-17-1, 240 yards, 0 TD
 Buffalo: Kelly 33-19-1, 244 yards, 0 TD
- RECEIVING**—Houston: Jeffires 5-78, Hill 4-62, Harris 2-44, Pinkett 2-21
 Buffalo: Reed 6-91, Harmon 5-58, Burkett 3-55, T. Johnson 3-31

AFC WILD CARD PLAYOFF GAME — 1989 PITTSBURGH 26, HOUSTON 23 (Overtime)

Astrodome, Houston — December 31, 1989

<p>Pittsburgh 7 3 3 10 3 26 Houston 0 6 3 14 0 23</p> <p>Pittsburgh—Worley 9 run (Anderson kick) Houston—Zendejas 26 field goal Houston—Zendejas 35 field goal Pittsburgh—Anderson 25 field goal Houston—Zendejas 26 field goal Pittsburgh—Anderson 30 field goal Pittsburgh—Anderson 48 field goal Houston—Givins 18 pass from Moon (Zendejas kick) Houston—Givins 9 pass from Moon (Zendejas kick) Pittsburgh—Hoge 2 run (Anderson kick) Pittsburgh—Anderson 50 field goal</p>	<table border="0" style="width: 100%;"> <tr> <td style="width: 20%;"></td> <td style="text-align: right;">Pitt.</td> <td style="text-align: right;">Hou.</td> </tr> <tr> <td>First Downs</td> <td style="text-align: right;">17</td> <td style="text-align: right;">22</td> </tr> <tr> <td>Rushes-Yards</td> <td style="text-align: right;">30-177</td> <td style="text-align: right;">25-65</td> </tr> <tr> <td>Passing Yards</td> <td style="text-align: right;">112</td> <td style="text-align: right;">315</td> </tr> <tr> <td>Total Yards</td> <td style="text-align: right;">289</td> <td style="text-align: right;">380</td> </tr> <tr> <td>Had QB Sacked</td> <td style="text-align: right;">1-15</td> <td style="text-align: right;">0-0</td> </tr> <tr> <td>Passes</td> <td style="text-align: right;">33-15-0</td> <td style="text-align: right;">48-29-0</td> </tr> <tr> <td>Punts</td> <td style="text-align: right;">6-25.3</td> <td style="text-align: right;">4-33.0</td> </tr> <tr> <td>Fumbles/Lost</td> <td style="text-align: right;">1-1</td> <td style="text-align: right;">3-2</td> </tr> <tr> <td>Penalties/Yards</td> <td style="text-align: right;">5-40</td> <td style="text-align: right;">8-45</td> </tr> </table> <p style="text-align: center;">A—58,306</p>		Pitt.	Hou.	First Downs	17	22	Rushes-Yards	30-177	25-65	Passing Yards	112	315	Total Yards	289	380	Had QB Sacked	1-15	0-0	Passes	33-15-0	48-29-0	Punts	6-25.3	4-33.0	Fumbles/Lost	1-1	3-2	Penalties/Yards	5-40	8-45
	Pitt.	Hou.																													
First Downs	17	22																													
Rushes-Yards	30-177	25-65																													
Passing Yards	112	315																													
Total Yards	289	380																													
Had QB Sacked	1-15	0-0																													
Passes	33-15-0	48-29-0																													
Punts	6-25.3	4-33.0																													
Fumbles/Lost	1-1	3-2																													
Penalties/Yards	5-40	8-45																													

INDIVIDUAL LEADERS

- RUSHING**—Pittsburgh: Hoge 17-100, Worley 11-54, Stone 1-22
 Houston: Pinkett 8-26, White 7-13, Moon 3-12, Rozier 5-12
- PASSING**—Pittsburgh: Brister 33-15-0, 127 yards, 0 TD
 Houston: Moon 48-29-0, 315 yards, 2 TDs
- RECEIVING**—Pittsburgh: Worley 4-23, Mularkey 3-40, Hoge 3-26, Lipps 3-24
 Houston: Givins 11-136, Hill 6-98, Pinkett 3-24, Highsmith 3-21, Jeffires 3-16

AFC WILD CARD PLAYOFF GAME — 1990 CINCINNATI 41, HOUSTON 14

Riverfront Stadium, Cincinnati — January 6, 1991

Houston	0	0	7	7	—	7
Cincinnati	10	10	14	7	—	41

Cincinnati—Woods 1 run (Breech kick)

Cincinnati—Breech 27 field goal

Cincinnati—Green 2 pass from Esiason
(Breech kick)

Cincinnati—Breech 30 field goal

Cincinnati—Ball 3 run (Breech kick)

Cincinnati—Esiason 10 run (Breech kick)

Houston—Givins 16 pass from Carlson
(Garcia kick)

Cincinnati—Kattus 9 pass from Esiason
(Breech kick)

Houston—Givins 5 pass from Carlson
(Garcia kick)

	Hou.	Cin.
First Downs	13	24
Rushes-Yards	13-67	44-187
Passing Yards	159	162
Total Yards	226	349
Had QB Sacked	1-6	0-0
Passes	33-16-1	25-15-0
Punts	6-42.6	3-45.0
Fumbles/Lost	2-1	1-0
Penalties/Yards	5-33	4-40

A—60,012

INDIVIDUAL LEADERS

RUSHING—Houston: Pinkett 5-43, Carlson 4-22

Cincinnati: Esiason 5-57, Green 11-55, Brooks 6-17

PASSING—Houston: Carlson 33-16-1, 165 yards, 2 TDs

Cincinnati: Esiason 20-14-0, 150 yards, 2 TDs; Wilhelm 5-1-0, 12 yards, 0 TDs

RECEIVING—Houston: Givins 6-60, Harris 4-37, Jeffires 2-33

Cincinnati: Holman 2-51, McGee 2-23, Kattus 2-19

AFC WILD CARD PLAYOFF GAME — 1991 HOUSTON 17, N.Y. JETS 10

Astrodome, Houston — December 29, 1991

N.Y. Jets	0	10	0	0	—	10
Houston	7	7	0	3	—	17

Houston—Givins 5 pass from Moon
(Del Greco kick)

N.Y. Jets—Toon 10 pass from O'Brien
(Allegre kick)

Houston—Givins 20 pass from Moon
(Del Greco kick)

N.Y. Jets—Allegre 33 field goal

Houston—Del Greco 53 field goal

	N.Y. Jets	Hou.
First Downs	18	21
Rushes-Yards	23-71	26-71
Passing Yards	214	232
Total Yards	285	303
Had QB Sacked	1-7	4-39
Passes	31-21-3	40-28-1
Punts	2-36.0	2-44.5
Fumbles/Lost	0-0	3-1
Penalties/Yards	5-45	8-55

A—61,185

INDIVIDUAL LEADERS

RUSHING—N.Y. Jets: Hector 12-46, Baxter 5-14, O'Brien 2-10

Houston: White 17-65, Moon 3-6

PASSING—N.Y. Jets: O'Brien 31-21-3, 221 yards, 1 TD

Houston: Moon 40-28-1, 271 yards, 2 TDs

RECEIVING—N.Y. Jets: Toon 8-96, Moore 4-70, McNeil 4-23, Boyer 3-20

Houston: Hill 9-77, Givins 6-83, Jeffires 4-49, White 4-31, Duncan 4-24

AFC DIVISIONAL PLAYOFF GAME — 1991 DENVER 26, HOUSTON 24

Mile High Stadium, Denver — January 4, 1992

Houston	14	7	0	3	—	24
Denver	6	7	3	10	—	26

Houston—Jeffires 15 pass from Moon
(Del Greco kick)

Houston—Hill 9 pass from Moon (Del Greco kick)

Denver—Johnson 10 pass from Elway (kick failed)

Houston—Duncan 6 pass from Moon
(Del Greco kick)

Denver—Lewis 1 run (Treadwell kick)

Denver—Treadwell 49 field goal

Houston—Del Greco 25 field goal

Denver—Lewis 1 run (Treadwell kick)

Denver—Treadwell 28 field goal

	Hou.	Den.
First Downs	23	26
Rushes-Yards	19-97	31-151
Passing Yards	325	267
Total Yards	422	418
Had QB Sacked	0-0	0-0
Passes	36-27-1	34-20-1
Punts	1-44.0	2-40.5
Fumbles/Lost	0-0	3-0
Penalties/Yards	13-85	6-70

A—59,145

INDIVIDUAL LEADERS

RUSHING—Houston: White 17-79, Moon 2-18

Denver: Green 17-59, Sewell 4-48, Elway 6-39

PASSING—Houston: Moon 36-27-1, 325 yards, 3 TDs

Denver: Elway 33-19-1, 257 yards, 1 TD; Sewell 1-1-0, 10 yards, 0 TD

RECEIVING—Houston: Jeffires 7-99, Givins 6-111, Duncan 6-40, White 5-35, Hill 2-21

Denver: Johnson 5-78, Young 4-85, Sewell 3-28, Sharpe 3-20

YEAR-BY-YEAR SCORES

1960: Won 10, Lost 4 Head Coach: Lou Rymkus
First—Eastern Conference (AFL)

			ATTENDANCE
9/11	at Oakland	W	12,703
9/18	LOS ANGELES	W	20,156
9/25	OAKLAND	L	16,421
10/9	NEW YORK	W	16,156
10/16	DALLAS	W	19,026
10/23	at New York	W	21,000
10/30	at Buffalo	L	23,000
11/6	at Denver	W	14,489
11/13	at Los Angeles	L	14,489
11/20	DENVER	W	20,778
11/25	at Boston	W	27,123
12/4	at Dallas	L	20,000
12/11	BUFFALO	W	25,247
12/18	BOSTON	W	22,352

AFL CHAMPIONSHIP GAME

1/1	LOS ANGELES	W	24-16	32,183
-----	-------------	---	-------	--------

1961: Won 10, Lost 3, Tied 1 Head Coach: Wally Lemm
First—Eastern Division (AFL)

			ATTENDANCE
9/9	OAKLAND	W	16,231
9/24	at San Diego	L	29,210
10/1	at Dallas	L	28,000
10/8	BUFFALO	L	22,761
10/13	at Boston	T	15,070
10/22	DALLAS	W	21,237
10/29	at Buffalo	W	23,228
11/5	at Denver	W	11,564
11/12	BOSTON	W	35,649
11/19	NEW YORK	W	33,428
11/26	DENVER	W	27,864
12/3	SAN DIEGO	W	37,854
12/10	at New York	W	9,462
12/17	at Oakland	W	4,821

AFL CHAMPIONSHIP GAME

12/24	at San Diego	W	10-3	29,556
-------	--------------	---	------	--------

1962: Won 11, Lost 3 Head Coach: Frank "Pop" Ivy
First—Eastern Division (AFL)

			ATTENDANCE
9/9	at Buffalo	W	31,236
9/16	at Boston	L	32,276
9/23	at San Diego	W	28,061
10/7	BUFFALO	W	26,350
10/14	NEW YORK	W	20,650
10/21	at Denver	L	34,496
10/28	DALLAS	L	31,750
11/4	at Dallas	W	29,017
11/11	at Oakland	W	11,000
11/18	BOSTON	W	35,250
11/25	SAN DIEGO	W	28,235
12/2	DENVER	W	30,650
12/9	OAKLAND	W	27,400
12/15	at New York	W	8,167

AFL CHAMPIONSHIP GAME

12/23	Dallas	L	17-20	37,981
-------	--------	---	-------	--------

1963: Won 6, Lost 8 Head Coach: Frank "Pop" Ivy
Third—Eastern Division (AFL)

			ATTENDANCE
9/7	OAKLAND	L	24,749
9/14	DENVER	W	23,147
9/22	at New York	L	9,336
9/28	at Buffalo	W	32,340
10/6	at Kansas City	L	27,801
10/13	at Denver	W	24,087
10/20	BUFFALO	W	23,948
10/27	KANSAS CITY	W	26,331
11/1	at Boston	L	31,185
11/10	NEW YORK	W	23,615
12/1	at San Diego	L	31,713
12/8	BOSTON	L	23,042
12/15	SAN DIEGO	L	18,540
12/22	at Oakland	L	17,401

1964: Won 4, Lost 10 Fourth—Eastern Division (AFL) Head Coach: Sammy Baugh

		ATTENDANCE	
9/12	at San Diego.....L	21-27	22,632
9/19	OAKLAND.....W	42-28	26,482
9/27	at Denver.....W	38-17	22,651
10/4	at Kansas City.....L	7-28	22,729
10/11	BUFFALO.....L	17-48	26,218
10/17	at New York.....L	21-24	32,840
10/25	SAN DIEGO.....L	17-20	21,671
11/1	at Buffalo.....L	10-24	40,119
11/6	at Boston.....L	24-25	28,161
11/15	at Oakland.....L	10-20	16,375
11/22	KANSAS CITY.....L	19-28	17,782
11/29	BOSTON.....L	17-34	17,560
12/13	NEW YORK.....W	33-17	16,225
12/20	DENVER.....W	34-15	15,839

1965: Won 4, Lost 10 Fourth—Eastern Division (AFL) Head Coach: Hugh "Bones" Taylor

		ATTENDANCE	
9/12	NEW YORK.....W	27-21	52,680
9/19	BOSTON.....W	31-10	32,445
9/26	at Oakland.....L	17-21	18,166
10/3	at San Diego.....L	14-31	28,190
10/17	at Denver.....L	17-28	32,492
10/24	KANSAS CITY.....W	38-36	34,670
10/31	at Buffalo.....W	19-17	44,267
11/7	OAKLAND.....L	21-33	35,729
11/14	DENVER.....L	21-31	28,126
11/21	at New York.....L	14-41	55,312
11/28	at Kansas City.....L	21-52	16,457
12/5	BUFFALO.....L	18-29	23,087
12/12	SAN DIEGO.....L	26-37	34,120
12/18	at Boston.....L	14-42	14,508

1966: Won 3, Lost 11 Fourth (Tied)—Eastern Division (AFL) Head Coach: Wally Lemm

		ATTENDANCE	
9/3	DENVER.....W	45-7	30,156
9/10	OAKLAND.....W	31-0	31,763
9/18	at New York.....L	13-52	54,681
9/25	at Buffalo.....L	20-27	42,526
10/2	at Denver.....L	38-40	27,203
10/16	NEW YORK.....W	24-0	30,823
10/23	MIAMI.....L	13-20	23,173
10/30	at Kansas City.....L	23-48	31,676
11/6	at Oakland.....L	23-38	34,102
11/13	at Boston.....L	21-27	23,426
11/20	BUFFALO.....L	20-42	27,312
12/4	SAN DIEGO.....L	22-28	17,569
12/11	BOSTON.....L	14-38	17,100
12/18	at Miami.....L	28-29	20,045

1967: Won 9, Lost 4, Tied 1 First—Eastern Division (AFL) Head Coach: Wally Lemm

		ATTENDANCE	
9/9	KANSAS CITY.....L	20-25	28,003
9/17	at Buffalo.....W	20-3	41,334
9/24	at San Diego.....L	3-13	36,032
10/1	DENVER.....W	10-6	21,798
10/15	at New York.....T	28-28	62,729
10/22	at Kansas City.....W	24-19	46,365
10/29	BUFFALO.....W	10-3	30,060
11/5	at Boston.....L	7-18	19,422
11/12	at Denver.....W	20-18	30,392
11/26	BOSTON.....W	27-6	28,044
12/3	MIAMI.....W	17-14	20,979
12/10	OAKLAND.....L	7-19	36,375
12/16	SAN DIEGO.....W	24-17	19,870
12/23	at Miami.....W	41-10	25,982

AFL CHAMPIONSHIP GAME

12/31	at Oakland.....L	7-40	53,330
-------	------------------	------	--------

1968: Won 7, Lost 7 Second—Eastern Division (AFL) Head Coach: Wally Lemm

		ATTENDANCE	
9/9	KANSAS CITY.....L	21-26	45,083
9/14	at Miami.....W	24-10	40,067
9/21	at San Diego.....L	14-30	46,217
9/29	OAKLAND.....L	15-24	46,098
10/6	MIAMI.....L	7-24	36,109
10/13	at Boston.....W	16-0	32,502
10/20	NEW YORK.....L	14-20	51,710
10/27	at Buffalo.....W	30-7	34,339
11/3	at Cincinnati.....W	27-17	24,012
11/10	at New York.....L	7-26	60,242
11/17	DENVER.....W	38-17	36,075
11/28	at Kansas City.....L	10-24	48,493
12/7	BUFFALO.....W	35-6	34,110
12/15	BOSTON.....W	45-17	34,198

1969: Won 6, Lost 6, Tied 2 Second—Eastern Division (AFL) Head Coach: Wally Lemm

		ATTENDANCE	
9/14	at Oakland.....L	17-21	49,361
9/21	at Buffalo.....W	17-3	40,146
9/28	MIAMI.....W	22-10	41,086
10/5	BUFFALO.....W	28-14	46,485
10/12	at Kansas City.....L	0-24	45,805
10/19	at New York.....L	17-26	63,841
10/26	DENVER.....W	24-21	45,348
11/2	at Boston.....L	0-24	19,006
11/9	CINCINNATI.....T	31-31	45,298
11/16	at Denver.....T	20-20	45,002
11/23	at Miami.....W	32-7	27,281
11/27	SAN DIEGO.....L	17-21	40,065
12/6	NEW YORK.....L	26-34	51,923
12/14	BOSTON.....W	27-23	39,215

AFC PLAYOFF GAME

12/21	at Oakland.....L	7-56	53,539
-------	------------------	------	--------

1970: Won 3, Lost 10, Tied 1 Fourth—Central Division Head Coach: Wally Lemm

		ATTENDANCE	
9/20	at Pittsburgh.....W	19-7	45,538
9/27	MIAMI.....L	10-20	39,840
10/4	at Cincinnati.....W	20-13	55,094
10/11	BALTIMORE.....L	20-24	48,050
10/18	PITTSBURGH.....L	3-7	42,799
10/25	at San Diego.....T	31-31	41,427
11/1	at St. Louis.....L	0-44	47,911
11/8	at Kansas City.....L	9-24	49,810
11/15	SAN FRANCISCO.....L	20-30	43,040
11/22	at Cleveland.....L	14-28	74,723
11/29	DENVER.....W	31-21	35,733
12/7	CLEVELAND.....L	10-21	50,528
12/13	CINCINNATI.....L	20-30	34,435
12/20	at Dallas.....L	10-52	50,504

1971: Won 4, Lost 9, Tied 1 Third—Central Division Head Coach: Ed Hughes

		ATTENDANCE	
9/19	at Cleveland.....L	0-31	73,387
9/26	KANSAS CITY.....L	16-20	46,498
10/3	NEW ORLEANS.....T	13-13	47,966
10/10	at Washington.....L	13-22	54,041
10/17	DETROIT.....L	7-31	45,885
10/24	at Pittsburgh.....L	16-23	45,872
10/31	CINCINNATI.....W	10-6	37,947
11/7	at New England.....L	20-28	53,155
11/14	at Oakland.....L	21-41	54,705
11/21	at Cincinnati.....L	13-28	59,390
11/28	CLEVELAND.....L	24-37	37,921
12/5	PITTSBURGH.....W	29-3	37,778
12/12	at Buffalo.....W	20-14	28,107
12/19	SAN DIEGO.....W	49-33	35,959

1972: Won 1, Lost 13 Fourth—Central Division Head Coach: Bill Peterson

ATTENDANCE

9/17	at Denver.....L	17-30	51,656
9/24	at Miami.....L	13-34	77,821
10/1	NEW YORK.....W	26-20	51,423
10/9	OAKLAND.....L	0-34	51,378
10/15	at Pittsburgh.....L	7-24	42,929
10/22	CLEVELAND.....L	17-23	38,113
10/29	at Cincinnati.....L	7-30	59,409
11/5	at Cleveland.....L	0-20	61,985
11/12	PHILADELPHIA.....L	17-18	34,175
11/19	GREEN BAY.....L	10-23	41,752
11/26	at San Diego.....L	20-34	46,289
12/3	at Atlanta.....L	10-20	58,850
12/10	PITTSBURGH.....L	3-9	36,528
12/17	CINCINNATI.....L	17-61	32,482

1973: Won 1, Lost 13 Head Coach: Bill Peterson (5 Games) Fourth—Central Division Sid Gillman (9 Games)

ATTENDANCE

9/16	at N.Y. Giants.....L	14-34	57,979
9/23	at Cincinnati.....L	10-24	51,823
9/30	PITTSBURGH.....L	7-36	39,331
10/7	LOS ANGELES.....L	26-31	34,874
10/14	DENVER.....L	20-48	32,801
10/21	at Cleveland.....L	13-42	61,146
10/28	at Chicago.....L	14-35	43,755
11/4	at Baltimore.....W	31-27	52,707
11/11	CLEVELAND.....L	13-23	37,280
11/18	at Kansas City.....L	14-39	68,444
11/25	NEW ENGLAND.....L	0-32	27,344
12/2	OAKLAND.....L	6-17	25,801
12/9	at Pittsburgh.....L	7-33	38,004
12/16	CINCINNATI.....L	24-27	21,955

1974: Won 7, Lost 7 Head Coach: Sid Gillman Second (Tied)—Central Division

ATTENDANCE

9/15	SAN DIEGO.....W	21-14	25,317
9/22	at Cleveland.....L	7-20	58,988
9/29	KANSAS CITY.....L	7-17	28,538
10/6	PITTSBURGH.....L	7-13	30,049
10/13	at Minnesota.....L	10-51	48,006
10/20	ST. LOUIS.....L	27-31	26,371
10/27	at Cincinnati.....W	34-21	55,434
11/3	at N.Y. Jets.....W	27-22	47,218
11/10	at Buffalo.....W	21-9	79,223
11/17	CINCINNATI.....W	20-3	44,054
11/24	DALLAS.....L	0-10	49,775
12/1	at Pittsburgh.....W	13-10	41,195
12/8	at Denver.....L	14-38	47,142
12/15	CLEVELAND.....W	28-24	33,299

1975: Won 10, Lost 4 Head Coach: O.A. "Bum" Phillips Third—Central Division

ATTENDANCE

9/21	at New England.....W	7-0	54,212
9/28	SAN DIEGO.....W	33-17	37,602
10/5	CINCINNATI.....L	19-21	45,321
10/12	at Cleveland.....W	40-10	49,984
10/19	WASHINGTON.....W	13-10	51,911
10/26	DETROIT.....W	24-8	50,084
11/2	at Kansas City.....W	17-13	65,449
11/9	at Pittsburgh.....L	17-24	49,460
11/16	MIAMI.....W	20-19	51,755
11/24	PITTSBURGH.....L	9-32	51,851
11/30	at Cincinnati.....L	19-23	59,574
12/7	at San Francisco.....W	27-13	49,618
12/14	at Oakland.....W	27-26	54,020
12/21	CLEVELAND.....W	21-10	47,934

**1976: Won 5, Lost 9 Head Coach: O.A. "Bum" Phillips
Fourth—Central Division**

			ATTENDANCE
9/12	TAMPA BAY	W 20-0	43,911
9/19	at Buffalo	W 13-3	63,667
9/26	OAKLAND	L 13-14	45,426
10/3	at New Orleans	W 31-26	56,561
10/10	DENVER	W 17-3	51,041
10/17	at San Diego	L 27-30	33,327
10/24	CINCINNATI	L 7-27	50,968
11/1	at Baltimore	L 14-38	60,020
11/7	CLEVELAND	L 7-21	47,073
11/14	at Cincinnati	L 27-31	59,574
11/21	at Pittsburgh	L 16-32	47,947
11/28	ATLANTA	W 20-14	41,039
12/5	at Cleveland	L 10-13	60,226
12/11	PITTSBURGH	L 0-21	52,437

**1977: Won 8, Lost 6 Head Coach: O.A. "Bum" Phillips
Second (Tied)—Central Division**

			ATTENDANCE
9/18	N. Y. JETS	W 20-0	42,181
9/25	at Green Bay	W 16-10	56,627
10/2	at Miami	L 7-27	51,973
10/9	PITTSBURGH	W 27-10	51,644
10/16	CLEVELAND	L 23-24	50,738
10/23	at Pittsburgh	L 10-27	48,517
10/30	at Cincinnati	L 10-13*	53,194
11/6	CHICAGO	W 47-0	51,177
11/13	at Oakland	L 29-34	54,598
11/20	at Seattle	W 22-10	63,817
11/27	KANSAS CITY	W 34-20	47,701
12/4	DENVER	L 14-24	51,455
12/11	at Cleveland	W 19-15	46,788
12/18	CINCINNATI	W 21-16	50,924

*Overtime

**1978: Won 10, Lost 6 Head Coach: O.A. "Bum" Phillips
Second—Central Division**

			ATTENDANCE
9/3	at Atlanta	L 14-20	59,733
9/10	at Kansas City	W 20-17	41,754
9/17	SAN FRANCISCO	W 20-19	49,242
9/24	LOS ANGELES	L 6-10	49,216
10/1	at Cleveland	W 16-13	73,481
10/8	at Oakland	L 17-21	54,468
10/15	BUFFALO	W 17-10	51,207
10/23	at Pittsburgh	W 24-17	48,021
10/29	at Cincinnati	L 13-28	56,346
11/5	CLEVELAND	W 14-10	51,024
11/12	at New England	W 26-23	61,297
11/20	MIAMI	W 35-30	51,874
11/26	CINCINNATI	W 17-10	51,331
12/3	PITTSBURGH	L 3-13	55,133
12/10	at New Orleans	W 17-12	65,975
12/17	SAN DIEGO	L 24-45	52,625

AFC WILD CARD GAME

12/24	at Miami	W 17-9	72,445
-------	----------------	--------	--------

AFC DIVISIONAL PLAYOFF

12/31	at New England	W 31-14	61,297
-------	----------------------	---------	--------

AFC CHAMPIONSHIP GAME

1/7	at Pittsburgh	L 5-34	49,417
-----	---------------------	--------	--------

**1979: Won 11, Lost 5 Head Coach: O.A. "Bum" Phillips
Second—Central Division**

			ATTENDANCE
9/2	at Washington	W 29-27	54,582
9/9	at Pittsburgh	L 7-38	49,729
9/16	KANSAS CITY	W 20-6	45,654
9/23	at Cincinnati	W 30-27*	45,615
9/30	CLEVELAND	W 31-10	48,915
10/7	ST. LOUIS	L 17-24	53,043
10/14	at Baltimore	W 28-16	45,021
10/21	at Seattle	L 14-34	60,705
10/28	N.Y. JETS	W 27-24*	45,825
11/5	at Miami	W 9-6	70,273
11/11	OAKLAND	W 31-17	48,614
11/18	CINCINNATI	W 42-21	49,829
11/22	at Dallas	W 30-24	63,897
12/2	at Cleveland	L 7-14	69,112
12/10	PITTSBURGH	W 20-17	55,293
12/16	PHILADELPHIA	L 20-26	49,407

AFC WILD CARD GAME

12/24 DENVER.....W 13-7 48,776

AFC DIVISIONAL PLAYOFF GAME

12/29 at San Diego.....W 17-14 51,192

AFC CHAMPIONSHIP GAME

1/6 at Pittsburgh.....L 13-27 50,475

*Overtime

1980: Won 11, Lost 5 Head Coach: O.A. "Bum" Phillips
First (Tied)—Central Division

ATTENDANCE

9/7	at Pittsburgh.....L	17-31	54,386
9/15	at Cleveland.....W	16-7	80,243
9/21	BALTIMORE.....W	21-16	46,421
9/28	at Cincinnati.....W	13-10	50,413
10/5	SEATTLE.....L	7-26	46,860
10/12	at Kansas City.....L	20-21	75,048
10/19	TAMPA BAY.....W	20-14	48,167
10/26	CINCINNATI.....W	23-3	49,189
11/2	at Denver.....W	20-16	74,717
11/10	NEW ENGLAND.....W	38-34	51,524
11/16	at Chicago.....W	10-6	59,390
11/23	at New York Jets.....L	28-31*	52,528
11/30	CLEVELAND.....L	14-17	51,514
12/4	PITTSBURGH.....W	6-0	53,960
12/14	at Green Bay.....W	22-3	53,201
12/21	MINNESOTA.....W	20-16	51,064

AFC WILD CARD GAME

12/28 at Oakland.....L 7-27 52,762

*Overtime

1981: Won 7, Lost 9 Head Coach: Ed Biles
Third—Central Division

ATTENDANCE

9/6	at Los Angeles.....W	27-20	63,198
9/13	at Cleveland.....W	9-3	79,483
9/20	MIAMI.....L	9-20	47,379
9/27	at N.Y. Jets.....L	17-33	50,309
10/4	CINCINNATI.....W	17-10	44,350
10/11	SEATTLE.....W	35-17	42,671
10/18	at New England.....L	10-38	60,474
10/26	at Pittsburgh.....L	13-26	52,372
11/1	at Cincinnati.....L	21-34	54,326
11/8	OAKLAND.....W	17-16	45,519
11/15	at Kansas City.....L	10-23	73,984
11/22	NEW ORLEANS.....L	24-27	49,581
11/29	ATLANTA.....L	27-31	40,201
12/3	CLEVELAND.....W	17-13	44,502
12/13	at San Francisco.....L	6-28	55,707
12/20	PITTSBURGH.....W	21-20	

1982: Won 1, Lost 8 Head Coach: Ed Biles
Thirteenth—American Football Conference

ATTENDANCE

9/12	at Cincinnati.....L	6-27	53,268
9/19	SEATTLE.....W	23-21	43,117
11/21	PITTSBURGH.....L	10-24	42,338
11/28	at New England.....L	21-29	33,602
12/5	at N.Y. Giants.....L	14-17	71,184
12/13	DALLAS.....L	7-37	51,808
12/19	Philadelphia.....L	14-35	44,119
12/26	CLEVELAND.....L	14-20	36,555
1/2/83	CINCINNATI.....L	27-35	26,522

1983: Won 2, Lost 14 Head Coach: Ed Biles (6 Games)
Fourth—Central Division Chuck Studley (10 Games)

ATTENDANCE

9/4	GREEN BAY.....L	38-41*	44,073
9/11	at L.A. Raiders.....L	6-20	37,521
9/18	PITTSBURGH.....L	28-40	44,150
9/25	at Buffalo.....L	13-30	60,070
10/2	at Pittsburgh.....L	10-17	56,901
10/9	DENVER.....L	14-26	44,209
10/16	at Minnesota.....L	14-34	58,910
10/23	KANSAS CITY.....L	10-13*	39,462
10/30	at Cleveland.....L	19-25*	66,955
11/6	CINCINNATI.....L	14-55	39,706
11/13	DETROIT.....W	27-17	40,660
11/20	at Cincinnati.....L	10-38	46,375
11/27	at Tampa Bay.....L	24-33	38,625
12/4	MIAMI.....L	17-24	39,434
12/11	CLEVELAND.....W	34-27	29,746
12/18	at Baltimore.....L	10-20	20,418

*Overtime

1984: Won 3, Lost 13 Fourth—Central Division Head Coach: Hugh Campbell

		ATTENDANCE	
9/2	L.A. RAIDERS.....L	14-24	49,092
9/9	INDIANAPOLIS.....L	21-35	43,820
9/16	at San Diego.....L	14-31	52,266
9/23	at Atlanta.....L	10-42	45,248
9/30	NEW ORLEANS.....L	10-27	43,108
10/7	at Cincinnati.....L	3-13	43,637
10/14	at Miami.....L	10-28	54,435
10/21	SAN FRANCISCO.....L	21-34	39,900
10/28	CINCINNATI.....L	13-31	34,010
11/4	at Pittsburgh.....L	7-35	48,892
11/11	at Kansas City.....W	17-16	44,464
11/18	N.Y. JETS.....W	31-20	40,141
11/25	at Cleveland.....L	10-27	46,077
12/2	PITTSBURGH.....W	23-20*	39,786
12/9	at L.A. Rams.....L	16-27	49,092
12/16	CLEVELAND.....L	20-27	33,676

*Overtime

1985: Won 5, Lost 11 Fourth—Central Division Head Coach: Hugh Campbell (14 Games) Jerry Glanville (2 Games)

		ATTENDANCE	
9/8	MIAMI.....W	26-23	47,656
9/15	at Washington.....L	13-16	53,553
9/22	at Pittsburgh.....L	0-20	58,572
9/29	DALLAS.....L	10-17	49,686
10/6	at Denver.....L	20-31	74,699
10/13	CLEVELAND.....L	6-21	38,386
10/20	CINCINNATI.....W	44-27	35,590
10/27	at St. Louis.....W	20-10	43,190
11/3	KANSAS CITY.....W	23-20	41,238
11/10	at Buffalo.....L	0-20	21,831
11/17	PITTSBURGH.....L	7-30	45,977
11/24	SAN DIEGO.....W	37-35	34,336
12/1	at Cincinnati.....L	27-45	46,140
12/8	N.Y. GIANTS.....L	14-35	36,576
12/15	at Cleveland.....L	21-28	50,793
12/22	at Indianapolis.....L	16-34	55,818

1986: Won 5, Lost 11 Fourth—Central Division Head Coach: Jerry Glanville

		ATTENDANCE	
9/7	at Green Bay.....W	31-3	54,065
9/14	CLEVELAND.....L	20-23	46,049
9/21	at Kansas City.....L	13-27	43,699
9/28	PITTSBURGH.....L	16-22*	42,001
10/5	at Detroit.....L	13-24	41,960
10/12	CHICAGO.....L	7-20	46,026
10/19	at Cincinnati.....L	28-31	53,844
10/26	L.A. RAIDERS.....L	17-28	41,641
11/2	at Miami.....L	7-28	43,804
11/9	CINCINNATI.....W	32-28	32,130
11/16	at Pittsburgh.....L	10-21	49,724
11/23	INDIANAPOLIS.....W	31-17	31,792
11/30	at Cleveland.....L	10-13*	62,309
12/7	at San Diego.....L	0-27	40,103
12/14	MINNESOTA.....W	23-10	32,738
12/21	BUFFALO.....W	16-7	31,409

*Overtime

1987: Won 9, Lost 6 Second—Central Division Head Coach: Jerry Glanville

		ATTENDANCE	
9/13	L.A. RAMS.....W	20-16	33,186
9/20	at Buffalo.....L	30-34	56,534
10/4	at Denver.....W	40-10	38,494
10/11	at Cleveland.....W	15-10	38,927
10/18	NEW ENGLAND.....L	7-21	26,294
10/25	ATLANTA.....W	37-33	29,062
11/1	at Cincinnati.....W	31-29	52,700
11/8	at San Francisco.....L	20-27	59,740
11/15	at Pittsburgh.....W	23-3	56,177
11/22	CLEVELAND.....L	7-40	51,161
11/29	at Indianapolis.....L	27-51	54,999
12/6	SAN DIEGO.....W	33-18	31,714
12/13	at New Orleans.....L	10-24	68,257
12/20	PITTSBURGH.....W	24-16	38,683
12/27	CINCINNATI.....W	21-17	49,775

AFC WILD CARD GAME

1/3	SEATTLE.....W	23-20*	49,622
-----	---------------	--------	--------

AFC DIVISIONAL PLAYOFF GAME

1/10	at Denver.....L	10-34	75,968
------	-----------------	-------	--------

*Overtime

1988: Won 10, Lost 6 Head Coach: Jerry Glanville
Second (Tied)—Central Division

		ATTENDANCE	
9/4	at Indianapolis.....W	17-14*	57,251
9/11	L.A. RAIDERS.....W	38-35	46,050
9/18	at New York Jets.....L	3-45	64,683
9/25	NEW ENGLAND.....W	31-6	38,646
10/2	at Philadelphia.....L	23-32	64,692
10/9	KANSAS CITY.....W	7-6	39,134
10/16	at Pittsburgh.....W	34-14	52,229
10/23	at Cincinnati.....L	21-44	54,659
10/30	WASHINGTON.....W	41-17	48,781
11/7	CLEVELAND.....W	24-17	51,467
11/13	at Seattle.....L	24-27	60,446
11/20	PHOENIX.....W	38-20	43,843
11/24	at Dallas.....W	25-17	50,845
12/4	PITTSBURGH.....L	34-37	47,791
12/11	CINCINNATI.....W	41-6	50,269
12/18	at Cleveland.....L	23-28	74,610

AFC WILD CARD GAME

12/24	at Cleveland.....W	24-23	74,977
-------	--------------------	-------	--------

AFC DIVISIONAL PLAYOFF GAME

1/1	at Buffalo.....L	10-17	79,532
-----	------------------	-------	--------

*Overtime

1989: Won 9, Lost 7 Head Coach: Jerry Glanville
Second (Tied)—Central Division

		ATTENDANCE	
9/10	at Minnesota.....L	7-38	54,015
9/17	at San Diego.....W	34-27	42,013
9/24	BUFFALO.....L	41-47*	57,278
10/1	MIAMI.....W	39-7	53,326
10/8	at New England.....L	13-23	59,828
10/15	at Chicago.....W	33-28	64,383
10/22	PITTSBURGH.....W	27-0	59,091
10/29	at Cleveland.....L	17-28	78,765
11/5	DETROIT.....W	35-31	48,056
11/13	CINCINNATI.....W	26-24	60,694
11/19	L.A. RAIDERS.....W	23-7	59,198
11/26	at Kansas City.....L	0-34	51,342
12/3	at Pittsburgh.....W	23-16	40,541
12/10	TAMPA BAY.....W	20-17	54,532
12/17	at Cincinnati.....L	7-61	47,510
12/23	CLEVELAND.....L	20-24	58,852

AFC WILD CARD GAME

12/31	PITTSBURGH.....L	23-26*	58,306
-------	------------------	--------	--------

*Overtime

1990: Won 9, Lost 7 Head Coach: Jack Pardee
First (Tied)—Central Division

		ATTENDANCE	
1/9	at Atlanta.....L	27-47	56,222
9/16	at Pittsburgh.....L	9-20	54,814
9/23	INDIANAPOLIS.....W	24-10	50,093
9/30	at San Diego.....W	17-7	48,762
10/7	SAN FRANCISCO.....L	21-24	59,931
10/14	CINCINNATI.....W	48-17	53,501
10/21	NEW ORLEANS.....W	23-10	57,908
10/28	NEW YORK JETS.....L	12-17	56,337
11/4	at L.A. Rams.....L	13-17	52,628
11/18	at Cleveland.....W	35-23	76,726
11/26	BUFFALO.....W	27-24	60,130
12/2	at Seattle.....L	10-13*	57,592
12/9	CLEVELAND.....W	58-14	54,469
12/16	at Kansas City.....W	27-10	61,756
12/23	at Cincinnati.....L	20-40	60,044
12/30	PITTSBURGH.....W	34-14	56,906

AFC WILD CARD GAME

1/6	at Cincinnati.....L	14-41	60,012
-----	---------------------	-------	--------

*Overtime

**1991: Won 11, Lost 5
First—Central Division**

Head Coach: Jack Pardee

			ATTENDANCE
9/1	L.A. RAIDERS.....	W	47-17 61,367
9/8	at Cincinnati.....	W	30-7 56,463
9/16	KANSAS CITY.....	W	17-7 61,058
9/22	at New England.....	L	20-24 30,702
10/6	DENVER.....	W	42-14 59,145
10/13	at New York Jets.....	W	23-20 70,758
10/20	at Miami.....	W	17-13 60,705
10/27	CINCINNATI.....	W	35-3 58,634
11/3	at Washington.....	L	13-16* 55,096
11/10	DALLAS.....	W	26-23* 63,001
11/17	CLEVELAND.....	W	28-24 58,155
11/24	at Pittsburgh.....	L	14-26 45,795
12/2	PHILADELPHIA.....	L	6-13 62,141
12/8	PITTSBURGH.....	W	31-6 59,225
12/15	at Cleveland.....	W	17-14 55,680
12/21	at New York Giants.....	L	20-24 63,421

AFC WILD CARD GAME

12/29	NEW YORK JETS.....	W	17-10 61,485
-------	--------------------	---	--------------

AFC DIVISIONAL PLAYOFF GAME

1/4	at Denver.....	L	24-26 75,301
-----	----------------	---	--------------

*Overtime



PRE-SEASON SCORES

Date	Hou.	Opp.	Date	Hou.	Opp.
1960 (2-3)			1967 (0-4)		
8/6	Dallas	10 27	8/5	KANSAS CITY	9 34
	(Tulsa, OK)		8/12	at Oakland	7 24
8/13	at L.A. Chargers	13 22	8/26	N.Y. Jets	7 13
8/20	DENVER	42 3		(Charlotte, NC)	
8/26	N.Y. Titans	30 14	9/2	DALLAS	17 30
	(Mobile, AL)				
9/12	at Dallas	3 24	1968 (4-1)		
1961 (3-2)			8/1	WASHINGTON	9 3
8/6	at San Diego	14 27	8/12	N.Y. JETS	28 14
8/11	Oakland	35 17	8/18	NEW ORLEANS	24 23
	(Honolulu, HI)		8/23	Buffalo	37 7
8/18	San Diego	28 42		(Tulsa, OK)	
	(Honolulu, HI)		8/31	DALLAS	19 33
8/25	N.Y. Titans	30 20	1969 (3-2)		
	(Greenville, SC)		8/2	BUFFALO	24 7
9/1	Denver	42 20	8/15	BALTIMORE	29 33
	Mobile, AL)		8/22	CHICAGO	19 17
1962 (4-1)			8/28	DALLAS	11 14
8/4	N.Y. TITANS	33 27	9/6	at New Orleans	30 14
8/10	Denver	33 17	1970 (2-4)		
	(Atlanta, GA)		8/8	CHICAGO	13 23
8/18	Boston	20 10	8/15	NEW ORLEANS	10 19
	(New Orleans, LA)		8/22	MINNESOTA	7 14
8/23	Buffalo	14 21	8/29	DALLAS	37 21
	(Mobile, AL)		9/5	at L.A. Rams	3 20
8/31	Dallas	34 31	9/13	at Philadelphia	27 7
	(Miami, FL)			(Miami)	
1963 (3-2)			1971 (4-3)		
8/3	at Denver	10 27	7/31	L.A. Rams	6 17
8/9	N.Y. Jets	17 0		(Canton, OH)	
	(Shreveport, LA)		8/9	N.Y. GIANTS	35 6
8/14	Boston	21 20	8/14	at St. Louis	14 16
	(Lowell, MA)		8/21	PHILADELPHIA	21 17
8/22	SAN DIEGO	3 21	8/26	DALLAS	20 28
8/31	Kansas City	23 17	9/4	CHICAGO	37 17
	(Wichita, KS)		9/12	at New Orleans	24 17
1964 (1-4)			1972 (2-3-1)		
8/9	at Boston	38 7	8/5	at Dallas	24 25
8/15	San Diego	36 44	8/10	at Chicago	17 20
	(Little Rock, AR)		8/19	GREEN BAY	20 3
8/20	DENVER	20 32	8/24	ST. LOUIS	33 24
8/29	Oakland	20 34	9/4	at Minnesota	14 26
	(Las Vegas, NV)		9/10	NEW ORLEANS	14 14
9/3	KANSAS CITY	17 27	1973 (2-4)		
1965 (5-0)			8/3	N.Y. JETS	13 16
8/7	N.Y. Jets	21 16	8/11	CHICAGO	7 34
	(Alexandria, VA)		8/18	at Green Bay	14 33
8/14	at Buffalo	29 7	8/23	DALLAS	27 24
8/21	BOSTON	27 6	9/1	BALTIMORE	20 9
8/28	Denver	25 3	9/9	at New Orleans	10 16
	(San Antonio, TX)		1974 (3-3)		
9/4	San Diego	13 10	8/3	N.Y. GIANTS	16 7
	(Little Rock, AR)		8/9	at Washington	48 3
1966 (1-3)			8/17	at Dallas	13 19
8/12	OAKLAND	26 17	8/26	ATLANTA	6 10
8/13	N.Y. Jets	10 16	8/31	CHICAGO	37 20
	(Birmingham, AL)		9/7	NEW ORLEANS	16 24
8/20	Buffalo	16 28			
	(Little Rock, AR)				
8/27	at Kansas City	20 31			

Date Hou. Opp.

1975 (3-3)

8/9	at New Orleans	13	7
8/16	WASHINGTON	24	13
8/23	at Denver	21	27
8/30	DALLAS	14	17
9/8	BALTIMORE	21	26
9/13	at Chicago	24	13

1976 (0-6)

8/2	at Kansas City (OT)	3	9
8/7	NEW ORLEANS	10	13
8/14	N.Y. GIANTS	14	30
8/21	N.Y. JETS	24	27
8/28	MIAMI	6	10
9/4	at Dallas (OT)	20	26

1977 (2-4)

8/8	at Oakland	0	40
8/14	BALTIMORE	7	14
8/20	CHICAGO	10	14
8/29	SAN FRANCISCO	17	3
9/3	DALLAS	23	14
9/10	at New Orleans	16	20

1978 (1-3)

8/5	DENVER	12	17
8/14	PHILADELPHIA	10	28
8/19	at Dallas	27	13
8/26	NEW ORLEANS	3	17

1979 (1-3)

8/2	N.Y. JETS	14	21
8/12	ST. LOUIS	9	7
8/18	at Dallas	13	16
8/24	at New Orleans	7	10

1980 (2-2)

8/11	TAMPA BAY	7	21
8/17	NEW ORLEANS	20	17
8/23	at Dallas	13	20
8/28	BUFFALO	24	7

1981 (1-3)

8/6	PHILADELPHIA	13	10
8/15	at New Orleans	7	27
8/22	at Tampa Bay	17	27
8/29	at Dallas	20	28

1982 (2-2)

8/12	NEW ORLEANS	22	20
8/22	N.Y. JETS	16	33
8/28	TAMPA BAY	21	6
9/4	at Dallas	14	20

1983 (0-4)

8/4	BALTIMORE	0	15
8/13	TAMPA BAY	17	23
8/20	at New Orleans	13	20
8/27	at Dallas	31	34

Date Hou. Opp.

1984 (1-3)

8/4	at Tampa Bay	17	30
8/11	N.Y. JETS	36	17
8/18	NEW ORLEANS	19	31
8/25	at Dallas	24	31

1985 (1-4)

8/3	N.Y. Giants	20	21
	(Canton, OH)		
8/10	at L.A. Rams	3	7
	at New Orleans	23	20
8/24	KANSAS CITY	19	24
8/31	at Dallas	10	20

1986 (4-0)

8/5	at L.A. Rams	17	14
8/16	BUFFALO	23	20
8/23	NEW ORLEANS	24	13
8/30	at Dallas	17	14

1987 (2-2)

8/13	KANSAS CITY	20	32
8/22	at New Orleans	16	13
8/29	at Indianapolis	6	17
9/5	at Dallas	18	13

1988 (4-0)

8/4	BUFFALO	13	9
8/13	New England	27	14
	(Memphis, TN)		
8/20	at L.A. Rams	20	17
8/27	at Dallas	54	10

1989 (2-2)

8/12	at Tampa Bay	23	41
8/19	Miami	26	10
	(Jacksonville, FL)		
8/26	L.A. Raiders	23	21
	(Oakland, CA)		
9/2	at Dallas	28	30

1990 (1-3)

8/9	DETROIT	10	34
8/18	N.Y. GIANTS	10	13
8/26	at Minnesota	21	22
9/1	at Dallas	27	6

1991 (2-2)

8/3	at San Diego	29	31
8/9	ATLANTA	7	36
8/18	DALLAS	30	20
8/22	L.A. Rams	16	13
	(Memphis, TN)		



OILERS VS. THE NFL

h denotes home games

ATLANTA FALCONS

	OILERS	OPP.
1972	10	20
1976h	20	14
1978	14	20
1981h	27	31
1984	10	42
1987h	37	33
1990	27	47

Atlanta 5, Houston 2
(h: 2-1, a: 0-4)

BUFFALO BILLS

	OILERS	OPP.
1960	24	25
1960h	31	23
1961h	12	22
1961	28	16
1962	28	23
1962h	17	14
1963	31	20
1963h	28	14
1964h	17	48
1964	10	24
1965	19	17
1965h	18	29
1966	20	27
1966h	20	42
1967	20	3
1967h	10	3
1968	30	7
1968h	35	6
1969	17	3
1969h	28	14
1971	20	14
1974	21	9
1976	13	3
1978h	17	10
1983	13	30
1985	0	20
1986h	16	7
1987	30	34
1988	10	17*
1989h	41	47**
1990h	27	24

Houston 19, Buffalo 12
(h: 9-5, a: 10-7)

*AFC Playoff

**Overtime

CHICAGO BEARS

	OILERS	OPP.
1973	14	35
1977h	47	0
1980	10	6
1986h	7	20
1989	33	28

Houston 3, Chicago 2
(h: 1-1, a: 2-1)

CINCINNATI BENGALS

	OILERS	OPP.
1968	27	17
1969h	31	31
1970	20	13
1970h	20	30
1971h	0	6
1971	13	28
1972	7	30
1972h	17	61
1973	10	24
1973h	24	27
1974	34	21
1974h	20	3

1975h	19	21
1975	19	23
1976h	7	27
1976	27	31
1977	10	13*
1977h	21	16
1978	13	28
1978h	17	10
1979	30	27*
1979h	42	21
1980	13	10
1980h	23	3
1981h	17	10
1981	21	34
1982	6	27
1982h	27	35
1983h	14	55
1983	10	38
1984	3	13
1984h	13	31
1985h	44	27
1985	27	45
1986	28	31
1986h	32	28
1987	31	29
1987h	21	17
1988	21	44
1988h	41	6
1989h	26	24
1989	7	61
1990h	48	17
1990	20	40
1990	14	41**
1991	30	7
1991h	35	3

Cincinnati 25, Houston 21
(1 tie)

(h: 14-8-1, a: 7-17)

*Overtime

**AFC Wild Card Game

CLEVELAND BROWNS

	OILERS	OPP.
1970	14	28
1970h	10	21
1971	0	31
1971h	24	37
1972h	17	23
1972	0	20
1973	13	42
1973h	13	23
1974	7	20
1974h	28	24
1975	40	10
1975h	21	10
1976h	7	21
1976	10	13
1977h	23	24
1977	19	15
1878	16	13
1978h	14	10
1979h	31	10
1979	7	14
1980	16	7
1980h	14	17
1981	9	3
1981h	17	13
1982h	14	20
1983	19	25*
1983h	34	27
1984	10	27
1984h	20	27
1985h	6	21
1985	21	28
1986h	20	23
1986	10	13*
1987	15	10
1987h	7	40
1988h	24	17
1988	23	28

1988	24	23**
1989	17	28
1989h	20	24
1990	35	23
1990h	58	14
1991h	28	24
1991	17	14

Cleveland 26, Houston 18
(h: 9-13, a: 9-13)

*Overtime

**AFC Wild Card Game

DALLAS COWBOYS

	OILERS	OPP.
1970	10	52
1974h	0	10
1979	30	24
1982h	7	37
1985h	10	17
1988	25	17
1991h	26	23*

Dallas 4, Houston 3
(h: 1-3, a: 2-1)

*Overtime

DENVER BRONCOS

	OILERS	OPP.
1960	45	25
1960h	20	10
1961	55	13
1961h	45	14
1962	10	20
1962h	34	17
1963h	20	14
1963	33	24
1964	38	17
1964	34	15
1965	17	28
1965h	21	31
1966h	45	7
1966	38	40
1967h	10	6
1967	20	18
1968h	38	17
1969h	24	21
1969	20	20
1970h	31	21
1972	17	30
1973h	20	48
1974	14	38
1976h	17	3
1977h	14	24
1979h	13	7*
1980	20	16
1983h	14	26
1985	20	31
1987	40	10
1987	10	34*
1991h	42	14
1991	24	26*

Houston 20, Denver 12 (1 tie)
(h: 12-4, a: 8-8-1)

*AFC Playoff

DETROIT LIONS

	OILERS	OPP.
1971h	7	31
1975h	24	8
1983h	27	17
1986	13	24
1989h	35	31

Houston 3, Detroit 2
(h: 3-1, a: 0-1)

GREEN BAY PACKERS

	OILERS	OPP.
1972h	10	23
1977	16	10
1980	22	3

1983h	38	41*
1986	31	3

Houston 3, Green Bay 2
(h: 0-2, a: 3-0)

*Overtime

INDIANAPOLIS COLTS

	OILERS	OPP.
1970h	20	24
1973	31	27
1976	14	38
1979	28	16
1980h	21	16
1983	10	20
1984h	21	35
1985	16	34
1986h	31	17
1987	27	51
1988	17	14*
1990h	24	10

Houston 6, Indianapolis 6
(h: 3-2, a: 3-4)

*Overtime

KANSAS CITY CHIEFS

	OILERS	OPP.
1960h	20	10
1960	0	24
1961	21	26
1961h	38	7
1962h	7	31
1962	14	6
1962h	17	20*
1963	7	28
1963h	28	7
1964	7	28
1964h	19	28
1965h	38	36
1965	21	52
1966	23	48
1967h	20	25
1967	24	19
1968h	21	26
1968	10	24
1969	0	24
1970	9	24
1971h	16	20
1973	14	39
1974h	7	17
1975	17	13
1977h	34	20
1978	20	17
1979h	20	6
1980	20	21
1981	10	23
1983h	10	13
1984	17	16
1985h	23	20
1986	13	27
1988h	7	6
1989	0	34
1990	27	10
1991h	17	7

Kansas City 22, Houston 15
(h: 9-8, a: 6-14)

*AFL Championship Game

LOS ANGELES RAIDERS

	OILERS	OPP.
1960	37	22
1960h	13	14
1961h	55	0
1961	47	16
1962	28	20
1962h	32	17
1963h	13	24
1963	49	52
1964h	42	28
1964	10	20
1965	17	21
1965h	21	33
1966h	31	0

1966	23	38
1967h	7	19
1967	7	40**
1968h	15	24
1969	17	21
1969h	7	56**
1971	21	41
1972h	0	34
1973h	6	17
1975h	27	26
1976h	13	14
1977	29	34
1978	17	21
1979h	31	17
1980	7	27***
1981h	17	16
1983	6	20
1984h	14	24
1986h	17	28
1988h	38	35
1989h	23	7
1991h	47	17

L.A. Raiders 22, Houston 13
(h: 10-11, a: 3-11)

*AFL Championship Game

**AFL Playoff

***AFC Wild Card Game

LOS ANGELES RAMS

	OILERS	OPP.
1973h	26	31
1978h	6	10
1981	27	20
1984	16	27
1987h	20	16
1990	13	17

L.A. Rams 4, Houston 2
(h: 1-2, a: 1-2)

MIAMI DOLPHINS

	OILERS	OPP.
1966h	13	20
1966	28	29
1967h	17	14
1968	24	10
1968h	7	24
1969h	22	10
1969	32	7
1970h	10	20
1972	13	34
1975h	20	19
1977	7	27
1978h	35	30
1978	17	9*
1979	9	6
1981h	10	16
1983h	17	24
1984	10	28
1985h	23	20
1986	7	28
1989h	39	7
1991	17	13

Houston 11, Miami 10
(h: 6-5, a: 6-5)

*AFC Playoff

MINNESOTA VIKINGS

	OILERS	OPP.
1974	10	51
1980h	20	16
1983	14	34
1986h	23	10
1989	7	38

Minnesota 3, Houston 2
(h: 2-0, a: 0-3)

NEW ENGLAND PATRIOTS

	OILERS	OPP.
1960	24	10
1960h	37	21

1961	31	31
1961h	27	15
1962	21	34
1962h	21	17
1963	3	45
1963h	28	46
1964	24	25
1964h	17	34
1965h	31	10
1965	14	42
1966	21	27
1966h	14	38
1967	7	18
1967h	27	6
1968	16	0
1968h	45	17
1969	0	24
1969h	27	23
1971	20	28
1973h	0	32
1975	7	0
1978	26	23
1978	31	14*
1980h	38	34
1981	10	38
1982	21	29
1987h	7	21
1988h	31	6
1989	13	23
1991	20	24

New England 17, Houston 14
(1 tie)

(h: 9-5, a: 5-12-1)

*AFC Playoff

NEW ORLEANS SAINTS

	OILERS	OPP.
1971h	13	13
1976	31	26
1978	17	12
1981h	24	27
1984h	10	27
1987	10	24
1990h	23	10

Houston 3, New Orleans 3
(1 tie)

(h: 1-2-1, a: 2-1)

NEW YORK GIANTS

	OILERS	OPP.
1973	14	34
1982	14	17
1985h	14	35
1991	20	24

N.Y. Giants 4, Houston 0
(h: 0-1, a: 0-3)

NEW YORK JETS

	OILERS	OPP.
1960h	27	21
1960	42	28
1961h	49	13
1961	48	21
1962h	56	17
1962	44	10
1963	17	24
1963h	31	27
1964	21	24
1964h	33	17
1965h	27	21
1965	14	41
1966	13	52
1966h	24	0
1967	28	28
1968h	14	20
1968	7	26
1969	17	26
1969h	26	34
1972h	26	20
1974	27	22
1977h	20	0

1979h	27	24
1980	28	31*
1981	17	31
1984h	31	20
1988	3	45
1990h	12	17
1991	23	20
1991h	17	10**

**Houston 17, N.Y. Jets 12
(1 tie)**

(h: 12-3, a: 5-9-1)

*Overtime

**AFC Wild Card Game

PHILADELPHIA EAGLES

	OILERS	OPP.
1972h	17	18
1979h	20	26
1982	14	35
1988	23	32
1991h	6	13

**Philadelphia 5, Houston 0
(h: 0-3, a: 0-2)**

PHOENIX CARDINALS

	OILERS	OPP.
1970	0	44
1974h	27	31
1979h	17	24
1985	20	10
1988h	38	20

**Phoenix 3, Houston 2
(h: 1-2, a: 1-1)**

PITTSBURGH STEELERS

	OILERS	OPP.
1970	19	7
1970h	3	7
1971	16	23
1971h	29	3
1972	7	24
1972h	3	9
1973h	7	36
1973	7	33
1974h	7	13
1974	13	10
1975	17	24
1975h	9	32
1976	16	32
1976h	0	21
1977h	27	10
1977	10	27
1978	24	17
1978h	3	13
1978	5	34*
1979	7	38
1979h	20	17
1979	13	27*
1980	17	31
1980h	6	0
1981	13	26
1981h	21	20
1982h	10	24
1983h	28	40
1983	10	17
1984	7	35
1984h	23	20**
1985	0	20
1985h	7	30
1986h	16	22**
1986	10	21
1987	23	3
1987h	24	16
1988	34	14
1988h	34	37
1989h	27	0
1989	23	16
1989h	23	26***
1990	9	20
1990h	34	14
1991	14	26

1991h	31	6
-------	----	---

**Pittsburgh 30, Houston 16
(h: 10-13, a: 6-17)**

*AFC Championship Game

**Overtime

***AFC Wild Card game (overtime)

SAN DIEGO CHARGERS

	OILERS	OPP.
1960h	38	28
1960	21	24
1960h	24	16**
1961	24	34
1961h	33	13
1961	10	3**
1962	42	17
1962h	33	27
1963	0	27
1963h	14	20
1964	21	27
1964h	17	20
1965	14	31
1965h	26	37
1966h	22	28
1967	3	13
1967h	24	17
1968	14	30
1969h	17	21
1970	31	31
1971h	49	33
1972	20	34
1974h	21	14
1975h	33	17
1976	27	30
1978h	24	45
1979	17	14*
1984	14	31
1985h	37	35
1986	0	27
1987h	33	18
1989	34	27
1990	17	7

**San Diego 17, Houston 15
(1 tie)**

(h: 10-6, a: 5-11-1)

*AFC Playoff

**AFL Championship Game

SAN FRANCISCO 49ers

	OILERS	OPP.
1970h	20	30
1975	27	13
1978h	20	19
1981	6	28
1984h	21	34
1987	20	27
1990h	21	24

**San Francisco 5, Houston 2
(h: 1-3, a: 1-2)**

SEATTLE SEAHAWKS

	OILERS	OPP.
1977	22	10
1979	14	34
1980h	7	26
1981h	35	17
1982h	23	21
1987h	23	20*
1988	24	27
1990	10	13**

**Houston 4, Seattle 4
(h: 3-1, a: 1-3)**

*AFC Wild Card Game (overtime)

**Overtime

TAMPA BAY BUCCANEERS

	OILERS	OPP.
1976h	20	0
1980h	20	14
1983	24	33
1989h	20	17

Houston 3, Tampa Bay 1
(h: 3-0, a: 0-1)

WASHINGTON REDSKINS

	OILERS	OPP.
1971	13	22
1975h	13	10
1979	29	27
1985	13	16
1988h	41	17
1991	13	16*

Houston 3, Washington 3
(h: 2-0, a: 1-3)

*Overtime

COMPOSITE RECORDS

(1960-1991)

AFC

Opponent	Reg. Season	Playoffs	Pre-season	Total
Buffalo	19-11-0	0-1-0	5-2-0	24-14-0
Cincinnati	21-24-1	0-1-0	—	21-25-1
Cleveland	17-26-0	1-0-0	—	18-26-0
Denver	19-10-1	1-2-0	3-4-0	23-16-1
Indianapolis	6-6-0	—	1-5-0	7-11-0
Kansas City	15-21-0	0-1-0	2-8-0	17-30-0
Los Angeles Raiders	13-19-0	0-3-0	3-3-0	16-25-0
Miami	11-10-0	1-0-0	1-1-0	13-11-0
New England	13-17-1	1-0-0	1-0-0	15-17-1
New York Jets	16-12-1	1-0-0	4-6-0	21-18-1
Pittsburgh	16-27-0	0-3-0	—	16-30-0
San Diego	12-17-1	3-0-0	1-5-0	16-22-1
Seattle	3-4-0	1-0-0	—	4-4-0
Totals	181-204-5	9-11-0	21-34-0	211-249-5

NFC

Opponent	Reg. Season	Playoffs	Pre-season	Total
Atlanta	2-5-0	—	0-2-0	2-7-0
Chicago	3-2-0	—	4-4-0	7-6-0
Dallas	3-4-0	—	10-16-0	12-20-0
Detroit	3-2-0	—	0-1-0	3-3-0
Green Bay	3-2-0	—	1-1-0	4-3-0
Los Angeles Rams	2-4-0	—	3-3-0	5-7-0
Minnesota	2-3-0	—	0-3-0	2-6-0
New Orleans	3-3-1	—	9-10-1	12-13-2
New York Giants	0-4-0	—	2-3-0	2-7-0
Philadelphia	0-5-0	—	3-1-0	3-6-0
Phoenix	2-3-0	—	2-1-0	4-4-0
San Francisco	2-5-0	—	1-0-0	3-5-0
Tampa Bay	3-1-0	—	1-5-0	4-6-0
Washington	3-3-0	—	3-0-0	6-3-0
Totals	31-46-1	—	39-50-1	70-96-2

ALL-TIME COACHES' RECORDS

(Regular Season Only)

YEAR	HEAD COACH	W-L-T
1960-61 (a)	Lou Rymkus	11-7-1
1961, 1966-70(b)	Wally Lemm	37-38-4
1962-63	Frank "Pop" Ivy	17-11-0
1964	Sammy Baugh	4-10-0
1965	Hugh "Bones" Taylor	4-10-0
1971	Ed Hughes	4-9-1
1972-73 (c)	Bill Peterson	1-18-0
1973-74 (d)	Sid Gillman	8-20-0
1975-80	O.A. "Bum" Phillips	55-35-0
1981-83 (e)	Ed Biles	8-23-0
1983(f)	Chuck Studley	2-8-0
1984-85 (g)	Hugh Campbell	8-22-0
1985-89 (h)	Jerry Glanville	33-32-0
1990-91	Jack Pardee	20-12-0

(a) First five games of 1961
 (b) Final nine games of 1961
 (c) First five games of 1973
 (d) Final nine games of 1973

(e) First six games of 1983
 (f) Final ten games of 1983
 (g) First 14 games of 1985
 (h) Final two games of 1985



PRO BOWL OILERS

(AFL All-Star Game 1961-69, AFC-NFC Pro Bowl 1970-92)

1961

None Selected

1962

CB Tony Banfield (1)
QB George Blanda (1)
RB Billy Cannon
DE Don Floyd (1)
WR Charlie Hennigan (1)
DT Ed Husmann (1)
T Al Jamison (1)
S Mark Johnston
WR Bob McLeod
LB Dennit Morris
C Bob Schmidt (1)
FB Charlie Tolar (1)

1963

CB Tony Banfield (2)
QB George Blanda (2)
WR Willard Dewveall
DE Don Floyd (2)
DB Fred Glick (1)
WR Charlie Hennigan (2)
DT Ed Husmann (2)
T Al Jamison (2)
T Rich Michael (1)
S Jim Norton (1)
C Bob Schmidt (2)
G Bob Talamini (1)
FB Charlie Tolar (2)

1964

CB Tony Banfield (3)
QB George Blanda (3)
DB Fred Glick (2)
WR Charlie Hennigan (3)
DT Ed Husmann (3)
T Rich Michael (2)
S Jim Norton (2)
C Bob Schmidt (3)
G Bob Talamini (2)

1965

RB Sid Blanks
DB Fred Glick (3)
WR Charlie Hennigan (4)
DB Pete Jaquess
G Bob Talamini (3)

1966

RB Ode Burrell
WR Charlie Hennigan (5)
G Bob Talamini (4)

1967

TE Charlie Frazier
CB W.K. Hicks
G Bob Talamini (5)

1968

RB Woodie Campbell*
CB Miller Farr (1)
FB Hoyle Granger (1)
DE Pat Holmes (1)
S Jim Norton (3)
T Walt Suggs (1)
G Bob Talamini (6)
LB George Webster* (1)

1969

G Sonny Bishop
LB Garland Boyette (1)
CB Miller Farr (2)
FB Hoyle Granger (2)
T Glen Ray Hines (1)
DE Pat Holmes (2)
S Ken Houston (1)
C Bobby Maples
TE Alvin Reed (1)
T Walt Suggs (2)
LB George Webster (2)

1970

WR Jim Bierne
DE Elvin Bethea (1)
LB Garland Boyette (2)
CB Miller Farr (3)
T Glen Ray Hines (2)
S Ken Houston (2)
WR Jerry LeVias
CB Zeke Moore (1)
TE Alvin Reed (2)
LB George Webster* (3)

1971

S Ken Houston (3)
CB Zeke Moore (2)

1972

DE Elvin Bethea (2)
S Ken Houston (4)

1973

DE Elvin Bethea (3)
S Ken Houston (5)

1974

DE Elvin Bethea (4)

1975

DE Elvin Bethea (5)

1976

DE Elvin Bethea (6)
WR Ken Burrough (1)
DT Curley Culp (1)
KR Billy Johnson (1)
QB Dan Pastorini

1977

LB Robert Brazile (1)
DT Curley Culp (2)

1978

LB Robert Brazile (2)
WR Ken Burrough (2)
DT Curley Culp (3)
KR Billy Johnson (2)

1979

DE Elvin Bethea (7)
LB Robert Brazile (3)
RB Earl Campbell (1)
DT Curley Culp (4)

1980

DE Elvin Bethea (8)
 LB Robert Brazile (4)
 RB Earl Campbell (2)
 PK Toni Fritsch
 T Leon Gray (1)
 S Mike Reinfeldt

1981

LB Robert Brazile (5)
 RB Earl Campbell (3)
 TE Dave Casper
 CB Greg Stemrick

1982

LB Robert Brazile (6)
 RB Earl Campbell (4)
 T Leon Gray (2)
 KR Carl Roaches

1983

LB Robert Brazile (7)

1984

RB Earl Campbell (5)

1985

G Mike Munchak (1)

1986

G Mike Murnchak (2)

1987

None Selected

1988

S Keith Bostic (1)
 G Mike Munchak (3)
 RB Mike Rozier (1)

1989

S Keith Bostic (2)
 DE Ray Childress (1)
 LB John Grimsley
 WR Drew Hill*(1)
 G Bruce Matthews (1)
 QB Warren Moon (1)
 G Mike Munchak (4)
 RB Mike Rozier (2)

1990

G Bruce Matthews (2)
 QB Warren Moon (2)
 G Mike Munchak (5)

1991

DT Ray Childress (2)
 WR Ernest Givins (1)
 WR Drew Hill (2)
 G Bruce Matthews (3)
 QB Warren Moon (3)
 G Mike Munchak (6)

1992

DT Ray Childress *(3)
 CB Cris Dishman (1)
 DE William Fuller (1)
 WR Haywood Jeffires (1)
 C Bruce Matthews (4)
 QB Warren Moon (4)
 G Mike Munchak (7)
 LB Al Smith (1)

*Selected but did not play



The Oilers' contingent in last February's Pro Bowl included LB Al Smith, QB Warren Moon, CB Cris Dishman, G Mike Munchak, C Bruce Matthews, DE William Fuller, and WR Haywood Jeffires—posing with AFC hostess Lisa Wong. (DT Ray Childress was unable to play due to an injury).

OILER HONORS

ALL-AFL

Tony Banfield (cornerback)—AP 1961-63; SN 1961-62
George Blanda (quarterback)—AP 1961; SN 1961
Billy Cannon (halfback)—AP 1961; SN 1961
Miller Farr (cornerback)—AP 1967-68; SN 1967-69; PFW 1967-69
Don Floyd (defensive end)—AP 1961-62; SN 1962
Willie Frazier (tight end)—AP 1965; SN 1965
Fred Glick (defensive back)—AP 1963; SN 1963-64
Hoyle Granger (running back)—PFW 1967
Bill Groman (wide receiver)—SN 1961
Charlie Hennigan (wide receiver)—AP 1961-62; 1964; SN 1961-62, 1964
Pat Holmes (defensive end)—AP 1967; PFW 1967
Ed Husmann (defensive tackle)—AP 1962
Al Jamison (tackle)—AP 1960-62; SN 1961
Mark Johnston (safety)—AP 1960
Alvin Reed (tight end)—SN 1968-69
Dave Smith (fullback)—AP 1960
Walter Suggs (tackle)—SN 1967-68; PFW 1967
Bob Talamini (tackle)—AP 1963, 1965, 1967; SN 1962-67
George Webster (linebacker)—AP 1967-69; SN 1967-69; PFW 1967-69

OTHER AFL HONORS

George Blanda (quarterback)—SN 1961 American Football League Player of Year
George Blanda (placekicker)—SN American Football League All-Time All-Star Team
George Webster (linebacker)—SN American Football League All-Time All-Star Team

ALL-PRO AFL/NFL

Miller Farr (cornerback)—PFW 1968
George Webster (linebacker)—PFW 1968

ALL-NFL FIRST TEAM

Elvin Bethea (defensive end)—SN 1972; PFWA 1975
Robert Brazile (linebacker)—SN 1976, 1978-80; PFW 1976, 1978-80; AP 1978-79; PFWA 1980
Earl Campbell (running back)—AP 1978-80; SN 1978-80; PFW 1978-80; PFWA 1978-80
Ray Childress (defensive lineman)—FN 1986, 1988, 1990; PFWA 1990; SN 1990; NEA 1991
Curly Culp (defensive tackle)—AP 1975; SN 1975; PFW 1975
Cris Dishman (cornerback)—AP 1991; PFW 1991; FD 1991
Toni Fritsch (placekicker)—AP 1979; SN 1979
Leon Gray (tackle)—AP 1979-80; SN 1979-80; PFW 1979-80; PFWA 1979-80
Drew Hill (wide receiver)—FN 1990
Ken Houston (safety)—SN 1971; PFW 1971
Haywood Jeffires (wide receiver)—AP 1991; PFWA 1991; FD 1991
Billy Johnson (kick returner)—PFW 1975, 1977; AP 1977
Bruce Matthews (guard/center)—AP 1988-90; FN 1988-89; SN 1988-90; PFW 1988-91; PFWA 1988, 1990; NEA 1991; FD 1991
Warren Moon (quarterback)—FN 1989-90; SN 1990
Mike Munchak (guard)—FN 1985, 1987, 1990; AP 1987, 1991; SN 1987; PFW 1987, 1989, 1991; PFWA 1987, 1989, 1991; FD 1991

Mike Reinfeldt (safety)—AP 1979; SN 1979; PFW 1979; PFWA 1979

Eugene Seale (special teams)—PFW 1988

Al Smith (linebacker)—PFW 1991; PFWA 1991

ALL-NFL SECOND TEAM

Elvin Bethea (defensive end)—AP 1975, 1978-79

Keith Bostic (safety)—AP 1987

Robert Brazile (linebacker)—AP 1976-77, 1980-81

Ken Burrough (wide receiver)—AP 1977

Ray Childress (defensive lineman)—AP 1988-90

Curly Culp (defensive tackle)—AP 1978-79

Ernest Givins (wide receiver)—AP 1990

Billy Johnson (kick returner)—PFWA 1975

Bruce Matthews (guard)—PFWA 1989; AP 1991

Warren Moon (quarterback)—AP 1990

Mike Munchak (guard)—AP 1985, 1988-90; NEA 1991

Haywood Jeffires (wide receiver)—NEA 1991

ALL-AFC

Elvin Bethea (defensive end)—PFW 1971, 1974, 1978

Keith Bostic (safety)—PFW 1987; UPI 1987

Robert Brazile (linebacker)—PFW 1976, 1978-80; UPI 1980, 1981 (second team)

Earl Campbell (running back)—PFW 1978-80; UPI 1978-80, 1981 (second team)

Ray Childress (defensive lineman)—PFW 1988, 1991; UPI 1988-89, 1990 (second team) 1991; FN 1990

Curly Culp (defensive end)—AP 1975; PFW 1975-77

Cris Dishman (cornerback)—UPI 1991; PFW 1991; FN 1991

Toni Fritsch (placekicker)—PFW 1979

William Fuller (defensive end)—UPI 1991; PFW 1991; FN 1991

Ernest Givins (wide receiver)—UPI 1990

Leon Gray (tackle)—PFW 1979-80; UPI 1979-80

John Grimsley (linebacker)—UPI 1989 (second team)

Drew Hill (wide receiver)—UPI 1988, 1990 (second team); PFW 1990; FN 1990

Ken Houston (safety)—PFW 1970-71

Haywood Jeffires (wide receiver)—UPI 1991; PFW 1991; FN 1991

Billy Johnson (kick returner)—PFW 1975, 1977

Bruce Matthews (guard/center)—PFW 1988-91; UPI 1989-90

Greg Montgomery (punter)—PFW 1989; UPI 1989

Warren Moon (quarterback)—UPI 1988 (second team), 1989-90; PFW 1990; FN 1990

Mike Munchak (guard)—UPI 1984, 1985 (second team), 1987, 1988 (second team), 1989, 1990 (second team), 1991; PFW 1984, 1987-89, 1991; FN 1985, 1990, 1991

Alvin Reed (tight end)—PFW 1970

Mike Reinfeldt (safety)—PFW 1979; UPI 1979

Carl Roaches (kick returner)—PFW 1981

Mike Rozier (running back)—UPI 1987 (second team)

Eugene Seale (special teams)—PFW 1988

Al Smith (linebacker)—UPI 1991; PFW 1991; FN 1991

Tim Smith (wide receiver)—PFW 1983

Tony Zendejas (placekicker)—UPI 1989 (second team)

ALL-ROOKIE

Jesse Baker (defensive end)—PFW 1979; PFWA 1979; UPI 1979

Gregg Bingham (linebacker)—PFW 1973

Steve Brown (kick returner)—PFW 1983

Earl Campbell (running back)—PFW 1978; PFWA 1978; UPI 1978

Rob Carpenter (running back)—PFW 1977

Ray Childress (defensive end)—PFWA 1985
Bill Currier (safety)—PFW 1977
John Flannery (guard)—PFWA 1991; FN 1991; FD 1991
Ernest Givins (wide receiver)—PFW 1986; PFWA 1986; UPI
1986
Bruce Matthews (guard)—PFW 1983; PFWA 1983
John Matuszak (defensive tackle)—PFW 1973
Bubba McDowell (safety)—PFW 1989
Warren Moon (quarterback)—PFW 1984
Guy Murdock (center)—PFW 1972
Vernon Perry (safety)—PFW 1979
George Reihner (guard)—PFW 1977
Carl Roaches (kick returner)—PFW 1980; UPI 1980
Harvey Salem (tackle)—PFW 1983; PFWA 1983
Brian Sochia (nose tackle)—PFW 1983
Dean Steinkuhler (tackle)—PFWA 1984

ROOKIE OF THE YEAR

Jesse Baker (defensive end)—PFW 1979 (AFC Def.), PFW
1979 (NFL Def.)
Robert Brazile (linebacker)—SN 1975 (AFC Def.)
Earl Campbell (running back)—AP 1978 (NFL), SN 1978
(AFC), PFW 1978 (NFL Off.)
George Webster (linebacker)—SN 1967 (AFL)

AFC PLAYER OF THE YEAR

Earl Campbell (running back)—FN 1978; SN 1978-80
Warren Moon (quarterback)—FN 1989

NFL OFFENSIVE PLAYER OF THE YEAR

Earl Campbell (running back)—PFWA 1978; AP 1978-80; PFW
1979
Warren Moon (quarterback)—AP 1990; UPI 1990

NFL MOST VALUABLE PLAYER

Earl Campbell (running back)—NEA 1978; AP 1979; PFWA
1978-80
Warren Moon (quarterback)—NEA 1990

COACH OF THE YEAR

Sid Gillman—PFW 1974
Wally Lemm—SN 1961 (AFL)

Legend:

AP—Associated Press

UPI—United Press International

SN—The Sporting News

PFW—Pro Football Weekly

FN—Football News

PFWA—Pro Football Writers Association

NEA—Newspaper Enterprise Association (Jim Thorpe MVP
Award only)

FD—Football Digest (since 1991 only)

1991 OILER HONORS

RAY CHLDRESS

AFC Pro Bowl
NEA First Team All-Pro
College & Pro Football Newsweekly First Team All-Pro
UPI First Team All-AFC
Pro Football Weekly First Team All-AFC

CRIS DISHMAN

AFC Pro Bowl (Starter)
AP First Team All-Pro
Pro Football Weekly First Team All-NFL
College and Pro Football Newsweekly Second Team All-Pro
Football Digest First Team All-Pro
UPI First Team All-AFC
Pro Football Weekly First Team All-AFC
Football News First Team All-AFC

JOHN FLANNERY

PFWA First Team All-Rookie
Football News First Team All-Rookie
College and Pro Football Newsweekly First Team All-Rookie
Football Digest First Team All-Rookie

WILLIAM FULLER

AFC Pro Bowl (Starter)
UPI First Team All-AFC
Pro Football Weekly First Team All-AFC
Football News First Team All-AFC

HAYWOOD JEFFIRES

AFC Pro Bowl (Starter)
AP First Team All-Pro
PFWA First Team All-Pro
Football Digest First Team All-Pro
NEA Second Team All-Pro
College and Pro Football Newsweekly Second Team All-Pro
UPI First Team All-AFC
Pro Football Weekly First Team All-AFC
Football News First Team All-AFC

BRUCE MATTHEWS

AFC Pro Bowl (Starter)
NEA First Team All-Pro
Pro Football Weekly First Team All-NFL
Football Digest First Team All-Pro
AP Second Team All-Pro
College and Pro Football Newsweekly Second Team All-Pro
Pro Football Weekly First Team All-AFC

WARREN MOON

AFC Pro Bowl

MIKE MUNCHAK

AFC Pro Bowl (Starter)
AP First Team All-Pro
PFWA First Team All-Pro
Pro Football Weekly First Team All-NFL
College and Pro Football Newsweekly First Team All-Pro
Football Digest First Team All-Pro
NEA Second Team All-Pro
UPI First Team All-AFC
Pro Football Weekly First Team All-AFC
Football News First Team All-AFC

AL SMITH

AFC Pro Bowl (Starter)
PFWA First Team All-Pro
Pro Football Weekly First Team All-Pro
College and Pro Football Newsweekly Second Team All-Pro
UPI First Team All-AFC
Pro Football Weekly First Team All-AFC
Football News First Team All-AFC

OILERS IN OVERTIME

October 30, 1977 - at Cincinnati 13, Houston 10: Bengals win the loss. QB Ken Anderson's 17-yard completion to WR Billy Brooks is the long play prior to PK Chris Bahr's winning 22-yard field goal at 5:51 of OT.

September 23, 1979 - Houston 30, at Cincinnati 27: Oilers win the toss. On opening series, Bengals force Cliff Parsley punt. Cincinnati drives to Oilers' 14-yard line, but PK Chris Bahr misses a 32-yard field goal attempt. Houston again has to punt on its ensuing series. The Oiler defense then forces a punt by Bengals' Pat McInally. Houston takes over on the Cincinnati 42. FB Earl Campbell's 15-yard run is the long play prior to PK Toni Fritsch's winning 29-yard field goal at 14:28 of OT.

October 28, 1979 - at Houston 27, N.Y. Jets 24: Oilers win the toss. QB Dan Pastorini's 22-yard completion to FB Rob Carpenter is the long play as Oilers drive 58 yards. PK Toni Fritsch kicks the winning 35-yard field goal at 5:10 of OT.

November 23, 1980 - at N.Y. Jets 31, Houston 28: Jets win the toss. A personal foul on Houston's Guido Merkens on the kickoff gives New York possession at the Jets' 40-yard line. QB Richard Todd's 17-yard screen pass to RB Bobby Harper is the long play prior to PK Pat Leahy's winning 38-yard field goal at 3:58 of OT.

September 4, 1983 - Green Bay 41, at Houston 38: Packers win the toss. RB Eddie Lee Ivey's 12-yard run is the long play as Packers drive 59 yards. PK Jan Stenerud kicks the winning 42-yard field goal at 5:55 of OT.

October 23, 1983 - Kansas City 13, at Houston 10: Chiefs win the toss. QB Bill Kenney's 20-yard completion to WR Stephone Paige is the long play as Chiefs drive 60 yards. PK Nick Lowery kicks the winning 41-yard field goal at 7:41 of OT.

October 30, 1983 - at Cleveland 25, Houston 19: Oilers win the toss. Browns' defense forces a John James punt. Houston defense does the same to Cleveland as Jeff Gossett punts on ensuing series. Oiler QB Gifford Nielsen's pass is intercepted by Cleveland S Mike Whitwell and returned 15 yards to the Houston 20-yard line. On the next play, RB Boyce Green scores a touchdown on a 20-yard run at 6:34 of OT.

December 2, 1984 - at Houston 23, Pittsburgh 20: Oilers win the toss. QB Warren Moon's 19-yard completion to WR Steve Bryant is the long play as Oilers drive 63 yards. PK Joe Cooper kicks the winning 30-yard field goal at 5:53 of OT.

September 28, 1986 - Pittsburgh 22, at Houston 16: Oilers win the toss. Steelers' defense forces a Lee Johnson punt that is returned 41 yards to the Oilers' 15-yard line by Pittsburgh's Rick Woods. Two plays later, RB Walter Abercrombie runs three yards for winning touchdown at 2:35 of OT.

November 30, 1986 - at Cleveland 13, Houston 10: Oilers win the toss but elect to kickoff (18-25 MPH winds). Oilers' defense forces a Jeff Gossett punt. QB Oliver Luck, replacing an injured Warren Moon, leads the Oilers to the Cleveland 31-yard line, but then is intercepted by CB Frank Minnifield at the Browns' 21. Again Houston's defense puts the Browns in a punting situation. Once again, Minnifield picks off a Luck pass, returning it to the Oilers' 37. FB Kevin Mack's seven-yard run and QB Bernie Kosar's seven-yard pass to WR Brian Brennan are the long plays prior to PK Mark Moseley's winning 29-yard field goal at 14:44 of OT.

***January 3, 1988 - at Houston 23, Seattle 20:** Seahawks win the toss. Oilers' defense forces a Ruben Rodríguez punt. QB Warren Moon's 15-yard pass to WR Drew Hill is the long play as the Oilers drive 61 yards. PK Tony Zendejas kicks the winning 42-yard field goal at 8:05 of OT.

September 4, 1988 - Houston 17, at Indianapolis 14: Colts win the toss. On the opening series, QB Gary Hogeboom completes a screen pass to RB Eric Dickerson, but Oiler LB John Grimsley forces a fumble which is recovered by LB Robert Lyles on the Colts' 42-yard line. QB Cody Carlson, subbing for the injured Warren Moon, completes a 21-yard pass to WR Ernest Givins for the long play prior to PK Tony Zendejas' winning 35-yard field goal at 3:51 of OT.

September 24, 1989 - Buffalo 47, at Houston 41: Oilers win the toss. Houston takes over on its own 19-yard line and advances to the Buffalo 25 thanks to QB Warren Moon's 32-yard completion to FB Alonzo Highsmith, plus a 17-yard run by Moon and an 11-yarder by Highsmith. Tony Zendejas attempts a 37-yard field goal, but it is wide left. The Bills assume possession on their own 20 and move 80 yards in seven plays. A 21-yard QB Jim Kelly to TE Pete Metzelaars pass precedes the game-winning 28-yard TD catch by WR Andre Reed at 8:42 of OT.

***December 31, 1989 - Pittsburgh 26, at Houston 23:** Steelers win the toss. Oilers' defense forces a Harry Newsome punt as Houston takes over on its own 45-yard line. Oiler RB Lorenzo White fumbles on the first play as CB Rod Woodson recovers for the Steelers on the Houston 46. RB Merrill Hoge's 11-yard run helps Pittsburgh advance to the Oiler 33 before Gary Anderson kicks a 50-yard field goal (his 4th of the game) to win the game at 3:26 of OT.

December 2, 1990 - at Seattle 13, Houston 10: Seahawks win the toss. Oilers' defense forces a Rick Donnelly punt as Houston takes over on its own 23-yard line. Oiler WR Bernard Ford fumbles on the first play as LB David Wyman recovers for the Seahawks on the Houston 27. Seattle FB John L. Williams rushes twice for a total of three yards before Norm Johnson kicks a 42-yard field goal to win the game at 4:25 of OT.

November 3, 1991 - at Washington 16, Houston 13: Redskins win the toss. Oilers' defense forces a Kelly Goodburn punt as Houston takes over on its own 31-yard line. Oiler QB Warren Moon is intercepted on the second play by CB Darrell Green with Washington taking over on Houston's 33. RB Earnest Byner carries three times for a total of nine yards before Chip Lohmiller kicks a 41-yard field goal to win the game at 4:01 of OT.

November 10, 1991 - at Houston 26, Dallas 23: Oilers win the toss. Cowboys' defense forces a Greg Montgomery punt as Dallas takes over on its own 24-yard line. The Cowboys move to the Oiler 24-yard line where they have a first down following a Houston holding penalty. Dallas RB Emmitt Smith gains seven yards but fumbles after a hit by LB Lamar Lathon with Oiler S Bo Orlando recovering at the Houston 15. The Oilers then embark on an 11-play, 80-yard drive in which QB Warren Moon completes all seven of his passes for 70 yards. On second down, PK Al Del Greco kicks a 23-yard field goal at 14:31 of OT.

*** Wild Card Playoff Game**

TOTALS—Won/Loss Record: 6-11 (4-5 home, 2-6 road)
Coin Toss Record: 8-9 (5-4 home, 3-5 road)



THE LAST TIME . . .

(Regular Season)

SCORED 50 POINTS

By Oilers—Houston 58, Cleveland 14, 12/9/90

By Opponents—Cincinnati 61, Houston 7, 12/17/88

SCORED 40 POINTS

By Oilers—Houston 42, Denver 14, 10/6/91

By Opponents—Cincinnati 40, Houston 20, 12/23/90

WON OVERTIME GAME

By Oilers—Houston 26, Dallas 23, 11/10/91

By Opponents—Washington 16, Houston 13, 11/3/91

KICKOFF RETURNED FOR TOUCHDOWN

By Oilers—Lorenzo White vs. Pittsburgh (90 yards), 12/4/88

By Opponents—Eric Metcalf, Cleveland (101 yards), 12/9/90

PUNT RETURNED FOR TOUCHDOWN

By Oilers—Billy Johnson vs. Cleveland (72 yards), 12/11/77

By Opponents—Rod Woodson, Pittsburgh (52 yards), 9/16/90

INTERCEPTION RETURNED FOR TOUCHDOWN

By Oilers—Darryll Lewis vs. Miami (33 yards), 11/20/91

By Opponents—David Johnson, Pittsburgh (26 yards), 9/16/90

FUMBLE RETURNED FOR TOUCHDOWN

By Oilers—Al Smith vs. Pittsburgh (70 yards), 12/8/91

By Opponents—Jessie Tuggle, Atlanta (65 yards), 9/9/90

PUNT BLOCKED

By Oilers—Bo Orlando vs. Denver (Mike Horan), 10/6/91

By Opponents—Darrick Brownlow, Dallas (Greg Montgomery), 11/10/91

SAFETY SCORED

By Oilers—Ray Childress vs. Pittsburgh (tackled QB Bubby
Brister in end zone), 9/16/90

By Opponents—Team Safety, Cincinnati (Warren Moon fum. out of
end zone), 10/23/88

SHUTOUT

By Oilers—Houston 27, Pittsburgh 0, 10/22/89

By Opponents—Kansas City 34, Houston 0, 11/26/88

200 YARDS RUSHING

By Oilers—Earl Campbell vs. Minnesota (203 yards), 12/21/80

By Opponents—James Brooks, Cincinnati (201 yards), 12/23/90

150 YARDS RUSHING

By Oilers—Mike Rozier vs. Buffalo (150 yards), 9/20/87

By Opponents—James Brooks, Cincinnati (201 yards), 12/23/90

400 YARDS PASSING

By Oilers—Warren Moon vs. Dallas (432 yards), 11/10/91

By Opponents—Tom Flores, Oakland (407 yards), 12/22/63

300 YARDS PASSING

By Oilers—Warren Moon vs. Pittsburgh (324 yards), 11/24/91

By Opponents—John Elway, Denver (301 yards), 10/6/91

200 YARDS RECEIVING

By Oilers—Haywood Jeffires vs. Kansas City (245 yards), 12/16/90

By Opponents—Don Maynard, N.Y. Jets (212 yards), 10/20/69

150 YARDS RECEIVING

By Oilers—Haywood Jeffires vs. N.Y. Jets (186 yards), 10/13/91

By Opponents—Webster Slaughter, Cleveland (184 yards), 10/29/89

FIVE TOUCHDOWN PASSES

By Oilers—Warren Moon vs. Cleveland, 11/18/90

By Opponents—Jim Kelly, Buffalo, 9/24/89

FOUR TOUCHDOWN PASSES

By Oilers—Warren Moon (5) vs. Cleveland, 11/18/90

By Opponents—Boomer Esiason, Cincinnati, 12/17/89

THREE TOUCHDOWN RECEPTIONS

By Oilers—Drew Hill vs. Washington, 10/30/88

By Opponents—Wesley Walker, N.Y. Jets, 9/18/88

TWO TOUCHDOWN RECEPTIONS

By Oilers—Drew Hill vs. Cleveland, 11/17/91

By Opponents—John Taylor, San Francisco, 10/7/90

THREE TOUCHDOWNS RUSHING

By Oilers—Lorenzo White (4) vs. Cleveland, 12/9/90

By Opponents—James Brooks, Cincinnati, 10/23/88

TWO TOUCHDOWNS RUSHING

By Oilers—Allen Pinkett vs. Pittsburgh, 12/8/91

By Opponents—Merril Hoge, Pittsburgh, 12/30/90

FOUR FIELD GOALS

By Oilers—Al Del Greco vs. Dallas, 11/10/91

By Opponents—Gary Anderson, Pittsburgh, 11/24/91

THREE FIELD GOALS

By Oilers—Al Del Greco (4) vs. Dallas, 11/10/91

By Opponents—Gary Anderson (4), Pittsburgh, 11/24/91

TWO INTERCEPTIONS

By Oilers—Bubba McDowell vs. Miami, 10/20/91

By Opponents—Shawn Vincent and Thomas Everett, Pittsburgh, 11/24/91

OILER CAREER TOP TENS

RUSHING

PLAYER	YEARS	NO.	YDS.	AVG.	LG	TD
1. Earl Campbell	1978-84	1979	8574	4.3	81	73
2. Hoyle Granger	1966-70, 1972	773	3514	4.5	69	18
3. Mike Rozier	1985-90	910	3426	3.8	41	27
4. Charles Tolar	1960-66	908	3288	3.6	40	20
5. Ronnie Coleman	1974-81	695	2738	3.9	46	16
6. Allen Pinkett	1986-91	561	2324	4.1	60	21
7. Fred Willis	1972-77	645	2241	3.5	44	11
8. Billy Cannon	1960-63	512	2111	4.1	64	14
9. Larry Moriarty	1983-86	415	1624	3.9	80	13
10. Lorenzo White	1988-91	413	1631	3.9	33	17

PASSING

PLAYER	YEARS	ATT.	COMP.	YDS.	PCT.	AVG.	TD	INT
1. Warren Moon	1984-91	3680	2105	27,679	57.2	7.5	157	133
2. George Blanda	1960-66	2784	1347	19,149	48.4	6.9	165	189
3. Dan Pastorini	1971-79	2767	1426	16,846	51.5	6.1	96	139
4. Ken Stabler	1980-81	739	458	5190	62.0	7.0	27	46
5. Pete Beathard	1967-69	824	379	5128	46.0	6.2	26	51
6. Don Trull	1964-69	555	249	3538	44.9	6.4	29	21
7. Jacky Lee	1960-63, 1966-67	409	210	3291	51.3	8.0	25	30
8. Gifford Nielsen	1978-83	498	273	3252	54.8	6.5	20	22
9. Oliver Luck	1982-86	413	233	2544	56.4	6.2	13	21
10. Charley Johnson	1970-71	375	190	2244	50.7	6.0	10	19

RECEIVING

PLAYER	YEARS	NO.	YDS.	AVG.	LG	TD
1. Drew Hill	1985-91	480	7477	15.6	81	47
2. Charlie Hennigan	1960-66	410	6823	16.6	80	51
3. Ken Burrough	1971-81	408	6907	16.9	85	47
4. Ernest Givins	1986-91	371	5740	15.5	83	31
5. Haywood Jeffires	1987-91	230	2986	13.0	87	18
6. Tim Smith	1980-86	206	3107	15.1	75	12
7. Alvin Reed	1967-72	199	2818	14.2	60	11
Curtis Duncan	1987-91	199	2525	12.7	55	16
9. Fred Willis	1972-77	179	1157	6.5	50	5
10. Charles Frazier	1962-68	177	3027	17.1	80	22

SCORING

PLAYER	YEARS	TD	TDR	TDP	TDRT	FG	PAT	TP
1. George Blanda	1960-66	4	4	0	0	91	299	596
2. Tony Zendejas	1985-90	0	0	0	0	117	197	548
3. Earl Campbell	1978-84	73	73	0	0	0	0	438
4. Toni Fritsch	1977-81	0	0	0	0	81	149	392
5. Skip Butler	1972-77	0	0	0	0	70	120	330
6. Charlie Hennigan	1960-66	51	0	51	0	0	0	306
7. Ken Burrough	1971-81	48	1	47	0	0	0	288
8. Drew Hill	1985-91	47	0	47	0	0	0	282
9. Billy Cannon	1960-63	35	14	20	1	0	0	210
10. Bill Groman	1960-62, 1966	33	1	32	0	0	0	198

KICKOFF RETURNS

PLAYER	YEARS	NO.	YDS.	AVG.	LG	TD
1. Bobby Jancik	1962-67	158	4185	26.5	61	0
2. Carl Roaches	1980-84	150	3276	21.8	97	2
3. Billy Johnson	1974-80	121	2902	24.0	81	2
4. Zeke Moore	1967-77	64	1618	25.3	92	1
5. Allen Pinkett	1986-91	80	1577	19.7	48	0
6. Jerry LeVias	1969-70	64	1538	24.0	87	0
7. Willie Drewrey	1985-88	60	1288	21.5	50	0
8. Billy Cannon	1960-63	46	1186	25.8	88	1
9. Willie Tullis	1981-84	38	885	23.3	95	1
10. Steve Brown	1983-90	36	857	23.8	93	1

PUNT RETURNS

PLAYER	YEARS	NO.	YDS.	AVG.	LG	TD
1. Billy Johnson	1974-80	155	2040	13.2	83	5
2. Carl Roaches	1980-84	151	1095	7.3	68	0
3. Bobby Jancik	1962-67	67	695	10.4	82	1
4. Jerry LeVias	1969-70	60	505	8.4	38	0
5. Willie Drewrey	1985-88	63	496	7.9	25	0
6. Kenny Johnson	1986-89	73	488	6.7	26	0
7. Larry Carwell	1967-68	36	381	10.6	54	0
8. Freddy Glick	1961-66	44	326	7.4	13	0
9. Ken Houston	1967-72	46	272	5.9	33	0
10. Ronnie Coleman	1974-81	25	228	9.1	69	1

INTERCEPTIONS

PLAYER	YEARS	NO.	YDS.	AVG.	LG	TD
1. Jim Norton	1960-68	45	592	13.2	56	1
2. Freddy Glick	1961-66	30	379	12.6	41	1
3. Tony Banfield	1960-65	27	224	8.3	58	0
W.K. Hicks	1964-69	27	457	16.9	62	0
5. Mike Reinfeldt	1976-83	26	375	14.4	39	0
6. Ken Houston	1967-72	25	650	26.0	78	9
7. Zeke Moore	1967-77	24	444	18.5	74	2
8. Willie Alexander	1971-79	21	352	16.8	95	1
Gregg Bingham	1973-84	21	279	13.3	54	0
10. Miller Farr	1967-69	19	416	21.9	67	5



OILER SEASON TOP TENS

RUSHING

PLAYER	YEARS	ATT.	YDS.	AVG.	LG	TD
1. Earl Campbell	1980	373	1934	5.2	55t	13
2. Earl Campbell	1979	368	1697	4.6	61t	19
3. Earl Campbell	1978	302	1450	4.8	81t	13
4. Earl Campbell	1981	361	1376	3.9	43	10
5. Earl Campbell	1983	322	1301	4.0	42	12
6. Hoyle Granger	1967	236	1194	5.1	67t	6
7. Charles Tolar	1962	244	1012	4.1	25	7
8. Mike Rozier	1988	251	1002	4.0	28	10
9. Mike Rozier	1987	229	957	4.2	41	3
10. Billy Cannon	1961	200	948	4.7	61t	6

PASSING

PLAYER	YEARS	YDS.	ATT.	COMP.	TD	INT.
1. Warren Moon	1991	4690	655	404	23	21
2. Warren Moon	1990	4689	584	362	33	13
3. Warren Moon	1989	3631	464	280	23	14
4. Warren Moon	1986	3489	488	256	13	26
5. Warren Moon	1984	3338	450	259	12	14
6. George Blanda	1961	3330	362	187	36	22
7. George Blanda	1964	3282	505	262	17	27
8. Ken Stabler	1980	3202	454	293	13	28
9. George Blanda	1963	3003	423	224	24	25
10. George Blanda	1962	2810	418	197	27	42

RECEPTIONS

PLAYER	YEARS	NO.
1. Charles Hennigan	1964	101
2. Haywood Jeffires	1991	100
3. Drew Hill	1991	90
4. Tim Smith	1983	83
5. Charles Hennigan	1961	82
6. Butch Woolfolk	1985	80
7. Haywood Jeffires	1990	74
Drew Hill	1990	74
9. Bill Groman	1960	72
Drew Hill	1988	72
Ernest Givins	1990	72

RECEIVING YARDS

PLAYER	YEARS	YDS.
1. Charles Hennigan	1961	1746
2. Charles Hennigan	1964	1561
3. Bill Groman	1960	1473
4. Haywood Jeffires	1991	1181
5. Tim Smith	1983	1176
6. Tim Smith	1984	1141
Drew Hill	1988	1141
8. Charles Frazier	1966	1129
9. Drew Hill	1986	1112
10. Drew Hill	1991	1109

SCORING

PLAYER	YEARS	TD	PAT	FG	TP
1. George Blanda	1960	4	46	15	115
Tony Zendejas	1989	0	40	25	115
3. Earl Campbell	1979	19	0	0	114
Tony Zendejas	1988	0	48	22	114
5. George Blanda	1961	0	64	16	112
6. Tony Zendejas	1986	0	28	22	94
7. Tony Zendejas	1985	0	29	21	92
Tony Zendejas	1987	0	32	20	92
9. George Blanda	1966	0	39	16	87
10. Roy Gerela	1969	0	29	19	86

KICKOFF RETURNS (AVG.)

PLAYER	YEARS	NO.	YDS.	AVG.	LG	TD
1. Ken Hall	1960	19	594	31.3	104t	1
2. Bobby Jancik	1962	24	726	30.3	61	0
3. Bobby Jancik	1963	45	1315	29.3	53	0
4. Zeke Moore	1967	14	405	28.9	92	1
5. Carl Roaches	1981	28	769	27.5	96t	1
6. Billy Johnson	1974	29	785	27.1	67	0
7. Bob Gresham	1973	27	723	26.8	103t	1
8. Ode Burrell	1964	17	449	26.4	93t	1
9. Linzy Cole	1971	32	834	26.1	45	0
10. Bobby Jancik	1966	34	875	25.7	53	0

PUNT RETURNS (AVG.)

PLAYER	YEARS	NO.	YDS.	AVG.	LG	TD
1. Billy Cannon	1960	4	96	24.0	51	0
2. Larry Carwell	1967	9	154	17.1	54	0
3. Bobby Jancik	1964	14	220	15.7	82t	1
4. Billy Johnson	1977	35	539	15.4	87t	2
5. Billy Johnson	1975	40	612	15.3	83t	3
6. Bobby Jancik	1962	14	164	11.7	21	0
7. Bobby Jancik	1963	13	145	11.2	56	0
8. Billy Johnson	1974	30	309	10.3	49	0
9. Billy Johnson	1976	39	397	10.2	46	0
10. Ode Burrell	1966	8	76	9.5	29	0

INTERCEPTIONS

PLAYER	YEARS	NO.	YDS.	AVG.	TD
1. Mike Reinfeldt	1979	12	205	17.1	0
Fred Glick	1963	12	180	15.0	0
3. Miller Farr	1967	10	264	26.4	3
4. Ken Houston	1971	9	220	24.4	4
W.K. Hicks	1965	9	156	17.3	0
Jim Norton	1961	9	150	16.7	0
7. Pete Jacquess	1964	8	141	17.6	1
Richard Johnson	1990	8	100	12.5	1
Jim Norton	1961	8	75	9.4	0
10. Jack Tatum	1980	7	100	14.3	0

QB SACKS

YEAR	PLAYER	NO.
1. 1979	Jesse Baker	15.5
2. 1991	William Fuller	15.0
3. 1976	Elvin Bethea	14.5
4. 1990	Searl Jones	12.5
5. 1975	Curly Culp	11.5
6. 1974	Ted Washington	11.0
1984	Jesse Baker	11.0
8. 1981	Jesse Baker	10.0
1991	Searl Jones	10.0
10. 1982	Jesse Baker	9.5

PUNTING (AVG.)

PLAYER	YEARS	NO.	YDS.	AVG.	LG	BLK
1. Greg Montgomery	1990	34	1530	45.0	60	0
2. Jim Norton	1965	84	3711	44.2	65	0
3. Greg Montgomery	1991	48	2105	43.9	60	2
4. Greg Montgomery	1989	56	2422	43.3	63	2
5. Jim Norton	1963	65	2792	43.0	68	0
6. Jim Norton	1967	71	3025	42.6	58	1
7. Spike Jones	1970	84	3559	42.4	73	1
8. Jim Norton	1966	69	2908	42.2	65	0
9. Jim Norton	1964	54	2273	42.1	79	0
10. Lee Johnson	1985	83	3464	41.7	65	0

LENGTH OF SERVICE

TOTAL YEARS

NAME AND YEARS PLAYED

- | | |
|----|--|
| 16 | Elvin Bethea 1968-83 |
| 12 | Gregg Bingham 1973-84 |
| 11 | Ken Burrough 1971-81; Zeke Moore 1967-77 |
| 10 | Robert Brazile 1975-84; Mike Munchak 1982-91; Walt Suggs 1962-71; Ted Thompson 1975-84; Ted Washington 1973-82 |
| 9 | Jesse Baker 1979-87; Elbert Drungo 1969-77; Ed Fisher 1974-82; Don Floyd 1960-68; Bruce Matthews 1983-1991; Jim Norton 1960-1968; Dan Pastorini 1971-79 |
| 8 | Willie Alexander 1971-79; Jim Bieme 1968-1973, 1975-76; Steve Brown 1983-90; David Carter 1977-84; Ronnie Coleman 1974-81; Johnny Meads 1984-91; Warren Moon 1984-91; Mike Reinfeldt 1976-83; John Schuhmacher 1978-85; Dean Steinkuhler 1984-91; Greg Sternrick 1975-82; Bob Talamini 1960-67 |
| 7 | George Blanda 1960-66; Garland Boyette 1966-72; Earl Campbell 1978-84; Ray Childress 1985-91; Doug Cline 1960-66; Curley Culp 1974-80; Gary Cutsinger 1962-68; Joe Dawkins 1970-76; Charles Frazier 1962-68; Willie Frazier 1964-65, 1971-75; John Grimsley 1984-90; Charles Hennigan 1960-66; Drew Hill 1985-91; Pat Holmes 1966-72; Al Johnson 1972-78; Billy Johnson 1974-80; Richard Johnson 1985-91; Ken Kennard 1977-83; Robert Lyles 1984-90; Carl Mauck 1975-81; Rich Michael 1960-66; Greg Sampson 1972-78; Doug Smith 1985-91; Tim Smith 1980-86; Mike Stensrud 1979-85; Charles Tolar 1960-66; Morris Towns 1977-83 |



YEAR-BY-YEAR LEADERS

RUSHING

Year	Player	Att.	Yds.	Avg.	LG	TD
1960	Billy Cannon	152	644	4.2	39	1
1961	Billy Cannon	200	948	4.7	61t	6
1962	Charles Tolar	244	1012	4.1	25	7
1963	Charles Tolar	194	659	3.4	33	3
1964	Sid Blanks	145	756	5.2	91t	6
1965	Ode Burrell	130	528	4.1	63	3
1966	Ode Burrell	122	406	3.3	45	0
1967	Hoyle Granger	236	1194	5.1	67t	6
1968	Hoyle Granger	202	848	4.2	47	7
1969	Hoyle Granger	186	740	4.0	23	3
1970	Joe Dawkins	124	517	4.2	49t	2
1971	Robert Holmes	112	323	2.9	31	4
1972	Fred Willis	134	461	3.4	43	0
1973	Fred Willis	171	579	3.4	25	4
1974	Willie Rodgers	122	413	3.4	20	5
1975	Ronnie Coleman	175	790	4.5	46t	5
1976	Ronnie Coleman	171	684	4.0	39	2
1977	Ronnie Coleman	185	660	3.6	22	5
1978	Earl Campbell	302	1450	4.8	81t	13
1979	Earl Campbell	368	1697	4.6	61t	19
1980	Earl Campbell	373	1934	5.2	55t	13
1981	Earl Campbell	361	1376	3.9	43	10
1982	Earl Campbell	157	538	3.4	22	2
1983	Earl Campbell	322	1301	4.0	42	12
1984	Larry Moriarty	189	785	4.2	51	6
1985	Mike Rozier	133	462	3.5	30	8
1986	Mike Rozier	199	662	3.3	19t	4
1987	Mike Rozier	229	957	4.2	41	3
1988	Mike Rozier	251	1002	4.0	28	10
1989	Alonzo Highsmith	128	531	4.1	25	4
1990	Lorenzo White	168	702	4.2	22	8
1991	Allen Pinkett	171	720	4.2	32	9

PASSING

Year	Player	Att.	Comp.	Yds.	Pct.	Int.	TD	Avg.
								Att.
1960	George Blanda	363	169	2413	.466	22	25	6.7
1961	George Blanda	362	187	3330	.517	22	36	9.2
1962	George Blanda	418	197	2810	.471	42	27	6.7
1963	George Blanda	423	224	3003	.529	25	24	7.0
1964	George Blanda	505	262	3282	.519	27	17	6.4
1965	George Blanda	442	186	2542	.421	30	20	5.8
1966	George Blanda	271	122	1764	.450	21	17	6.4
1967	Pete Beathard	231	94	1114	.407	14	9	4.8
1968	Pete Beathard	223	105	1559	.471	16	7	6.9
1969	Pete Beathard	370	180	2455	.486	21	10	6.4
1970	Charles Johnson	281	144	1652	.512	12	7	5.9
1971	Dan Pastorini	270	137	1702	.470	21	7	6.3
1972	Dan Pastorini	299	144	1711	.482	11	7	5.7
1973	Dan Pastorini	290	154	1482	.531	17	5	5.1
1974	Dan Pastorini	247	140	1571	.567	10	10	6.4
1975	Dan Pastorini	342	163	2053	.477	16	14	6.0
1976	Dan Pastorini	309	167	1785	.535	10	10	5.7
1977	Dan Pastorini	319	169	1987	.530	18	13	6.2
1978	Dan Pastorini	368	199	2473	.541	17	16	6.7
1979	Dan Pastorini	324	163	2090	.503	18	14	6.5
1980	Ken Stabler	454	293	3202	.645	28	13	7.0
1981	Ken Stabler	285	165	1988	.579	18	14	6.9
1982	Archie Manning	125	66	877	.528	6	6	7.0
1983	Oliver Luck	217	124	1375	.571	13	8	6.3
1984	Warren Moon	450	259	3338	.576	14	12	7.4
1985	Warren Moon	377	200	2709	.531	19	15	7.2
1986	Warren Moon	488	256	3489	.525	26	13	7.2
1987	Warren Moon	368	184	2806	.500	18	21	7.6
1988	Warren Moon	294	160	2327	.544	8	17	7.9
1989	Warren Moon	464	280	3631	.603	14	23	7.8
1990	Warren Moon	584	362	4689	.620	13	33	8.0
1991	Warren Moon	655	404	4690	.617	21	23	7.2

RECEIVING

Year	Player	TC	Yds	Avg.	LG	TD
1960	Bill Groman	72	1473	20.5	80t	12
1961	Charles Hennigan	82	1746	21.3	80t	12
1962	Charles Hennigan	54	867	16.1	75t	8
1963	Charles Hennigan	61	1051	17.2	83t	10
1964	Charles Hennigan	101	1561	15.5	53t	8
1965	Ode Burrell	55	650	11.8	52t	4
1966	Charles Frazier	57	1129	19.8	79t	12
1967	Hoyle Granger	31	300	9.6	43	3
1968	Alvin Reed	46	747	16.2	60	5
1969	Alvin Reed	51	664	13.0	43	2
1970	Alvin Reed	47	604	12.9	34	2
1971	Jim Beirne	38	550	14.5	40	1
1972	Fred Willis	45	297	6.6	27	2
1973	Fred Willis	57	371	6.5	50	1
1974	Ken Burrough	36	492	13.7	51	2
1975	Ken Burrough	53	1063	20.1	77t	8
1976	Ken Burrough	51	932	18.2	69	7
1977	Ken Burrough	43	816	19.0	85t	8
1978	Ken Burrough	47	624	13.3	44	2
1979	Ken Burrough	40	752	18.8	55t	6
1980	Mike Barber	59	712	12.1	79t	5
1981	Ken Burrough	40	668	16.7	71t	7
1982	Dave Casper	36	573	15.9	38	6
1983	Tim Smith	83	1176	14.2	47t	6
1984	Tim Smith	69	1141	16.5	75t	4
1985	Butch Woolfolk	80	814	10.2	80t	4
1986	Drew Hill	65	1112	17.1	81t	5
1987	Ernest Givins	53	933	17.6	83t	6
1988	Drew Hill	72	1141	15.8	57t	10
1989	Drew Hill	66	938	14.2	50	8
1990	Haywood Jeffires	74	1048	14.2	87t	8
	Drew Hill	74	1019	13.8	57	5
1991	Haywood Jeffires	100	1181	11.8	44	7

SCORING

Year	Player	TD	PAT	FG	TP
1960	George Blanda	4	46	15	115
1961	George Blanda	0	64	16	112
1962	George Blanda	0	48	11	81
1963	George Blanda	0	37	9	64
1964	George Blanda	0	38	13	76
1965	George Blanda	0	28	11	61
1966	George Blanda	0	39	16	87
1967	John Wittenborn	0	30	14	72
1968	Wayne Walker	0	26	8	50
1969	Roy Gerela	0	29	19	86
1970	Roy Gerela	0	23	18	77
1971	Mark Moseley	0	25	16	73
1972	Skip Butler	0	12	16	51
1973	Skip Butler	0	15	21	66
1974	Skip Butler	0	29	9	56
1975	Skip Butler	0	31	18	85
1976	Skip Butler	0	24	16	72
1977	Toni Fritsch	0	19	12	55
1978	Earl Campbell	13	0	0	78
1979	Earl Campbell	19	0	0	114
1980	Toni Fritsch	0	26	19	83
1981	Toni Fritsch	0	32	15	77
1982	Dave Casper	6	0	0	36
1983	Florian Kempf	0	33	17	84
1984	Joe Cooper	0	13	11	46
1985	Tony Zendejas	0	29	21	92
1987	Tony Zendejas	0	32	20	92
1988	Tony Zendejas	0	48	22	114
1989	Tony Zendejas	0	40	25	115
1990	Lorenzo White	12	0	0	72
1991	Ian Howfield	0	25	13	64

KICKOFF RETURNS

Year	Player	No.	Yds	Avg.	LG	TD
1960	Ken Hall	19	594	31.3	104t	1
1961	Billy Cannon	18	439	24.4	47	0
1962	Bobby Jancik	24	726	30.3	61	0
1963	Bobby Jancik	45	1315	29.3	53	0
1964	Ode Burrell	17	449	26.4	93t	1
1965	Bobby Jancik	18	430	23.9	43	0
1966	Bobby Jancik	34	875	25.7	53	0
1967	Zeke Moore	14	405	28.9	92	1
1968	Zeke Moore	32	787	24.6	45	0
1969	Jerry LeVias	38	940	24.7	87	0
1970	Jerry LeVias	26	598	23.0	37	0
1971	Linzy Cole	32	834	26.1	45	0
1972	Willie Rodgers	17	335	19.7	31	0
1973	Bob Gresham	27	723	26.8	103t	1
1974	Billy Johnson	29	785	27.1	67	0
1975	Billy Johnson	33	798	24.2	81t	1
1976	Billy Johnson	26	579	22.2	53	0
1977	Billy Johnson	25	630	25.2	76t	1
1978	Johnnie Dirden	32	780	24.4	60	0
1979	Richard Ellender	24	514	21.4	35	0
1980	Carl Roaches	37	746	20.2	46	0
1981	Carl Roaches	28	769	27.5	96t	1
1982	Carl Roaches	21	441	21.0	45	0
1983	Steve Brown	31	795	25.6	93t	1
1984	Carl Roaches	30	679	22.6	49	0
1985	Willie Drewrey	26	642	24.7	52	0
1986	Willie Drewrey	25	500	20.0	32	0
	Allen Pinkett	26	519	20.0	48	0
1987	Curtis Duncan	28	546	19.5	62	0
1988	Leonard Harris	34	678	19.9	56	0
1989	Kenny Johnson	21	372	17.7	39	0
1990	Gerald McNeil	27	551	20.4	64	0
1991	Allen Pinkett	26	508	19.5	41	0

PUNT RETURNS

Year	Player	No.	Yds	Avg.	LG	TD
1960	Billy Cannon	4	96	24.0	51	0
1961	Billy Cannon	9	70	7.8	20	0
1962	Bobby Jancik	14	164	11.7	21	0
1963	Bobby Jancik	13	145	11.2	56	0
1964	Bobby Jancik	14	220	15.7	82t	1
1965	Bobby Jancik	12	85	7.1	25	0
1966	Ode Burrell	8	76	9.5	29	0
1967	Larry Carwell	9	154	17.1	54	0
1968	Sid Blanks	22	179	8.1	39	0
1969	Jerry LeVias	35	292	8.3	46	0
1970	Jerry LeVias	25	213	8.5	33	0
1971	Linzy Cole	14	107	7.6	31	0
1972	Ken Houston	25	148	5.9	33	0
1973	Jeff Severson	16	126	7.9	74	0
1974	Billy Johnson	30	309	10.3	49	0
1975	Billy Johnson	40	612	15.3	83t	3
1976	Billy Johnson	39	397	10.2	46	0
1977	Billy Johnson	35	539	15.4	87t	2
1978	Ronnie Coleman	16	142	8.9	32	0
1979	Richard Ellender	31	203	6.5	36	0
1980	Carl Roaches	47	384	8.2	68	0
1981	Carl Roaches	39	296	7.6	40	0
1982	Carl Roaches	19	104	5.5	25	0
1983	Carl Roaches	20	159	8.0	23	0
1984	Carl Roaches	26	152	5.8	18	0
1985	Willie Drewrey	24	215	9.0	23	0
1986	Willie Drewrey	25	262	7.7	25	0
1987	Kenny Johnson	24	196	8.2	26	0
1988	Kenny Johnson	30	170	5.7	16	0
1989	Kenny Johnson	19	122	6.4	19	0
1990	Gerald McNeil	30	172	5.7	26	0
1991	Pat Coleman	22	138	6.3	24	0

INTERCEPTIONS

Year	Player	No.	Yds	Avg.	TD
1960	Mark Johnson	4	42	10.5	0
	Dennit Morris	4	32	8.0	0
	Julian Spence	4	5	1.3	0
1961	Jim Norton	9	150	16.7	0
1962	Jim Norton	8	75	9.4	0
1963	Fred Glick	12	180	15.0	0
1964	Pete Jaquess	8	141	17.6	1
1965	W.K. Hicks	9	156	17.3	0
1966	Jim Norton	4	125	31.3	0
	Fred Glick	4	47	11.8	0
1967	Miller Farr	10	264	26.4	3
1968	Ken Houston	5	160	32.0	2
1969	Miller Farr	6	48	8.0	0
1970	Zeke Moore	6	85	14.2	0
1971	Ken Houston	9	220	24.4	4
1972	Bob Atkins	2	37	18.5	0
	John Charles	2	6	3.0	0
1973	Guy Roberts	4	54	13.8	0
	Jeff Severson	4	24	6.0	0
1974	Bob Atkins	6	85	14.2	0
1975	Zeke Moore	5	137	27.4	0
1976	C.L. Whittington	5	103	20.6	0
1977	Mike Reinfeldt	5	78	15.6	0
1978	Willie Alexander	5	51	10.2	0
1979	Mike Reinfeldt	12	205	17.1	0
1980	Jack Tatum	7	100	14.3	0
1981	Greg Stemrick	3	94	31.3	0
	Carter Hartwig	3	78	26.0	0
1982	Robert Brazile	1	31	31.0	0
	Gregg Bingham	1	8	8.0	0
	Vernon Perry	1	8	8.0	0
1983	Willie Tullis	5	65	13.0	0
1984	Willie Tullis	4	48	12.0	0
1985	Steve Brown	5	41	8.2	0
1986	Allen Lyday	3	24	8.0	0
	Patrick Allen	3	20	6.7	0
1987	Keith Bostic	6	14	-2.3	0
1988	Jeff Donaldson	4	29	7.3	0
1989	Steve Brown	5	54	10.8	0
1990	Richard Johnson	8	100	12.5	1
1991	Cris Dishman	6	61	10.2	0



TACKLE/SACK LEADERS

(Tackles and sacks were not kept prior to 1974)

1974

Tackles: LB Gregg Bingham 206 (128,78), LB Ted Washington 142 (89,53), LB Steve Kiner 141 (92,49)

Sacks: LB Ted Washington 11

1975

Tackles: LB Gregg Bingham 185 (110,75), LB Steve Kiner 138 (93,45), LB Robert Brazile 138 (75,63)

Sacks: DT Curly Culp 11.5

1976

Tackles: LB Gregg Bingham 191 (100,91), LB Steve Kiner 157 (87,70), LB Robert Brazile 157 (82,75)

Sacks: DE Elvin Bethea 14.5

1977

Tackles: LB Gregg Bingham 190 (95,95) LB Robert Brazile 169 (92,77), LB Steve Kiner 143 (68,75)

Sacks: DE James Young 7.5

1978

Tackles: LB Gregg Bingham 223 (109,114), LB Robert Brazile 185 (94,91), LB Steve Kiner 159 (90,69)

Sacks: DE Elvin Bethea 8

1979

Tackles: LB Gregg Bingham 203 (100,103), LB Robert Brazile 144 (86,58), S Vernon Perry 111 (55,56)

Sacks: DE Jesse Baker 15.5

1980

Tackles: LB Gregg Bingham 212 (112,100), LB Robert Brazile 141 (73,68), S Vernon Perry 111 (55,56)

Sacks: DE Mike Stensrud 7

1981

Tackles: LB Gregg Bingham 172 (112,60), LB Daryl Hunt 127 (81,46), LB Robert Brazile 112 (72,40)

Sacks: DE Jesse Baker 10

1982

Tackles: LB Daryl Hunt 85 (61,24), LB Gregg Bingham 84 (63,21), LB Robert Brazile 66 (46,20)

Sacks: DE Jesse Baker 9.5

1983

Tackles: LB Gregg Bingham 135 (87,48), LB Robert Abraham 117 (83,34), S Keith Bostic 91 (70,21)

Sacks: DE Jesse Baker 5

1984

Tackles: LB Robert Abraham 198 (106,92), LB Gregg Bingham 169 (89,80), S Keith Bostic 152 (101,51)

Sacks: DE Jesse Baker 11

1985

Tackles: LB Avon Riley 147 (80,67), DE Ray Childress 135 (71,64), S Bo Eason 131 (87,44)

Sacks: DE Jesse Baker, S Rod Kush, S Keith Bostic, 5.5

1986

Tackles: LB John Grimsley 199 (112,87), DE Ray Childress 172 (67,105), LB Robert Abraham 136 (77,59)

Sacks: DE Ray Childress 5

1987

Tackles: LB Al Smith 102 (46,56), LB John Grimsley 100 (59,41), S Jeff Donaldson 95 (52,43)

Sacks: DE Ray Childress 6

1988

Tackles: LB John Grimsley 115 (70,45), LB Al Smith 98 (59,39), LB Robert Lyles 92 (58,34)

Sacks: DE Ray Childress, DE William Fuller 8.5

1989

Tackles: LB John Grimsley 103 (73,30), S Bubba McDowell 97 (72,25), LB Al Smith 76 (51,25)

Sacks: DE Ray Childress 8.5

1990

Tackles: LB Al Smith 104 (78,26), LB Johnny Meads 95 (65,30), DT Ray Childress 85 (65,20)

Sacks: DE Sean Jones 12.5

1991

Tackles: LB Al Smith 146 (101,45), LB Lamar Lathon 116 (86,30), S Bubba McDowell 95 (68,27)

Sacks: DE William Fuller 15

TOP PERFORMANCES

100-YARD RUSHERS

Player	Att.	Yards	Opponent	Date
Dave Smith	19	104	Oakland	9/11/60
Dave Smith	12	107	New York	10/30/60
Billy Cannon	16	105	Denver	11/6/60
Charlie Tolar	18	101	Oakland	9/9/61
Billy Cannon	11	118	Denver	11/5/61
Billy Cannon	25	216	New York	12/10/61
Billy Cannon	21	145	Oakland	12/17/61
Charlie Tolar	17	109	Buffalo	9/9/62
Charlie Tolar	18	142	San Diego	9/23/62
Dave Smith	20	114	New York	10/14/62
Charlie Tolar	24	110	Dallas	11/4/62
Charlie Tolar	28	105	Oakland	11/11/62
Billy Cannon	9	103	New York	12/15/62
Charlie Tolar	29	107	New York	12/15/62
Sid Blanks	6	127	Oakland	9/19/64
Sid Blanks	21	179	New York	12/13/64
Ode Burrell	14	112	Kansas City	12/28/65
Hoyle Granger	19	183	San Diego	12/4/66
Hoyle Granger	13	101	Kansas City	9/9/67
Hoyle Granger	20	138	Denver	10/1/67
Woody Campbell	16	101	Denver	11/12/67
Hoyle Granger	22	142	Denver	11/12/67
Hoyle Granger	22	124	Boston	11/26/67
Woody Campbell	18	141	Miami	12/2/67
Hoyle Granger	25	111	Miami	12/2/67
Hoyle Granger	27	107	San Diego	12/16/67
Hoyle Granger	21	160	Miami	12/23/67
Hoyle Granger	18	104	Boston	12/15/68
Roy Hopkins	14	107	Denver	10/26/69
Hoyle Granger	15	104	Cincinnati	11/9/69
Hoyle Granger	25	139	Boston	12/14/69
Joe Dawkins	22	143	Cleveland	11/22/70
Fred Willis	21	119	Philadelphia	11/12/72
Paul Robinson	20	100	Cincinnati	12/16/73
Ronnie Coleman	21	123	San Diego	9/15/74
Ronnie Coleman	16	112	San Diego	9/21/75
Don Hardeman	27	107	San Diego	9/21/75
Ronnie Coleman	14	110	Cleveland	10/12/75
Ronnie Coleman	25	142	Tampa Bay	9/12/76
Ronnie Coleman	26	114	Pittsburgh	10/23/77
Rob Carpenter	19	120	Oakland	11/13/77
Rob Carpenter	14	149	Kansas City	11/27/77
Ronnie Coleman	15	101	Kansas City	11/27/77
Earl Campbell	15	137	Atlanta	9/3/78
Earl Campbell	22	107	Kansas City	9/10/78
Earl Campbell	26	103	Oakland	10/8/78
Earl Campbell	19	105	Buffalo	10/15/78
Earl Campbell	18	102	Cincinnati	10/29/78
Earl Campbell	28	199	Miami	11/20/78
Earl Campbell	27	122	Cincinnati	11/25/78
Earl Campbell	27	118	New England	12/31/78*
Earl Campbell	32	166	Washington	9/2/79
Earl Campbell	32	131	Kansas City	9/16/79
Earl Campbell	34	158	Cincinnati	9/23/79
Earl Campbell	22	149	Baltimore	10/14/79
Earl Campbell	32	120	Miami	11/5/79
Earl Campbell	32	107	Oakland	11/11/79
Earl Campbell	19	112	Cincinnati	11/18/79
Earl Campbell	33	195	Dallas	11/22/79
Earl Campbell	22	108	Cleveland	12/2/79
Earl Campbell	33	109	Pittsburgh	12/10/79
Earl Campbell	16	134	Philadelphia	12/16/79
Earl Campbell	15	106	Cleveland	9/15/80
Rob Carpenter	24	114	Baltimore	9/21/80
Earl Campbell	38	178	Kansas City	10/12/80
Earl Campbell	33	203	Tampa Bay	10/19/80
Earl Campbell	27	202	Cincinnati	10/26/80
Earl Campbell	36	157	Denver	11/2/80

Earl Campbell	30	130	New England	11/10/80
Earl Campbell	31	206	Chicago	11/16/80
Earl Campbell	27	109	Cleveland	11/30/80
Earl Campbell	36	181	Green Bay	12/14/80
Earl Campbell	29	203	Minnesota	12/21/80
Earl Campbell	27	122	Los Angeles	9/6/81
Earl Campbell	37	182	Cincinnati	10/4/81
Earl Campbell	39	186	Seattle	10/11/81
Earl Campbell	30	142	Seattle	9/17/82
Earl Campbell	27	123	Green Bay	9/4/83
Earl Campbell	30	142	Buffalo	9/25/83
Earl Campbell	19	101	Denver	10/9/83
Earl Campbell	29	130	Minnesota	10/16/83
Earl Campbell	28	107	Detroit	11/13/83
Earl Campbell	28	138	Miami	12/4/83
Earl Campbell	32	130	Cleveland	12/11/83
Larry Moriarty	29	117	Kansas City	11/11/84
Larry Moriarty	23	138	N.Y. Jets	11/18/84
Larry Moriarty	24	102	L.A. Rams	12/9/84
Butch Woolfolk	14	101	Kansas City	11/3/85
Mike Rozier	29	150	Buffalo	9/20/87
Mike Rozier	29	144	Atlanta	10/25/87
Mike Rozier	29	112	Pittsburgh	11/15/87
Mike Rozier	26	122	Indianapolis	11/29/87
Mike Rozier	20	103	Cincinnati	12/27/87
Mike Rozier	25	100	Indianapolis	9/4/88
Mike Rozier	27	141	Kansas City	10/9/88
Mike Rozier	22	126	Cincinnati	12/11/88
Lorenzo White	23	115	Pittsburgh	12/3/89
Lorenzo White	18	125	Buffalo	11/26/90
Lorenzo White	18	116	Cleveland	12/9/90
Allen Pinkett	26	144	L.A. Raiders	9/1/91
Allen Pinkett	21	101	Cincinnati	9/8/91

*Denotes playoff game

100-YARD RUSHERS SUMMARY

Earl Campbell (40*), Hoyle Granger (11), Mike Rozier (8), Charlie Tolar (6), Ronnie Coleman (6), Billy Cannon (5), Dave Smith (3), Rob Carpenter (3), Larry Moriarty (3), Lorenzo White (3), Sid Blanks (2), Woody Campbell (2), Allen Pinkett (2), Ode Burrell (1), Roy Hopkins (1), Joe Dawkins (1), Fred Willis (1), Paul Robinson (1), Don Hardeman (1), Butch Woolfolk (1)

*Includes one playoff game

300-YARD PASSERS

Player	Att.	Comp.	Yards	TD	Opponent	Date
George Blanda	55	31	366	3	Los Angeles	11/13/60
Jacky Lee	38	21	331	1	Boston	11/25/60
George Blanda	32	16	301	3	Los Angeles	1/1/61*
Jacky Lee	41	27	457	2	Boston	10/13/61
George Blanda	32	18	464	4	Buffalo	10/29/61
George Blanda	32	20	418	7	New York	11/19/61
George Blanda	33	20	351	4	San Diego	12/3/61
George Blanda	31	18	350	4	Oakland	12/17/61
George Blanda	36	20	386	3	Boston	9/16/62
George Blanda	37	25	308	1	New York	9/22/63
George Blanda	32	20	342	5	Oakland	12/22/63
George Blanda	37	22	312	1	San Diego	10/25/64
George Blanda	68	37	393	1	Buffalo	11/1/64
George Blanda	44	20	328	2	Boston	11/6/64
George Blanda	33	19	304	5	Kansas City	10/24/65
George Blanda	60	27	308	2	Oakland	11/7/65
George Blanda	54	23	303	2	Buffalo	9/25/66
George Blanda	37	15	300	5	Denver	10/2/66
Don Trull	45	23	329	3	Boston	11/13/66
Pete Beathard	41	20	338	2	Denver	11/16/69
Lynn Dickey	32	22	340	3	Baltimore	11/4/73
Dan Pastorini	36	22	343	0	Oakland	12/2/73
Dan Pastorini	40	26	354	1	St. Louis	10/20/74
Dan Pastorini	39	25	329	3	San Diego	10/17/76
Ken Stabler	51	33	338	4	New York	11/23/80
Gifford Nielsen	37	24	376	3	Pittsburgh	12/20/81
Archie Manning	34	22	348	1	Green Bay	9/4/83

Archie Manning	35	16	300	1	Pittsburgh	9/18/83
Warren Moon	43	23	365	0	Indianapolis	9/9/84
Warren Moon	33	25	356	2	San Francisco	10/21/84
Warren Moon	45	27	303	1	Pittsburgh	12/2/84
Warren Moon	31	19	306	0	Cleveland	12/16/84
Warren Moon	47	26	330	2	N.Y. Giants	12/8/85
Warren Moon	48	22	339	2	Cleveland	12/15/85
Warren Moon	40	22	364	2	Indianapolis	12/22/85
Warren Moon	38	21	398	1	Detroit	10/5/86
Warren Moon	46	18	304	0	L.A. Raiders	10/26/86
Warren Moon	44	25	310	1	Cincinnati	11/9/86
Warren Moon	43	21	310	2	L.A. Rams	9/13/87
Warren Moon	44	24	327	3	Indianapolis	11/29/87
Warren Moon	42	28	338	1	Buffalo	9/24/89
Warren Moon	26	16	317	2	Chicago	10/15/89
Warren Moon	38	30	345	2	Detroit	11/5/89
Warren Moon	51	32	414	2	Cleveland	12/23/89
Warren Moon	48	29	315	2	Pittsburgh	12/31/89*
Warren Moon	52	31	397	4	Atlanta	9/9/90
Warren Moon	39	29	308	3	Indianapolis	9/23/90
Warren Moon	46	27	355	2	San Diego	9/30/90
Warren Moon	33	21	369	5	Cincinnati	10/14/90
Warren Moon	43	30	381	1	N.Y. Jets	10/28/90
Warren Moon	43	26	343	1	L.A. Rams	11/4/90
Warren Moon	32	24	322	5	Cleveland	11/18/90
Warren Moon	22	16	300	2	Buffalo	11/26/90
Warren Moon	45	27	527	3	Kansas City	12/16/90
Warren Moon	37	22	315	1	Cincinnati	9/8/91
Warren Moon	31	19	334	2	Denver	10/6/91
Warren Moon	50	35	423	2	N.Y. Jets	10/13/91
Warren Moon	56	41	432	0	Dallas	11/10/91
Warren Moon	44	31	399	3	Cleveland	11/17/91
Warren Moon	48	24	324	2	Pittsburgh	11/24/91
Warren Moon	36	27	325	3	Denver	1/4/92*

*Denotes playoff game

300-YARD PASSERS SUMMARY

Warren Moon (33*), George Blanda (16*), Dan Pastorini (3), Jacky Lee (2), Archie Manning (2), Don Trull (1), Pete Beathard (1), Ken Stabler (1), Gifford Nielsen (1)

*Includes two playoff games for Moon and one for Blanda

100-YARD RECEIVERS

Player	Rec.	Yards	Opponent	Date
Bill Groman	6	115	Oakland	9/11/60
Bill Groman	10	140	Dallas	10/16/60
Charlie Hennigan	8	110	L.A. Chargers	11/13/60
Bill Groman	9	171	Boston	11/25/60
Charlie Hennigan	7	113	Boston	11/25/60
Bill Groman	3	101	Buffalo	12/11/60
Bill Groman	7	150	Boston	12/18/60
Billy Cannon	3	128	L.A. Chargers	1/1/61*
John White	6	112	San Diego	9/24/61
Charlie Hennigan	6	109	San Diego	9/24/61
Charlie Hennigan	3	101	Dallas	10/1/61
Charlie Hennigan	4	109	Buffalo	10/8/61
Charlie Hennigan	13	272	Boston	10/13/61
Bill Groman	8	148	Boston	10/13/61
Bill Groman	4	123	Dallas	10/22/61
Charlie Hennigan	4	108	Dallas	10/22/61
Charlie Hennigan	9	232	Buffalo	10/29/61
Bill Groman	6	117	Boston	11/12/61
Charlie Hennigan	10	214	San Diego	12/3/61
Charlie Hennigan	10	145	Buffalo	9/9/62
Charlie Hennigan	8	202	Boston	9/16/62
Willard Dewveall	3	139	San Diego	11/25/62
Charlie Hennigan	7	101	Oakland	9/7/63
Charlie Hennigan	4	133	Denver	9/14/63
Charlie Hennigan	9	186	N.Y. Jets	9/22/63
Charlie Hennigan	8	123	Buffalo	9/28/63
Charles Frazier	3	106	Buffalo	10/20/63
Charlie Hennigan	9	122	Boston	12/8/63

Willard Dewveall	7	137	Oakland	12/22/63
Sid Banks	12	131	San Diego	9/12/64
Charlie Hennigan	7	104	San Diego	9/12/64
Charlie Hennigan	7	134	Oakland	9/19/64
Charlie Hennigan	11	188	Denver	9/27/64
Charlie Hennigan	8	138	N.Y. Jets	10/17/64
Charlie Hennigan	8	145	San Diego	10/25/64
Charlie Hennigan	12	160	Buffalo	11/1/64
Charles Frazier	9	143	Boston	11/6/64
Willie Frazier	2	102	Boston	11/6/64
Charlie Hennigan	6	104	Oakland	11/15/64
Charlie Hennigan	8	111	Kansas City	11/22/64
Charlie Hennigan	12	181	Boston	11/29/64
Charles Frazier	6	182	Boston	9/19/65
Charlie Hennigan	7	130	Denver	10/17/65
Charles Frazier	6	128	Buffalo	9/25/66
Charles Frazier	6	158	Boston	11/13/66
Alvin Reed	4	107	Kansas City	9/9/68
Alvin Reed	8	122	Oakland	9/29/68
Alvin Reed	4	132	Buffalo	10/27/68
Jim Bierne	4	103	Kansas City	11/28/68
Mac Haik	6	129	Buffalo	12/7/68
Alvin Reed	7	119	New York	10/19/69
Jerry LeVias	4	122	Denver	10/26/69
Jim Bierne	6	114	Cincinnati	11/9/69
Jerry LeVias	7	150	Denver	11/16/69
Jerry LeVias	4	101	Miami	11/23/69
Jerry LeVias	9	110	N.Y. Jets	12/6/69
Charlie Joiner	5	100	San Diego	10/25/70
Roy Hopkins	6	101	Kansas City	11/8/70
Jerry LeVias	3	101	Denver	11/29/70
Charlie Joiner	6	143	Cincinnati	12/13/70
Ken Burrough	4	122	San Diego	12/19/71
Ken Burrough	4	106	Atlanta	12/3/72
Dave Parks	5	127	Baltimore	11/4/73
Ken Burrough	7	117	Baltimore	11/4/73
Mike Montgomery	9	179	St. Louis	10/20/74
Ken Burrough	7	145	N.Y. Jets	11/3/74
Ken Burrough	3	111	Detroit	10/26/75
Ken Burrough	7	177	Kansas City	11/2/75
Ken Burrough	4	112	Oakland	12/14/75
Ken Burrough	5	129	Cleveland	12/21/75
Ken Burrough	5	107	Denver	10/10/76
Ken Burrough	5	136	San Diego	10/17/76
Billy Johnson	5	104	Atlanta	11/28/76
Ken Burrough	6	180	Chicago	11/6/77
Billy Johnson	6	138	Cincinnati	12/18/77
Ken Burrough	6	103	Miami	11/20/78
Mike Barber	4	112	Miami	11/20/78
Ken Burrough	3	109	Oakland	11/11/79
Ken Burrough	6	123	Cincinnati	11/18/79
Mike Barber	3	105	New England	11/10/80
Dave Casper	6	130	Cleveland	11/30/80
Dave Casper	7	120	Minnesota	12/21/80
Mike Holston	8	102	Atlanta	11/29/81
Dave Casper	6	139	Pittsburgh	12/20/81
Dave Casper	6	100	New England	11/28/82
Dave Casper	5	102	Philadelphia	12/19/82
Tim Smith	8	197	Green Bay	9/4/83
Tim Smith	11	147	Buffalo	9/25/83
Tim Smith	7	150	Cleveland	12/11/83
Tim Smith	6	102	Indianapolis	9/9/84
Tim Smith	5	159	San Diego	9/16/84
Tim Smith	6	101	San Francisco	10/21/84
Tim Smith	8	107	Kansas City	11/11/84
Tim Smith	7	108	Pittsburgh	12/2/84
Tim Smith	7	167	Cleveland	12/16/84
Butch Woolfolk	3	120	Miami	9/8/85
Butch Woolfolk	8	124	Denver	10/6/85
Drew Hill	6	132	St. Louis	10/27/85
Drew Hill	7	129	Cincinnati	12/1/85
Drew Hill	6	103	N.Y. Giants	12/8/85
Tim Smith	7	125	Cleveland	12/15/85
Drew Hill	9	210	Indianapolis	12/22/85
Ernest Givins	5	155	Detroit	10/5/86

Drew Hill	7	138	L.A. Raiders	10/26/86
Drew Hill	10	185	Cincinnati	11/9/86
Ernest Givins	8	156	Pittsburgh	11/16/86
Ernest Givins	7	102	Indianapolis	11/23/86
Ernest Givins	6	108	Minnesota	12/14/86
Drew Hill	5	114	Buffalo	12/21/86
Ernest Givins	6	117	L.A. Rams	9/13/87
Leonard Harris	6	104	Cleveland	10/4/87
Oliver Williams	9	124	New England	10/18/87
Drew Hill	4	101	San Francisco	11/8/87
Drew Hill	4	107	Pittsburgh	11/15/87
Ernest Givins	3	126	Cleveland	11/22/87
Drew Hill	7	134	Indianapolis	11/29/87
Drew Hill	4	102	New Orleans	12/13/87
Drew Hill	4	109	Pittsburgh	12/20/87
Drew Hill	6	109	Cincinnati	12/27/87
Ernest Givins	9	108	L.A. Raiders	9/11/88
Ernest Givins	5	104	Pittsburgh	10/16/88
Drew Hill	9	148	Washington	10/30/88
Drew Hill	8	139	Seattle	11/13/88
Ernest Givins	5	118	Phoenix	11/20/88
Drew Hill	5	100	Phoenix	11/20/88
Drew Hill	9	113	Dallas	11/24/88
Ernest Givins	6	119	Cleveland	12/18/88
Ernest Givins	5	128	New England	10/8/89
Drew Hill	5	128	Chicago	10/15/89
Drew Hill	9	101	Detroit	11/5/89
Drew Hill	10	141	Cleveland	12/23/89
Ernest Givins	11	136	Pittsburgh	12/31/89
Ernest Givins	4	109	Atlanta	9/9/90
Drew Hill	10	123	Indianapolis	9/23/90
Ernest Givins	6	101	Cincinnati	10/14/90
Curtis Duncan	7	130	Cleveland	11/18/90
Drew Hill	6	102	Buffalo	11/26/90
Haywood Jeffires	9	245	Kansas City	12/16/90
Ernest Givins	5	151	Denver	10/6/91
Haywood Jeffires	13	186	N.Y. Jets	10/13/91
Drew Hill	6	129	Cincinnati	10/27/91
Drew Hill	11	144	Cleveland	11/17/91
Haywood Jeffires	8	122	Pittsburgh	11/24/91
Ernest Givins	6	111	Denver	1/4/92*

*Denotes playoff game

100-YARD RECEIVERS SUMMARY

Charlie Hennigan (26), Drew Hill (24), Ernest Givins (16*), Ken Burrough (14), Tim Smith (10), Bill Groman (8), Charles Frazier (5), Jerry LeVias (5), Dave Casper (5), Alvin Reed (4), Haywood Jeffires (3), Willard Dewveall (2), Jim Bierne (2), Charlie Joiner (2), Billy Johnson (2), Mike Barber (2), Butch Woolfolk (2), Billy Cannon (1), John White (1), Sid Blanks (1), Willie Frazier (1), Mac Haik (1), Roy Hopkins (1), Dave Parks (1), Mike Montgomery (1), Leonard Harris (1), Oliver Williams (1), Curtis Duncan (1)

*Includes one playoff game



LONGEST PLAYS

Rushing		Distance	Punt Returns		Distance
1960	Dave Smith	65	1960	Billy Cannon	51
1961	Billy Cannon	61	1961	Mark Johnson	62
1962	Billy Cannon	64	1962	Tony Banfield	50
1963	Charles Tolar	33	1963	Bobby Jancik	56
1964	Sid Blanks	91	1964	Bobby Jancik	82
1965	Ode Burrell	63	1965	Ode Burrell	33
1966	Hoyle Granger	69	1966	Ode Burrell	29
1967	Hoyle Granger	67	1967	Larry Carwell	54
1968	Hoyle Granger	47	1968	Sid Blanks	39
1969	Roy Hopkins	43	1969	Jerry LeVias	46
1970	Joe Dawkins	49	1970	Jerry LeVias	33
1971	Robert Holmes	31	1971	Linzy Cole	31
1972	Fred Willis	43	1972	Ken Houston	33
1973	Bob Gresham	52	1973	Jeff Severson	74
1974	Ronnie Coleman	37	1974	Billy Johnson	49
1975	Ronnie Coleman	46	1975	Billy Johnson	83
1976	Fred Willis	44	1976	Ronnie Coleman	69
1977	Rob Carpenter	77	1977	Billy Johnson	76
1978	Earl Campbell	81	1978	Guido Merckens	42
1979	Earl Campbell	61	1979	Rich Ellender	36
1980	Earl Campbell	55	1980	Carl Roaches	68
1981	Earl Campbell	43	1981	Carl Roaches	40
1982	Archie Manning	24	1982	Carl Roaches	25
1983	Larry Moriarty	80	1983	Carl Roaches	23
1984	Larry Moriarty	51	1984	Carl Roaches	18
1985	Butch Woolfolk	43	1985	Willie Drewrey	23
1986	Ernest Givins	43	1986	Willie Drewrey	25
1987	Mike Rozier	41	1987	Kenny Johnson	26
1988	Alonzo Highsmith	42	1988	Kenny Johnson	16
1989	Allen Pinkett	60	1989	Kenny Johnson	19
1990	Ernest Givins	31	1990	Gerald McNeil	26
1991	Gary Brown	39	1991	Ernest Givins	29

Punting		Distance	Field Goal		Distance
1960	Charlie Milstead	59	1960	George Blanda	53
1961	Jim Norton	64	1961	George Blanda	55
1962	Jim Norton	64	1962	George Blanda	54
1963	Jim Norton	68	1963	George Blanda	48
1964	Jim Norton	79	1964	George Blanda	49
1965	Jim Norton	65	1965	George Blanda	45
1966	Jim Norton	65	1966	George Blanda	50
1967	Jim Norton	58	1967	John Wittenborn	47
1968	Jim Norton	64	1968	John Wittenborn	44
1969	Roy Gerela	70	1969	Roy Gerela	50
1970	Spike Jones	73	1970	Roy Gerela	48
1971	Dan Pastorini	62	1971	Mark Moseley	44
1972	Dan Pastorini	63	1972	Skip Butler	47
1973	Dave Green	61	1973	Skip Butler	49
1974	David Beverly	69	1974	Skip Butler	46
1975	Dan Pastorini	68	1975	Skip Butler	48
1976	Dan Pastorini	74	1976	Skip Butler	54
1977	Cliff Parsley	55	1977	Toni Fritsch	46
1978	Cliff Parsley	59	1978	Toni Fritsch	49
1979	Cliff Parsley	57	1979	Toni Fritsch	52
1980	Cliff Parsley	57	1980	Toni Fritsch	46
1981	Cliff Parsley	62	1981	Toni Fritsch	50
1982	John James	56	1982	Florian Kempf	37
1983	John James	53	1983	Florian Kempf	51
1984	John James	55	1984	Florian Kempf	49
1985	Lee Johnson	65	1985	Tony Zendejas	52
1986	Lee Johnson	66	1986	Tony Zendejas	51
1987	Lee Johnson	59	1987	Tony Zendejas	52
1988	Greg Montgomery	61	1988	Tony Zendejas	52
1989	Greg Montgomery	63	1989	Tony Zendejas	52
1990	Greg Montgomery	60	1990	Teddy Garcia	49
1991	Greg Montgomery	61	1991	Al Del Greco	52

Kickoff Returns		Distance	Interception Returns		Distance
1960	Ken Hall	104	1960	Mark Johnston	33
1961	Billy Cannon	47	1961	Tony Banfield	58
1962	Bobby Jancik	61	1962	Jim Norton	36
1963	Bobby Jancik	53	1963	Mark Johnston	90
1964	Ode Burrell	93	1964	Pete Jaquess	98
1965	Pete Jaquess	69	1965	Gary Cutsinger	72
1966	Bobby Jancik	53	1966	Jim Norton	56
1967	Zeke Moore	92	1967	Miller Farr	67
1968	Zeke Moore	45	1968	Ken Houston	66
1969	Jerry LeVias	87	1969	Ken Houston	
1970	Zeke Moore	45		Zeke Moore	51
1971	Linzy Cole	45	1970	Leroy Mitchell	35
1972	Lewis Jolley	43	1971	John Charles	51
1973	Bob Gresham	103	1972	Bob Atkins	
1974	Billy Johnson	67		Benny Johnson	34
1975	Billy Johnson	81	1973	Joe Blahak	87
1976	Billy Johnson	53	1974	Bob Atkins	36
1977	Billy Johnson	76	1975	Zeke Moore	74
1978	Johnnie Dirden	60	1976	C.L. Whittington	50
1979	Carter Hartwig	36	1977	Willie Alexander	95
1980	Carl Roaches	46	1978	Greg Sternrick	38
1981	Carl Roaches	96	1979	J.C. Wilson	66
1982	Carl Roaches	45	1980	Vernon Perry	42
1983	Carl Roaches	97	1981	Greg Sternrick	38
1984	Carl Roaches	49	1982	Robert Brazile	31
1985	Steve Tasker	52	1983	Willie Tullis	44
1986	Allen Pinkett	48	1984	Steve Brown	26
1987	Curtis Duncan	62	1985	Bo Eason	55
1988	Lorenzo White	90	1986	Steve Brown	38
1989	Leonard Harris	63	1987	Eugene Seale	73
1990	Gerald McNeil	64	1988	Kenny Johnson	51
1991	Allen Pinkett	41	1989	Robert Lyles	48
			1990	Terry Kinard	47
			1991	Lamar Lathon	52

Year	Pass Play	Dist.	Opponent	Date
1960	Jacky Lee to Bill Groman	92t	Denver	11/20/60
1961	Jacky Lee to Bill Groman	80t	Denver	11/5/61
1962	Jacky Lee to Willard Dewveall	98t	San Diego	11/25/62
1963	George Blanda to Charles Frazier	80t	Buffalo	10/20/63
1964	George Blanda to Willie Frazier	80t	Boston	11/6/64
1965	George Blanda to Dick Compton	95t	Buffalo	12/5/65
1966	George Blanda to Willie Frazier	79t	Denver	10/2/66
1967	Don Trull to Willie Frazier	53	Kansas City	9/9/67
1968	Pete Beathard to Jim Bierne	66t	Kansas City	11/28/68
1969	Pete Beathard to Jerry LeVias	86t	Denver	11/16/69
1970	Jerry Rhome to Charley Joiner	87t	Cincinnati	12/13/70
1971	Charley Johnson to Charley Joiner	70t	Cincinnati	10/3/71
1972	Dan Pastorini to Charley Joiner	82t	Miami	9/24/72
1973	Lynn Dickey to Billy Parks	66t	Baltimore	11/4/73
1974	Dan Pastorini to Mike Montgomery	65	St. Louis	10/20/74
1975	Dan Pastorini to Ken Burrough	77t	Kansas City	11/2/75
1976	John Hadl to Ken Burrough	69t	Pittsburgh	11/21/76
1977	Dan Pastorini to Ken Burrough	85t	Chicago	11/6/77
1978	Dan Pastorini to Robert Woods	80t	New Orleans	12/10/78
1979	Dan Pastorini to Ken Burrough	55t	Oakland	11/11/79
1980	Ken Stabler to Mike Barber	79t	New England	11/10/80
1981	Ken Stabler to Ken Burrough	71t	Miami	9/20/81
1982	Archie Manning to Mike Renfro	54t	Dallas	12/13/82
1983	Oliver Luck to Earl Campbell	66	Miami	12/4/83
1984	Warren Moon to Herkie Walls	76	Cincinnati	10/28/84
1985	Warren Moon to Butch Woolfolk	80t	Miami	9/8/85
1986	Warren Moon to Drew Hill	81t	Detroit	10/5/86
1987	Warren Moon to Ernest Givins	83t	Cleveland	11/22/87
1988	Warren Moon to Drew Hill	57t	Seattle	11/13/88
1989	Warren Moon to Curtis Duncan	55	Cleveland	10/29/89
1990	Warren Moon to Haywood Jeffires	87t	Kansas City	12/16/90
1991	Cody Carlson to Tony Jones	68t	Cincinnati	10/27/91

YEAR-BY-YEAR OFFENSE

(Regular Season)

Year	Total Plays	First Downs	Rush Yards	Net Pass Yards	Total Yards	Total Points
1960	929	262	1565	3352	4917	379
1961	959	293	1896	4392	6288	513
1962	932	255	1742	3229	4971	387
1963	843	254	1194	3210	4404	302
1964	942	291	1362	3576	4874	310
1965	905	229	1175	2813	3988	298
1966	901	246	1515	2897	4412	335
1967	829	207	2122	1390	3519	258
1968	907	240	1804	2458	4352	303
1969	966	256	1706	2825	4531	278
1970	922	232	1556	2768	4324	217
1971	815	201	1106	2643	3749	251
1972	817	183	1521	2045	3566	164
1973	840	193	1388	1919	3307	199
1974	817	200	1354	1983	3337	243
1975	900	234	2068	1869	3937	293
1976	839	199	1498	2072	3570	222
1977	857	226	1998	1875	3873	299
1978	994	276	2476	2338	4824	283
1979	1034	268	2571	2256	4827	362
1980	1038	329	2635	3007	5642	295
1981	945	241	1734	2777	4511	281
1982	551	138	799	1574	2373	136
1983	1033	295	1998	2899	4897	288
1984	969	284	1656	3228	4884	240
1985	998	270	1570	3082	4652	284
1986	1089	299	1700	3449	5149	274
1987	998	294	1923	3300	5223	345
1988	1010	308	2249	2956	5205	424
1989	1028	327	1928	3499	5427	365
1990	1006	376	1417	4805	5955	405
1991	1022	353	1366	4621	5987	386

Bold Face Denotes Club Record

YEAR-BY-YEAR DEFENSE

Year	Total Plays	First Downs	Rush Yards	Net Pass Yards	Total Yards	Total Points
1960	995	282	1027	3874	4891	285
1961	877	235	1634	2392	4026	241
1962	848	217	1569	2561	4130	270
1963	870	256	1981	2600	4581	372
1964	896	267	1989	3315	5241	355
1965	946	271	2683	2470	5153	429
1966	867	244	1778	3162	4940	396
1967	910	233	1637	2455	4051	199
1968	853	198	1704	1671	3375	248
1969	843	183	1556	2217	3773	279
1970	840	227	1793	2851	4644	352
1971	880	237	1684	2207	2891	330
1972	894	262	2595	2312	4908	380
1973	909	274	2410	2237	4647	447
1974	919	267	2070	2376	4446	282
1975	952	264	1680	2457	4137	226
1976	885	226	2072	1915	3986	273
1977	906	246	1802	2142	3944	230
1978	1077	292	2072	2842	4914	298
1979	1040	304	2225	2765	4990	331
1980	932	259	1811	2801	4612	251
1981	1084	325	2411	3315	5726	355
1982	610	187	1255	2213	3438	245
1983	1031	332	2787	2845	5632	460
1984	1075	345	2789	3179	5968	437
1985	1091	356	2814	3341	6155	412
1986	1054	285	2035	2999	5034	329
1987	976	287	1848	3145	4993	349
1988	985	304	1592	3266	4858	365
1989	940	314	1669	3542	5211	412
1990	890	279	1575	3060	4635	307
1991	984	280	1540	3208	4748	251

Bold Face Denotes Club Record 1960-77—14 games; 1978-81—16 games; 1982—9 games; 1983-86—16 games; 1987—15 games; 1988-91—16 games

HOME/AWAY RECORDS

Year	HOME RECORD				Year	ROAD RECORD			
	W	L	T	Pct.		W	L	T	Pct.
1960	6	1	0	.857	1960	4	3	0	.571
1961	6	1	0	.857	1961	4	2	1	.643
1962	6	1	0	.857	1962	5	2	0	.714
1963	4	3	0	.571	1963	2	5	0	.286
1964	3	4	0	.429	1964	1	6	0	.143
1965	3	4	0	.429	1965	1	6	0	.143
1966	3	4	0	.429	1966	0	7	0	.000
1967	5	2	0	.714	1967	4	2	1	.643
1968	3	4	0	.429	1968	4	3	0	.571
1969	4	2	1	.643	1969	2	4	1	.357
1970	1	6	0	.143	1970	2	4	1	.357
1971	3	3	1	.500	1971	1	6	0	.143
1972	1	6	0	.143	1972	0	7	0	.000
1973	0	7	0	.000	1973	1	6	0	.143
1974	3	4	0	.429	1974	4	3	0	.571
1975	5	2	0	.714	1975	5	2	0	.714
1976	3	4	0	.429	1976	2	5	0	.286
1977	5	2	0	.714	1977	3	4	0	.429
1978	5	3	0	.625	1978	5	3	0	.625
1979	6	2	0	.750	1979	5	3	0	.625
1980	6	2	0	.750	1980	5	3	0	.625
1981	5	3	0	.625	1981	2	6	0	.250
1982	1	4	0	.200	1982	0	4	0	.000
1983	2	6	0	.250	1983	0	8	0	.000
1984	2	6	0	.250	1984	1	7	0	.125
1985	4	4	0	.500	1985	1	7	0	.125
1986	4	4	0	.500	1986	1	7	0	.125
1987	5	2	0	.714	1987	4	4	0	.500
1988	7	1	0	.875	1988	3	5	0	.375
1989	6	2	0	.750	1989	3	5	0	.375
1990	6	2	0	.750	1990	3	5	0	.375
1991	7	1	0	.875	1991	4	4	0	.500

32-YEAR TOTALS

(Regular Season Only)

	W	L	T	Pct.
Home Games	130	102	2	.560
Road Games	82	148	4	.359
Totals	212	250	6	.459

PRIME TIME OILERS

YEAR	DATE	OPPONENT	SCORE		ATTEN-DANCE
1970	Mon., Dec. 7	CLEVELAND	10-21	L	50,528
1972	Mon., Oct. 9	OAKLAND	0-34	L	51,378
1975	Mon., Nov. 24	PITTSBURGH	9-32	L	51,851
1976	Mon., Nov. 1	at Baltimore	14-38	L	60,020
1978	Mon., Oct. 23	at Pittsburgh	24-17	W	48,021
1978	Mon., Nov. 20	MIAMI	35-30	W	51,874
1979	Mon., Nov. 5	at Miami	9-6	W	70,273
1979	Mon., Dec. 10	PITTSBURGH	20-17	W	55,293
1980	Mon., Sept. 15	at Cleveland	16-7	W	80,243
1980	Mon., Nov. 10	NEW ENGLAND	38-34	W	51,524
1980	Thur., Dec. 4	PITTSBURGH	6-0	W	53,960
1981	Mon., Oct. 26	at Pittsburgh	13-26	L	52,372
1981	Thur., Dec. 3	CLEVELAND	17-13	W	44,502
1982	Mon., Dec. 13	DALLAS	7-37	L	51,808
1988	Sun., Oct. 30	WASHINGTON	41-17	W	48,781
1988	Mon., Nov. 7	CLEVELAND	24-17	W	51,467
1988	Sun., Dec. 4	PITTSBURGH	34-37	L	47,791
1989	Mon., Nov. 13	CINCINNATI	26-24	W	60,694
1989	Sat., Dec. 23	CLEVELAND	20-24	L	58,852
1990	Sun., Sept. 16	at Pittsburgh	9-20	L	54,814
1990	Mon., Nov. 26	BUFFALO	27-24	W	60,130
1990	Sun., Dec. 30	PITTSBURGH	34-14	W	56,906
1991	Sun., Sept. 8	at Cincinnati	30-7	W	56,463
1991	Mon., Sept. 16	KANSAS CITY	17-7	W	61,058
1991	Sun., Nov. 17	CLEVELAND	28-24	W	58,155
1991	Mon., Dec. 2	PHILADELPHIA	6-13	L	62,141

TOTALS: 10-7 Monday Night (7-5 home, 3-2 road)
 2-0 Thursday Night (2-0 home)
 0-1 Saturday Night (0-1 home)
 4-2 Sunday Night (4-1 home, 0-1 road)

OILERS MONTH-BY-MONTH

(*Regular Season)

YEAR	SEPT.	OCT.	NOV.	DEC.	RECORD
1960	2-1	3-1	3-1	2-1	10-4
1961	1-1	2-2-1	4-0	3-0	10-3-1
1962	2-1	2-2	4-0	3-0	11-3
1963	2-2	3-1	1-2	0-3	6-8
1964	2-1	0-4	0-5	2-0	4-10
1965	2-1	2-2	0-4	0-3	4-10
1966	2-2	1-3	0-3	0-3	3-11
1967	1-2	3-0-1	2-1	3-1	9-4-1
1968	1-3	2-2	2-2	2-0	7-7
1969	2-1	2-2	1-2-2	1-1	6-6-2
1970	1-1	1-2-1	1-4	0-3	3-10-1
1971	0-2	1-3-1	0-4	3-0	4-9-1
1972	0-2	1-4	0-4	0-3	1-13
1973	0-3	0-4	1-3	0-3	1-13
1974	1-2	1-3	3-1	2-1	7-7
1975	2-0	3-1	2-3	3-0	10-4
1976	2-1	2-2	1-4	0-2	5-9
1977	2-0	1-4	3-1	2-1	8-6
1978	2-2	3-2	4-0	1-2	10-6
1979	4-1	2-2	4-0	1-2	11-5
1980	3-1	2-2	3-2	3-0	11-5
1981	2-2	2-2	1-4	2-1	7-9
1982	1-1	0-0	0-2	0-4	1-8
1983	0-4	0-5	1-3	1-2	2-14
1984	0-5	0-4	2-2	1-2	3-13
1985	1-3	2-2	2-2	0-4	5-11
1986	1-3	0-4	2-3	2-1	5-11
1987	1-1	3-1	2-3	3-1	9-6
1988	3-1	3-2	3-1	1-2	10-6
1989	1-2	3-2	3-1	2-2	9-7
1990	2-2	2-2	2-1	3-2	9-7
1991	3-1	4-0	2-2	2-2	11-5
TOTALS	49-55	56-72-4	59-70-2	48-52	212-250-6

*Does not include January 2, 1983 35-27 loss vs. Cincinnati

HOT 'N' COLD OILERS

FIVE WARMEST GAMES

DATE	OPPONENT	SCORE	WEATHER
9/11/83	at L.A. Raiders	6-20 L	96°, clear
9/9/90	at Atlanta	27-47 L	94°, partly cloudy
10/7/62	BUFFALO	17-14 W	93°, showers
9/14/65	N.Y. JETS	27-21 W	93°, sunny
10/6/63	at Kansas City	7-28 L	92°, sunny

FIVE COLDEST GAMES

DATE	OPPONENT	SCORE	WEATHER
12/17/89	at Cincinnati	7-61 L	7°, overcast
12/14/80	at Green Bay	22-3 W	20°, clear
*1/6/80	at Pittsburgh	13-27 L	22°, partly cloudy
12/15/85	at Cleveland	21-28 L	22°, overcast
12/18/88	at Cleveland	23-28 L	22°, overcast

* Playoff game

TEN LARGEST MARGINS...

...OF VICTORY MARGIN

MARGIN	SCORE	DATE	OPPONENT
1. 55 points	55-0	9/9/61	OAKLAND
2. 47 points	47-0	11/6/77	CHICAGO
3. 44 points	58-14	12/9/90	CLEVELAND
4. 42 points	55-13	11/5/61	at Denver
5. 39 points	56-17	10/14/62	N.Y. TITANS
6. 38 points	45-7	9/3/66	DENVER
7. 36 points	49-13	11/19/61	N.Y. TITANS
8. 35 points	41-6	12/11/88	CINCINNATI
9. 34 points	44-10	12/15/62	at N.Y. Titans
10. 32 points	39-7	10/1/89	MIAMI
32 points	35-3	10/27/91	CINCINNATI

...OF DEFEAT MARGIN

MARGIN	SCORE	DATE	OPPONENT
1. 54 points	61-7	12/17/89	at Cincinnati
2. 44 points	44-0	11/1/70	at St. Louis
44 points	61-17	12/17/72	CINCINNATI
4. 42 points	45-3	11/1/63	at Boston
42 points	52-10	12/20/70	at Dallas
42 points	45-3	9/18/88	at N.Y. Jets
7. 41 points	51-10	10/13/74	at Minnesota
8. 39 points	52-13	9/18/66	at N.Y. Jets
9. 34 points	34-0	10/9/72	OAKLAND
34 points	34-0	11/26/89	at Kansas City

CONSECUTIVE VICTORIES AND LOSSES

CONSECUTIVE VICTORIES

MOST OVERALL

10	10/22/61-9/9/62
7	11/4/62-12/15/62
5	10/28/79-11/22/79
5	10/29/80-11/16/80
4	10/12/75-11/2/75
4	10/6/91-10/27/91

AT HOME

9	12/6/87-11/20/88
9	11/18/90-11/17/91
7	10/22/61-10/14/62
6	10/9/60-9/9/61
6	11/17/68-10/26/69
5	11/9/86-9/13/87

ON ROAD

5	10/29/61-9/9/62
4	10/27/74-12/1/74
4	12/7/75-10/3/76
3	11/4/62-12/15/62
3	11/12/67-9/14/68
3	11/23/68-10/4/69
3	11/12/78-9/2/79

START OF SEASON

3	9/1/91-9/16/91
2	9/11/60-9/19/65
2	9/12/65-9/19/65
2	9/3/66-9/10/66
2	9/21/75-9/28/75
2	9/12/76-9/19/76
2	9/18/77-9/25/77
2	9/6/81-9/13/81
2	9/4/88-9/11/88

CONSECUTIVE LOSSES

MOST OVERALL

18	10/9/72-10/28/73
17	11/21/82-11/6/83
10	9/2/84-11/4/84
9	9/14/64-11/2/64
8	9/14/86-11/2/86

AT HOME

13	10/9/72-12/16/73
9	11/21/82-11/6/83
5	9/2/84-10/28/84
5	12/8/85-10/26/86
4	9/9/68-10/20/68

ON ROAD

*23	9/27/81-11/4/84
11	9/17/72-10/28/73
10	11/21/65-12/18/86
10	11/1/70-11/21/71
8	9/21/86-9/20/87

START OF SEASON

10	9/4/83-11/6/83
10	9/2/84-11/4/84
7	9/16/73-10/28/73
2	9/17/72-9/24/72
2	9/9/90-9/16/90

*NFL record

TOP TEN ATTENDANCE

	DATE	OPPONENT	SCORE	CROWD
Home Games - Tickets Distributed				
1.	12/8/91	Pittsburgh	31-6 W	63,971
2.	12/2/91	Philadelphia	6-13 L	63,760
3.	11/10/91	Dallas	26-23 W	63,721
4.	12/29/91	N.Y. Jets	17-10 W	63,328
5.	11/17/91	Cleveland	28-24 W	62,877
6.	12/23/89	Cleveland	20-24 L	62,458
7.	12/30/90	Pittsburgh	34-14 W	62,425
	9/1/91	L.A. Raiders	47-17 W	62,425
9.	10/21/90	New Orleans	23-10 W	62,326
10.	10/6/91	Denver	42-14 W	62,296

Home Games - Announced

1.	11/10/91	Dallas	26-23 W	63,001
2.	12/2/91	Philadelphia	6-13 L	62,141
3.	12/29/91	N.Y. Jets	17-10 W	61,485
4.	9/1/91	L.A. Raiders	47-17 W	61,367
5.	9/17/91	Kansas City	17-7 W	61,058
6.	11/13/89	Cincinnati	26-24 W	60,694
7.	11/26/90	Buffalo	27-24 W	60,130
8.	10/7/90	San Francisco	21-24 L	59,931
9.	12/8/91	Pittsburgh	31-6 W	59,225
10.	11/19/89	L.A. Raiders	23-7 W	59,198

Road Games - Tickets Distributed

1.	9/15/80	Cleveland	16-7 W	81,047
2.	9/13/81	Cleveland	9-3 W	80,142
3.	1/1/89	Buffalo	10-17 L	80,023
4.	11/10/74	Buffalo	21-9 W	80,020
5.	10/29/89	Cleveland	17-28 L	79,939
6.	12/18/88	Cleveland	23-28 L	79,873
7.	12/24/88	Cleveland	24-23 W	79,508
8.	11/18/90	Cleveland	35-23 W	78,155
9.	11/18/73	Kansas City	14-39 L	78,000
10.	9/24/72	Miami	13-34 L	77,821

Road Games - Announced

1.	9/15/80	Cleveland	16-7 W	80,243
2.	1/1/89	Buffalo	10-17 L	79,532
3.	9/13/81	Cleveland	9-3 W	79,483
4.	11/10/74	Buffalo	21-9 W	79,223
5.	10/29/89	Cleveland	17-28 L	78,765
6.	9/24/72	Miami	13-34 L	77,821
7.	11/18/90	Cleveland	35-23 W	76,726
8.	1/10/88	Denver	10-34 L	75,968
9.	1/4/92	Denver	24-26 L	75,301
10.	12/24/88	Cleveland	24-23 W	74,977



ALL-TIME ATTENDANCE

(Regular Season Games Only)

Year	Home Games	Attendance	Average	Stadium
1960	7	140,136	20,019	Jeppesen
1961	7	195,024	27,861	Jeppesen
1962	7	200,285	28,612	Jeppesen
1963	7	163,372	23,339	Jeppesen
1964	7	141,777	20,254	Jeppesen
1965	7	240,857	34,408	Rice
1966	7	177,896	25,414	Rice
1967	7	185,129	26,447	Rice
1968	7	283,383	40,483	Astrodome
1969	7	309,420	44,203	Astrodome
1970	7	294,425	42,061	Astrodome
1971	7	289,954	41,422	Astrodome
1972	7	285,851	40,836	Astrodome
1973	7	219,386	31,341	Astrodome
1974	7	237,403	33,915	Astrodome
1975	7	336,458	48,065	Astrodome
1976	7	331,895	47,414	Astrodome
1977	7	345,820	49,403	Astrodome
1978	8	411,652	51,457	Astrodome
1979	8	396,580	49,573	Astrodome
1980	8	398,699	49,837	Astrodome
1981	8	355,259	44,407	Astrodome
1982	5	200,340	40,068	Astrodome
1983	8	321,440	40,180	Astrodome
1984	8	323,533	40,442	Astrodome
1985	8	329,445	41,181	Astrodome
1986	8	303,786	37,973	Astrodome
1987	7	259,875	37,125	Astrodome
1988	8	365,981	45,748	Astrodome
1989	8	451,027	56,378	Astrodome
1990	8	449,275	56,159	Astrodome
1991	8	482,726	60,341	Astrodome

Totals 234 9,428,089 40,291

Year	Road Games	Attendance	Average
1960	7	132,804	18,972
1961	7	121,355	17,336
1962	7	94,823	13,546
1963	7	173,863	24,838
1964	7	185,507	26,501
1965	7	209,392	29,913
1966	7	233,659	33,380
1967	7	262,256	37,465
1968	7	285,872	40,839
1969	7	290,442	41,492
1970	7	365,007	52,144
1971	7	368,657	52,665
1972	7	398,939	56,991
1973	7	373,858	53,408
1974	7	377,206	53,887
1975	7	382,317	54,617
1976	7	381,322	54,475
1977	7	375,514	53,645
1978	8	461,075	57,634
1979	8	458,934	57,367
1980	8	499,926	62,491
1981	8	489,853	61,232
1982	4	202,173	50,543
1983	8	385,775	48,222
1984	8	384,111	48,014
1985	8	404,596	50,575
1986	8	389,508	48,689
1987	8	425,828	53,229
1988	8	479,415	59,927
1989	8	438,397	54,800
1990	8	468,544	58,568
1991	8	438,620	54,828

Totals 234 10,939,548 46,750

INDIVIDUAL RECORDS

SERVICE

Most Seasons

Career	16	Elvin Bethea (1968-83)
	12	Gregg Bingham (1973-84)
		Ken Burrough (1971-82)
	11	Zeke Moore (1967-77)
Active	10	Mike Munchak (1982-91)

Most Games (Regular Season Only)

Career	210	Elvin Bethea (1968-83)
	173	Gregg Bingham (1973-84)
	147	Robert Brazile (1975-84)
	145	Zeke Moore (1967-77)
	144	Ken Burrough (1971-82)
Active	136	Bruce Matthews (1983-91)

Most Consecutive Games Played (Regular Season Only)

	147	Robert Brazile (1975-84)
	135	Elvin Bethea (1968-77)
	134	Gregg Bingham (1973-81)

Most Consecutive Starts (Regular Season Only)

	147	Robert Brazile (1975-84)
	135	Elvin Bethea (1968-77)
	134	Gregg Bingham (1973-81)

SCORING

Most Total Points

Career	596	George Blanda (1960-66) 4 TD, 299 PAT, 91 FG
	548	Tony Zendejas (1985-90) 197 PAT, 117 FG
	438	Earl Campbell (1978-84) 73 TD
	392	Toni Fritsch (1977-81) 149 PAT, 81 FG
	330	Skip Butler (1972-77) 120 PAT, 70 FG
Season	115	George Blanda (1960) 4 TD, 46 PAT, 15 FG
		Tony Zendejas (1989) 40 PAT, 25 FG
	114	Earl Campbell (1979) 19 TD
		Tony Zendejas (1988) 48 PAT, 22 FG
Game	30	Billy Cannon (12/10/61 vs. N.Y. Titans) 5 TD
	26	George Blanda (9/18/60 vs. L.A. Chargers) 3 TD, 2 PAT, 1 FG

Most Total Points—Rookie

	92	Tony Zendejas (1985) 29 PAT, 21 FG
	86	Roy Gerela (1969) 29 PAT, 19 FG

Most Seasons, 100 or More Points

	2	George Blanda (1960, 1961)
		Tony Zendejas (1988, 1989)

Most Consecutive Games Scoring Points

	40	George Blanda (1960-63)
--	----	-------------------------

Most Touchdowns

Career	73	Earl Campbell (1978-84)
	51	Charles Hennigan (1960-66)
	48	Kenny Burrough (1971-81)
Season	19	Earl Campbell (1979)
	18	Bill Groman (1961)
Game	5	Billy Cannon (12/10/61 vs. N.Y. Titans)

Most Consecutive Games Scoring TD

	8	Bill Groman (1961)
	5	Hoyle Granger (1967)
		Earl Campbell (1979)

Most Field Goals

Career	117	Tony Zendejas (1985-90)
	91	George Blanda (1960-66)
	81	Toni Fritsch (1977-81)
Season	25	Tony Zendejas (1989)
	22	Tony Zendejas (1986, 1988)
	21	Toni Fritsch (1979)
		Tony Zendejas (1985)
Game	6	Skip Butler (10/12/75 vs. Cleveland)

Longest Field Goal

	55	George Blanda (12/3/61 vs. San Diego)
	54	George Blanda (11/12/62 vs. Oakland)
		Skip Butler (9/19/76 vs. Buffalo)

Most Field Goal Attempts

Career	189	George Blanda (1960-66)
--------	-----	-------------------------

	163	Tony Zendejas (1985-90)
	121	Skip Butler (1972-77)
Season	40	Roy Gerela (1969)
	37	Tony Zendejas (1989)
	34	George Blanda (1960)
		Tony Zendejas (1988)
Game	6	Skip Butler (10/12/75 vs. Cleveland)

Most Consecutive Field Goals

11 Florian Kempf (1983)

Most Consecutive Games With Field Goal

10 George Blanda (1964-65)

George Blanda (1966)

Highest Field Goal Pct.

Season 85.0 Florian Kempf (1983) 17 of 20

84.0 Toni Fritsch (1979) 21 of 25

Most Extra Points

Career 299 George Blanda (1960-66)

197 Tony Zendejas (1985-90)

149 Toni Fritsch (1977-81)

Season 64 George Blanda (1961)

48 George Blanda (1962)

Tony Zendejas (1988)

Game 7 George Blanda (11/5/61 vs. N.Y. Titans)

Teddy Garcia (12/9/90 vs. Cleveland)

Most Consecutive PATs

75 Skip Butler (1972-76)

64 George Blanda (1961-62)

63 George Blanda (1960-61)

RUSHING

Most Yards Rushing

Career 8574 Earl Campbell (1978-84)

3514 Hoyle Granger (1966-70, 72)

3426 Mike Rozier (1985-90)

3288 Charles Tolar (1960-66)

Season 1934 Earl Campbell (1980)

1697 Earl Campbell (1979)

1450 Earl Campbell (1978)

Game 216 Billy Cannon (12/10/61 vs. N.Y. Titans)

206 Earl Campbell (11/16/80 vs. Chicago)

Most Rushing Attempts

Career 1979 Earl Campbell (1978-84)

910 Mike Rozier (1985-90)

908 Charles Tolar (1960-66)

773 Hoyle Granger (1966-70, 72)

Season 373 Earl Campbell (1980)

368 Earl Campbell (1979)

361 Earl Campbell (1981)

Game 39 Earl Campbell (10/11/81 vs. Seattle)

38 Earl Campbell (10/12/80 vs. Denver)

37 Earl Campbell (10/4/81 vs. Cincinnati)

Most Touchdowns Rushing

Career 73 Earl Campbell (1978-84)

27 Mike Rozier (1985-90)

21 Allen Pinkett (1986-91)

Season 19 Earl Campbell (1979)

13 Earl Campbell (1978, 1980)

Game 4 Earl Campbell (11/20/78 vs. Miami)

Lorenzo White (12/9/90 vs. Cleveland)

Most Consecutive Games Touchdowns Rushing

5 Earl Campbell (1979)

4 Earl Campbell (1981)

Alonzo Highsmith (1989)

3 Robert Holmes (1971)

Willie Rodgers (1974)

Earl Campbell (1980, 1981)

Allen Pinkett (1991)

Best Rushing Average

Career 4.56 Hoyle Granger (1966-70, 1972)

(Min. 1,500 yds.) 4.33 Earl Campbell (1978-84)

Season 5.21 Sid Blanks (1964)

5.18 Earl Campbell (1980)

5.05 Hoyle Granger (1967)

Longest Rushing Plays

91t	Sid Blanks (12/13/64 vs. N.Y. Jets)
81t	Earl Campbell (11/20/78 vs. Miami)
80	Larry Moriarty (9/11/83 vs. Raiders)
77	Rob Carpenter (11/27/77 vs. Kansas City)

Most Yards Rushing (Rookie Season)

1450	Earl Campbell (1978)
756	Sid Blanks (1964)

Most Seasons, 1000 Yards

5	Earl Campbell (1978-81, 1983)
---	-------------------------------

Most 100-Yard Games

Season	11	Earl Campbell (1979)
--------	----	----------------------

Most 200-Yard Games

Season	4	Earl Campbell (1980)
--------	---	----------------------

Most Consecutive 100-Yard Games

7	Earl Campbell (1979)
6	Earl Campbell (1980)

PASSING**Most Passing Yards**

Career	27679	Warren Moon (1984-91)
	19149	George Blanda (1960-66)
	16846	Dan Pastorini (1971-79)
	5190	Ken Stabler (1980-81)
Season	4690	Warren Moon (1991)
	4689	Warren Moon (1990)
	3631	Warren Moon (1989)
	3338	Warren Moon (1984)
Game	527	Warren Moon (12/16/90 vs. Kansas City)
	464	George Blanda (10/29/61 vs. Buffalo)

Most Passing Attempts

Career	3680	Warren Moon (1984-91)
	2784	George Blanda (1960-66)
	2767	Dan Pastorini (1971-79)
Season	655	Warren Moon (1991)
	584	Warren Moon (1990)
	505	George Blanda (1964)
	488	Warren Moon (1986)
	464	Warren Moon (1989)
Game	68	George Blanda (11/1/64 vs. Buffalo)
	60	George Blanda (11/7/65 vs. N.Y. Jets)

Most Passes Completed

Career	2105	Warren Moon (1984-91)
	1426	Dan Pastorini (1971-79)
	1347	George Blanda (1960-66)
Season	404	Warren Moon (1991)
	362	Warren Moon (1990)
	293	Ken Stabler (1980)
	280	Warren Moon (1989)
	262	George Blanda (1962)
Game	41	Warren Moon (11/10/91 vs. Dallas)
	37	George Blanda (11/1/64 vs. Buffalo)
	35	Warren Moon (10/13/91 vs. N.Y. Jets)

Most Touchdown Passes

Career	165	George Blanda (1960-66)
	157	Warren Moon (1984-91)
	96	Dan Pastorini (1971-79)
Season	36	George Blanda (1961)
	33	Warren Moon (1990)
	27	George Blanda (1962)
	24	George Blanda (1960, 1963)
Game	7	George Blanda (11/19/61 vs. N.Y. Titans)
	6	George Blanda (10/14/62 vs. N.Y. Titans)

Most Consecutive Games With TD Pass

21	Warren Moon (1990-91)
14	George Blanda (1964-65)

Most Passes Had Intercepted

Career	189	George Blanda (1960-66)
	139	Dan Pastorini (1971-79)
	133	Warren Moon (1984-91)
Season	42	George Blanda (1962)
	28	Ken Stabler (1980)
	26	Warren Moon (1986)
Game	6	George Blanda (9/9/62 vs. Buffalo)
		George Blanda (11/14/65 vs. Denver)

Most Consecutive Attempts Without Interception

130 Warren Moon (1984)

Longest Passing Plays98t Jacky Lee to Willard Dewweall
(1/25/62 vs. San Diego)95t George Blanda to Dick Compton
(12/5/65 vs. Buffalo)92t Jacky Lee to Bill Groman
(11/20/60 vs. Denver)**Highest Passing Percentage**

Career 60.2 Ken Stabler (1980-81)

(Min. 57.2 Warren Moon (1984-91)

400 56.4 Oliver Luck (1982-86)

attempts) 54.8 Gifford Nielsen (1978-83)

Season 64.5 Ken Stabler (1980)

62.0 Warren Moon (1990)

61.7 Warren Moon (1991)

60.3 Warren Moon (1989)

57.9 Ken Stabler (1981)

PASS RECEIVING**Most Receptions**

Career 480 Drew Hill (1986-1991)

410 Charles Hennigan (1960-66)

408 Ken Burrough (1971-81)

371 Ernest Givins (1986-91)

230 Haywood Jeffires (1987-1991)

Season 101 Charles Hennigan (1964)

100 Haywood Jeffires (1991)

90 Drew Hill (1991)

83 Tim Smith (1983)

82 Charles Hennigan (1961)

Game 13 Charles Hennigan (10/13/61 vs. Boston)

Haywood Jeffires (10/13/91 vs. N.Y. Jets)

12 Sid Blanks (9/12/64 vs. San Diego)

Charles Hennigan (11/1/64 vs. Buffalo)

Charles Hennigan (11/29/64 vs. Boston)

Most Consecutive Games With Reception

76 Drew Hill (1986-91)

52 Ken Burrough (1971-77)

36 Ernest Givins (1989-91)

33 Bob McLeod (1961-64)

Most Yards Receiving

Career 7477 Drew Hill (1986-1991)

6907 Ken Burrough (1971-81)

6823 Charles Hennigan (1960-66)

5740 Ernest Givins (1986-91)

3107 Tim Smith (1980-86)

Season 1746 Charles Hennigan (1961)

1546 Charles Hennigan (1964)

Game 272 Charles Hennigan (10/13/61 vs. Boston)

245 Haywood Jeffires (12/16/90 vs. Kansas City)

232 Charles Hennigan (10/29/61 vs. Buffalo)

210 Drew Hill (12/22/85 vs. Indianapolis)

Most Touchdowns Receiving

Career 51 Charles Hennigan (1960-66)

47 Ken Burrough (1971-81)

Drew Hill (1985-91)

32 Bill Groman (1960-62)

Season 17 Bill Groman (1961)

12 Bill Groman (1960)

Charles Hennigan (1961)

Charles Frazier (1966)

Game 3 11 Players, last by Drew Hill (10/30/88 vs.

Washington)

Most Consecutive Games Catching TD Pass

8 Bill Groman (1961)

4 Bill Groman (1960)

Charles Hennigan (1961)

Dave Casper (1982)

Most Seasons, 50 or More Receptions

6 Drew Hill (1985-86, 1988-91)

Ernest Givins (1986-1991)

5 Charles Hennigan (1961-64)

2 Bill Groman (1960-61)

Tim Smith (1983-84)
 Curtis Duncan (1990-1991)
 Haywood Jeffires (1990-1991)

PUNTING

Most Punts

Career	519	Jim Norton (1960-68)
	429	Cliff Parsley (1977-82)
Season	93	Cliff Parsley (1979)
	91	Cliff Parsley (1978)
Game	10	Jim Norton (10/20/63 vs. Buffalo)
		Dan Pastorini (10/15/72 vs. Pittsburgh)
		Dan Pastorini (10/3/76 vs. New Orleans)
		Le Roy Clark (12/11/76 vs. Pittsburgh)
		John James (10/30/83 vs. Cleveland; 9/2/84 vs. Raiders; 11/11/84 vs. Kansas City)

Highest Punting Average

Career	42.3	Jim Norton (1960-68)
(Minimum 100 punts)		Greg Montgomery (1988-91)
Season	45.0	Greg Montgomery (1990)
	44.2	Jim Norton (1965)
	44.0	Greg Montgomery (1989)

Longest Punts

	79	Jim Norton (11/22/64 vs. Kansas City)
	74	Dan Pastorini (10/24/76 vs. Cincinnati)

PUNT RETURNS

Most Punt Returns

Career	155	Billy Johnson (1974-80)
	151	Carl Roaches (1980-84)
Season	47	Carl Roaches (1980)
	40	Billy Johnson (1975)
	39	Carl Roaches (1981)
	38	Billy Johnson (1976)
Game	7	Billy Johnson (9/12/76 vs. Tampa Bay)

Most Touchdown Punt Returns

Career	5	Billy Johnson (1974-80)
Season	3	Billy Johnson (1975)
Game	1	7 players, last time Billy Johnson (12/11/77 vs. Cleveland)

Most Yards Punt Returns

Career	2040	Billy Johnson (1974-80)
	1095	Carl Roaches (1980-84)
	695	Bobby Jancik (1962-67)
Season	612	Billy Johnson (1975)
	539	Billy Johnson (1977)
Game	127	Billy Johnson (10/5/75 vs. Cincinnati)
	104	Billy Johnson (9/22/74 vs. Cleveland)

Best Average Punt Returns

Career	13.2	Billy Johnson (1974-80)
Season	15.4	Billy Johnson (1977)

Longest Punt Returns

	87t	Billy Johnson (10/16/77 vs. Cleveland)
	83t	Billy Johnson (11/16/75 vs. Miami)

KICKOFF RETURNS

Most Kickoff Returns

Career	158	Bobby Jancik (1962-67)
	150	Carl Roaches (1980-84)
	121	Billy Johnson (1974-80)
Season	45	Bobby Jancik (1963)
	38	Jerry LeVias (1969)
Game	8	Bobby Jancik (12/8/63 vs. Boston)
		Bobby Jancik (12/22/63 vs. Oakland)

Most Kickoff Return Yards

Career	4185	Bobby Jancik (1962-67)
	3276	Carl Roaches (1980-84)
	2902	Billy Johnson (1974-80)
Season	1317	Bobby Jancik (1963)
	940	Jerry LeVias (1969)
Game	240	Bobby Jancik (12/22/63 vs. Oakland)
	221	Bobby Jancik (12/8/63 vs. Boston)

Most Touchdown Kickoff Returns

Career	2	Billy Johnson (1974-80)
		Carl Roaches (1980-84)

Season and 1 11 players last by Lorenzo White (12/4/88 vs.
Game (same) Pittsburgh)

Best Average Kickoff Return

Career 26.5 Bobby Jancik (1962-67)
24.0 Billy Johnson (1974-80)
21.8 Carl Roaches (1980-84)
Season 31.2 Ken Hall (1960)
30.3 Bobby Jancik (1962)

Longest Kickoff Returns

104t Ken Hall (10/23/60 vs. N.Y. Titans)
103t Bob Gresham (9/23/73 vs. Cincinnati)
97t Carl Roaches (9/18/83 vs. Pittsburgh)
96t Carl Roaches (10/4/81 vs. Cincinnati)
95t Willie Tullis (9/6/81 vs. Los Angeles Rams)

INTERCEPTIONS

Most Interceptions

Career 45 Jim Norton (1960-68)
30 Freddy Glick (1961-66)
27 Tony Banfield (1960-65)
W.K. Hicks (1964-69)
Season 12 Freddy Glick (1963)
Mike Reinfeldt (1979)
10 Miller Farr (1967)
Game 3 Five players, last by Willie Alexander
(11/14/71 vs. Oakland)

Most Interception Returns For Touchdown

Career 9 Ken Houston (1967-72)
5 Miller Farr (1967-69)
Season 4 Ken Houston (1971)
Game 2 Miller Farr (12/7/68 vs. Buffalo)
Ken Houston (12/19/71 vs. San Diego)

Most Interception Return Yards

Career 650 Ken Houston (1967-72)
592 Jim Norton (1960-68)
457 W.K. Hicks (1964-69)
Season 264 Miller Farr (1967)
220 Ken Houston (1971)
205 Mike Reinfeldt (1979)
Game 128 Miller Farr (10/15/67 vs. N.Y. Jets)

Longest Interception Returns

98t Pete Jaquess (9/16/64 vs. Oakland)
95t Willie Alexander (10/25/77 vs. Green Bay)
90t Mark Johnston (10/27/63 vs. Kansas City)

Most Consecutive Games Intercepting A Pass

5 Pete Jaquess (1964)
4 Freddy Glick (1963)
Jim Norton (1967)
Miller Farr (1967)
Cris Dishman (1991)

COMBINED YARDS

Career 9349 Earl Campbell (1978-84) (8574 rushing, 718 receiving, 57 passing)
7421 Ken Burrough (1971-81) (6907 receiving, 455 kickoffs, 59 rushing)
6823 Charlie Hennigan (1960-66) (All receiving)
Season 2043 Billy Cannon 1961 (948 rushing, 586 receiving, 70 punt ret., 439 kickoff ret.)
2038 Earl Campbell 1980 (1934 rushing, 47 receiving, 57 passing)
1820 Billy Johnson 1975 (798 kickoff ret., 612 punt ret., 393 receiving, 17 rushing)
Game 373 Billy Cannon (12/10/61 vs. N.Y. Titans)

TEAM RECORDS

GAMES WON

Most Consecutive Games Won	10 (1962-1963)
Most Games Won, One Season	11 (1962, 1979, 1980, 1991)
Most Consecutive Games Won, Start of Season	3 (1991)
Most Home Games Won	7 (1988, 1991)
Most Consecutive Home Games Won	9 (1987-88, 1990-91)
Most Consecutive Road Games Won	5 (1961-1962)

GAMES LOST

Most Consecutive Games Lost	18 (1972-1973)
Most Games Lost, One Season	14 (1983)
Most Consecutive Games Lost, Start of Season	10 (1983, 1984)
Most Consecutive Home Games Lost	13 (1972-73)
Most Consecutive Road Games Lost	23 (1981-1984)

OFFENSE SCORING

Most Points	Season 513 (1961)
Game	58 (12/9/90 vs. Cleveland)
Fewest Points	Season 136 (1982, 9 games)
	199 (1967)
Fewest Points Allowed	Season 199 (1967)
Most Points, Both Teams	Game 101 (12/22/63, Houston 49 vs. Oakland 52)
Fewest Points, Both Teams	Game 6 (12/14/80, Houston 6, Pittsburgh 0)
Most Touchdowns	Season 66 (1961)
Game	8 (10/14/62 vs. N.Y. Titans) (12/9/90 vs. Cleveland)
Fewest Touchdowns	Season 18 (1967)
Most Touchdowns Rushing	Season 26 (1988)
Game	5 (9/18/60 vs. L.A. Chargers)
Most Touchdowns Passing	Season 48 (1961)
	37 (1990)
Game	7 (11/19/61 vs. N.Y. Titans) (10/14/62 vs. N.Y. Titans)
Fewest Touchdowns Passing	Season 10 (1972)
Most Points after Touchdowns	Season 65 (1961)
Game	7 (11/5/61 vs. Denver) (12/9/90 vs. Cleveland)
Most Field Goals	Season 26 (1987)
	25 (1989)
Game	5 (9/28/69 vs. Miami)
Fewest Field Goals	Season 8 (1968)
Largest Margin of Victory	Game 55 (9/9/61 Houston 55, Oakland 0)
Most Consecutive Games Scoring	118 (1960-1969)
Largest Deficit Overcome to Win Game	23 (10/12/78 vs. New England)
Most Points Each Quarter	First 21 (11/19/61 vs. N.Y. Titans)
Second	31 (12/9/90 vs. Cleveland)
Third	28 (12/19/61 vs. San Diego, 10/24/65

	vs. Kansas City)
Fourth	24 (11/26/61 vs. Denver)
Most Points in a Half	45 (12/9/90 vs. Cleveland)
Overtime Wins	30-27 (9/23/79 vs. Cincinnati)
	27-24 (10/28/79 vs. N.Y. Jets)
	23-20 (12/2/84 vs. Pittsburgh)
	23-20 (1/3/88 vs. Seattle)
	17-14 (9/4/88 vs. Indianapolis)
	26-23 (11/10/91 vs. Dallas)

FIRST DOWNS

Most First Downs	Season 376 (1990)
Game	34 (12/9/90 vs. Cleveland)
Most First Downs, Both Teams	Game 56 (9/24/89, vs. Houston 11, Buffalo 23)
Most First Downs Rushing	Season 155 (1980)
Game	17 (9/23/72 vs. San Diego) (12/14/80 vs. Green Bay)
Most First Downs Passing	Season 251 (1990)
Game	24 (11/1/64 vs. Buffalo)
Most First Down Penalties	Season 30 (1989)
Fewest First Down Penalties	Season 5 (1982, 9 games)
	10 (1967)
Fewest First Downs Rushing	Season 52 (1982, 9 games)
	62 (1971)
Game	0 (4 times, last 11/1/63 vs. Boston)
Fewest First Downs Passing	Season 81 (1982, 9 games)
	86 (1967)
Game	0 (10/14/81 vs. Cincinnati) (11/10/85 vs. Buffalo)

YARDS

Most Net Yards Gained	Season 6,288 (1961)
Game	583 (11/10/91 vs. Dallas)
Fewest Net Yards Gained	Season 2,373 (1982, 9 games)
	3,191 (1972)
Game	83 (12/9/73 vs. Pittsburgh)

RUSHING

Most Yard Gained Rushing	Season 2635 (1980)
Game	279 (12/3/67 vs. Miami)
Fewest Yards Gained Rushing	Season 799 (1982, 9 games)
	1,106 (1971)
Game	19 (11/1/63 vs. Boston) (12/12/65 vs. San Diego)
Most Rushing Attempts	Season 616 (1979)
Game	56 (9/28/75 vs. N.Y. Giants)
Fewest Rushing Attempts	Season 225 (1982, 9 games)
	324 (1965)
Game	7 (12/8/85 vs. N.Y. Giants)

PASSING

Most Yards Gained Passing	Season 5,072 (1990)
Game	527 (12/16/90 vs. Kansas City)
Fewest Yards Gained Passing	Season 1,390 (1967)
Game	14 (10/23/77 vs. Pittsburgh)
Most Passes Attempted	Season 667 (1991)
Game	68 (11/1/64 vs. Buffalo, 37 completed)

Fewest Passes Attempted

Season 287 (1982, 9 games)
 333 (1967)
 Game 6 (10/4/81 vs. Cincinnati)

Most Passes Completed

Season 411 (1991)
 Game 37 (11/1/64 vs. Buffalo)

Fewest Passes Completed

Season 144 (1967)
 Game 1 (10/4/81 vs. Cincinnati)

Most Passes Attempted, Both Teams

Game 97 (12/2/62, Houston 44 vs. Denver 53)

PUNTING**Most Punts**

Season 93 (1979)
 Game 11 (12/11/76 vs. Pittsburgh)

Fewest Punts

Season 34 (1990)
 Game 0 (9/9/62 vs. Buffalo, 11/5/89 vs. Detroit, 10/14/90 vs. Cincinnati, 11/26/90 vs. Buffalo, 10/27/91 vs. Cincinnati)

Highest Punting Average

Season 45.0 (1990)

PUNT RETURNS**Most Punt Returns**

Season 52 (1968)
 Game 10 (9/12/76 vs. Tampa Bay)

Most Yards

Season 620 (1975)

Most Touchdowns

Season 3 (1975)

Fewest Punt Returns

Season 15 (1960)

Fewest Yards

Season 104 (1982, 9 games)
 118 (1961)

Highest Average

Season 15.4 (1977)

KICKOFF RETURNS**Most Kickoff Returns**

Season 83 (1983)
 Game 10 (12/22/63 vs. Oakland)
 (12/17/89 vs. Cincinnati)

Most Yards

Season 1721 (1981)

Most Touchdowns

Season 2 (1960, 1981, 1983)

Fewest Kickoff Returns

Season 43 (1961)

Fewest Yards

Season 835 (1991)

Highest Average

Season 25.9 (1962)

PENALTIES**Most Penalties**

Season 148 (1989)
 Game 16 (11/26/89 vs. Kansas City)

Most Penalty Yards

Season 1150 (1985, 1988)
 Game 188 (10/6/85 vs. Denver)

Fewest Penalties

Season 52 (1982, 9 games)
 58 (1963)
 Game 0 (3 times, last 11/1/64 vs. Buffalo)

Fewest Penalty Yards

Season 424 (1982)

FUMBLES**Most Fumbles**

Season 41 (1985)
 Game 8 (12/9/73 vs. Pittsburgh)

Most Fumbles Lost

Season 24 (1963)
 Game 5 (12/9/73 vs. Pittsburgh)
 (12/2/91 vs. Philadelphia)

Fewest Fumbles

Season 14 (1982, 9 games)

17 (1962)

Fewest Fumbles Lost

Season 7 (1968)

Most Opponents' Fumbles**Recovered**

Season 28 (1977)
 Game 7 (10/12/69 vs. Kansas City)

DEFENSE SCORING**Points Allowed-Season**

Fewest 199 (1967)
 Most 460 (1983)
 Game 61 (12/17/89 vs. Cincinnati)

Touchdowns Allowed-Season

Fewest 18 (1967)
 Most 53 (1983)

Touchdowns Allowed-Rushing Season

Fewest 6 (1960)
 Most 27 (1984)

Touchdowns Allowed Passing-Season

Fewest 10 (1967)
 Most 35 (1966)

SHUTOUTS**Most Shutouts**

Season 2 (1966, 1977)

Most Shutouts Against

Season 2 (1972, 1985)

FIRST DOWNS**First Downs Allowed-Season**

Fewest 183 (1969)
 Most 356 (1985)

First Downs Allowed Rushing-Season

Fewest 67 (1982)
 Most 147 (1972)

First Downs Allowed Passing-Season

Fewest 89 (1976)
 Most 170 (1988)

First Downs Allowed By Penalty-Season

Fewest 13 (1968, 1969)
 Most 48 (1985)

NET YARDS**Net Yards Allowed-Season**

Fewest 3375 (1968)
 Most 6155 (1985)

Net Yards Allowed Rushing-Season

Fewest 1027 (1960)
 Most 2814 (1985)

Net Yards Allowed Passing

Fewest 1671 (1968)
 Most 3784 (1960)

INTERCEPTIONS**Most Interceptions**

Season 36 (1963)
 35 (1962)
 Game 6 (5 times, last 11/1/63 vs. Boston)

Fewest Interceptions

Season 3 (1982, 9 games)
 13 (1984)

Most Interception Return Yards

Season 676 (1962)
 Game 245 (10/15/67 vs. N. Y. Jets)

Most Interceptions by Opponent

Season 48 (1962)
 Game 6 (11/30/86 vs. Cleveland)

Most Touchdowns by Interception

Season 7 (1967)
 Game 3 (12/19/71 vs. San Diego)

Most Passes Intercepted, Both Teams

Game 13 (Houston 5, Denver 8, 12/2/62)

OPPONENT INDIVIDUAL RECORDS

(All records are single game performances)

SCORING

Most Total Points

- 24 Art Powell (12/22/63, Oakland)
- 18 9 times, last by James Brooks (10/23/88, Cincinnati)

Most Touchdowns

- 4 Art Powell (12/22/63, Oakland)
- 3 6 times, last by James Brooks (10/23/88, Cincinnati)

Most Field Goals

- 6 Tom Dempsey (11/12/72, Philadelphia)
- 5 Jim Breech (11/1/87, Cincinnati)
- 4 Eren Herrera (10/5/80, Seattle)
- Jim Turner (10/20/69 N.Y. Jets)
- Roy Gerela (12/9/73, Pittsburgh)
- Greg Davis (9/9/90, Atlanta)
- Gary Anderson (11/24/91, Pittsburgh)

Most Field Goal Attempts

- 7 Tom Dempsey (11/12/72, Philadelphia)
- 6 Roy Gerela (12/9/73, Pittsburgh)
- Jim Breech (11/1/87, Cincinnati)

Longest Field Goal

- 55 Chris Bahr (9/23/79, Cincinnati)
- Matt Stover (11/17/91, Cleveland)
- 54 Jan Stenerud (9/9/67, Kansas City)
- Gary Anderson (12/8/91, Pittsburgh)
- Matt Bahr (12/16/91, N.Y. Giants)

Most PATs

- 7 Cotton Davidson (12/22/63, Oakland)

Most PAT Attempts

- 7 Cotton Davidson (12/22/63, Oakland)
- 6 Tom Dempsey (11/12/72, Philadelphia)

RUSHING

Most Yards

- 215 Eric Dickerson (12/9/84, L.A. Rams)
- 201 James Brooks (12/23/90, Cincinnati)
- 193 Joe Delaney (11/15/81, Kansas City)

Most Attempts

- 32 Greg Pruitt (12/3/81, Cleveland)
- Tony Collins (11/28/82, New England)
- 31 Matt Snell (10/17/64, N.Y. Jets)
- Otis Armstrong (12/8/74, Denver)

Most Touchdowns Rushing

- 3 6 times, last by James Brooks (11/23/88, Cincinnati)

Longest Rushing Plays

- 90t Wilbert Montgomery (12/19/82, Philadelphia)
- 80t Wray Carlton (12/5/65, Buffalo)
- 79 Bill Mathis (11/21/65, N.Y. Jets)

PASSING

Most Yards

- 407 Tom Flores (12/22/63, Oakland)
- 389 Jim McMahon (9/17/89, San Diego)
- 387 Boomer Esiason (11/1/87, Cincinnati)

Most Attempts

- 53 Mickey Slaughter (12/20/64, Denver)
- Tommy Kramer (12/20/80, Minnesota)
- Brian Sipe (9/13/81, Cleveland)
- 52 3 times, last by Boomer Esiason (10/20/85, Cincinnati)

Most Passes Completed

- 34 Mickey Slaughter (12/20/64, Denver)
- 30 Frank Tripucka (11/6/60, Denver)
- Ken Anderson (10/27/74, Cincinnati)
- Boomer Esiason (10/20/85, Cincinnati)

Most Touchdowns

- 6 Tom Flores (12/22/63, Oakland)
- 5 Joe Namath (9/18/66, N.Y. Jets)
- Craig Morton (12/20/70, Dallas)
- Jim Kelly (9/24/89, Buffalo)
- 4 5 times, last by Boomer Esiason (12/17/89, Cincinnati)

Most Passes Had Intercepted

- 6 Joe Namath (10/15/67, N.Y. Jets)
- 5 Rick Norton (11/23/69, Miami)
- 4 3 times, last by Tommy Kramer (12/20/80, Minnesota)

Longest Passing Plays

- 94t Jack Kemp to Glenn Bass (10/11/64, Buffalo)
- 90t John McCormick to Bob Scarpitto (10/17/65 Denver)
- 87t Bobby Douglas to George Farmer (9/4/71, Chicago)

PASS RECEIVING

Most Receptions

- 11 Robert Scarpitto (12/20/64, Denver)
Don Maynard (10/9/60, N.Y. Titans)
- 10 15 times, last by Leroy Hoard (12/15/91, Cleveland)

Most Yards Receiving

- 247 Art Powell (12/22/63, Oakland)
- 212 Don Maynard (10/20/69, N.Y. Jets)
- 210 Bake Turner (10/10/63, N.Y. Jets)

Most Touchdowns Receiving

- 4 Art Powell (12/22/63, Oakland)
Bob Hayes (12/20/70, Dallas)
- 3 3 times, last by Wesley Walker (9/18/88, N.Y. Jets)

PUNTING

Most Punts

- 11 Wayne Crow (9/11/60, Oakland)
Bob Parsons (11/6/77, Chicago)
- 10 3 times, last by Johnny Evans (11/5/78, Cleveland)

Most Yards

- 476 Bob Parsons (11/6/77, Chicago)
- 407 Johnny Evans (11/5/78, Cleveland)
- 398 Jim Arnold (11/11/84, Kansas City)

Highest Average (5 punts minimum)

- 55.1 Paul Maguire (9/21/69, Buffalo)
- 53.8 Lee Johnson (10/27/91, Cincinnati)
- 46.4 Dale Hatcher (9/13/87, L.A. Rams)

Longest Punts

- 78 Paul Maguire (9/21/69, Buffalo)
Marv Bateman (9/19/76, Buffalo)
- 72 Ray Guy (12/2/73, Oakland)

PUNT RETURNS

Most Returns

- 7 Mike Fuller (12/17/78, San Diego)
Ron Fellows (12/13/82, Dallas)
- 6 4 times, last by Rick Upchurch (12/4/77, Denver)

Most Yards

- 93 Bill Baird (10/10/63, N.Y. Jets)
- 85 Jon Stagers (11/19/72, Green Bay)
- 82 Keith Moody (10/15/78, Buffalo)

Longest Returns

- 93t Bill Baird (11/10/63, N.Y. Jets)
- 85t Jon Stagers (11/19/72, Green Bay)
- 82t Keith Moody (10/15/78, Buffalo)

Most Touchdowns

- 1 Bill Baird (10/10/63, N.Y. Jets)
Jon Stagers (11/19/72, Green Bay)
Keith Moody (10/15/78, Buffalo)
Rod Woodson (9/16/90, Pittsburgh)

KICKOFF RETURNS

Most Returns

- 8 Brian Baschnagel (11/6/77, Chicago)
- 7 Bo Roberson (12/22/63, Oakland)
- 6 6 times, last by Sam Graddy (9/1/91, L.A. Raiders)

Most Yards

- 185 Brian Baschnagel (11/6/77, Chicago)
- 165 Eric Metcalf (12/9/90, Cleveland)
- 145 Mike Martin (10/20/85, Cincinnati)

Longest Returns

- 101t Eric Metcalf (12/9/90, Cleveland)
- 100t Art Baker (9/9/62, Buffalo)
Goldie Sellers (10/2/66, Denver)
- 97t Marc Logan (10/1/89, Miami)

Most Touchdowns

- 1 6 times, last by Eric Metcalf (12/9/90, Cleveland)

INTERCEPTIONS

Most Interceptions

- 4 Bobby Hunt (10/4/64, Kansas City)
- 3 4 times, last by David Fulcher (12/17/89, Cincinnati)

Most Interception Return Yards

- 177 Charlie McNeil (9/24/61, San Diego)
- 108 Bobby Hunt (10/4/64, Kansas City)

Longest Interception Returns

- 98t Bob Suci (11/1/63, Boston)
- 91t Booker Edgerson (11/1/64, Buffalo)
- 86t Glen Edwards (9/30/73, Pittsburgh)

Most Interception Returns for Touchdowns

- 1 19 times, last by David Johnson (9/16/90, Pittsburgh)

PLAYOFF INDIVIDUAL RECORDS

SCORING

Most Total Points

Career	42	Ernest Givins (7 TDs receiving)
	35	Toni Fritsch (11 PAT, 8 FG)
	33	Tony Zendejas (9 PAT, 8 FG)
	24	Earl Campbell (4 TDs rushing)
Game	12	Mike Barber (12/31/78 vs. New England)
		Allen Pinkett (12/24/88 vs. Cleveland)
		Ernest Givins (12/31/89 vs. Pittsburgh)
		Ernest Givins (1/6/91 vs. Cincinnati)
		Ernest Givins (12/29/91 vs. N.Y. Jets)

Most Touchdowns

Career	7	Ernest Givins (all receiving)
	4	Earl Campbell (all rushing)
	2	Four players tied (Billy Cannon, Mike Barber, Mike Rozier, Allen Pinkett)
Game	2	Mike Barber (12/31/78 vs. New England)
		Allen Pinkett (12/24/88 vs. Cleveland)
		Ernest Givins (12/31/89 vs. Pittsburgh)
		Ernest Givins (1/6/91 vs. Cincinnati)

Most Field Goals

Career	8	Toni Fritsch
		Tony Zendejas
	3	George Blanda
Game	3	Tony Zendejas (1/3/88 vs. Seattle, 12/31/89 vs. Pittsburgh)
	2	Toni Fritsch (12/24/79 vs. Denver, 1/6/80 vs. Pittsburgh)

Most Field Goal Attempts

Career	14	Toni Fritsch
		Tony Zendejas
	4	George Blanda
		Al Del Greco
Game	5	Tony Zendejas (1/3/88 vs. Seattle)
	4	Tony Zendejas (12/31/89 vs. Pittsburgh)
	3	Tony Zendejas (1/1/89 vs. Buffalo)

Most Extra Points

Career	11	Toni Fritsch
	9	Tony Zendejas
	6	George Blanda
Game	4	Toni Fritsch (12/31/78 vs. New England)
	3	George Blanda (1/1/61 vs. Los Angeles)
		Tony Zendejas (12/24/88 vs. Cleveland)
		Al Del Greco (1/4/92 vs. Denver)

RUSHING

Most Yards Rushing

Career	420	Earl Campbell
	213	Allen Pinkett
	189	Lorenzo White
Game	118	Earl Campbell (12/24/78 vs. Miami)
	91	Earl Campbell (12/28/80 vs. Oakland)
	84	Earl Campbell (12/31/78 vs. New England)

Most Rushing Attempts

Career	135	Earl Campbell (6 games)
	57	Lorenzo White (6 games)
	53	Tim Wilson (6 games)
Game	27	Earl Campbell (12/31/78 vs. New England)
		Earl Campbell (12/28/80 vs. Oakland)
	26	Earl Campbell (12/24/78 vs. Miami)

Most Touchdowns

Career	4	Earl Campbell
	2	Mike Rozier
	1	Four players (Charles Tolar, Boobie Clark, Allen Pinkett, Lorenzo White)
Game	1	10 different times

Best Average

Career	4.5	Allen Pinkett
	3.3	Tim Wilson
	3.1	Three tied (Billy Cannon, Earl Campbell, Mike Rozier)
Game (15 or more attempts)	4.4	Earl Campbell (12/31/78 vs. New England, 27-118)
	3.7	Rob Carpenter (12/29/79 vs. San Diego, 18-67)
	3.4	Earl Campbell (12/28/80 vs. Oakland, 27-91)

Longest Plays

	35	Earl Campbell (12/31/78 vs. New England)
	31	Alonzo Highsmith (1/1/89 vs. Buffalo)
	27	Allen Pinkett (12/24/88 vs. Cleveland)

PASSING**Most Yards**

Career	1901	Warren Moon
	954	Dan Pastorini
	722	George Blanda
Game	325	Warren Moon (1/4/92 vs. Denver)
	315	Warren Moon (12/31/89 vs. Pittsburgh)
	306	Dan Pastorini (12/24/78 vs. Miami)

Most Attempts

Career	258	Warren Moon (7 games)
	117	George Blanda (3 games)
	116	Dan Pastorini (5 games)
Game	48	Warren Moon (12/31/89 vs. Pittsburgh)
	46	George Blanda (12/23/62 vs. Dallas)
		Pete Beathard (12/21/69 vs. Oakland)

Most Completions

Career	162	Warren Moon (7 games)
	71	Dan Pastorini (5 games)
	57	George Blanda (3 games)
Game	29	Warren Moon (12/31/89 vs. Pittsburgh)
	28	Warren Moon (12/29/91 vs. N.Y. Jets)
	27	Warren Moon (1/4/92 vs. Denver)

Most Touchdown Passes

Career	10	Warren Moon
	5	George Blanda
	4	Dan Pastorini
Game	3	George Blanda (1/1/61 vs. Los Angeles)
		Dan Pastorini (12/31/78 vs. New England)
		Warren Moon (1/4/92 vs. Denver),
	2	Warren Moon (12/31/89 vs. Pittsburgh)
		Cody Carlson (1/6/91 vs. Cincinnati)
		Warren Moon (12/29/91 vs. N.Y. Jets)

Most Passes Had Intercepted

Career	10	George Blanda
	9	Warren Moon
	8	Dan Pastorini
Game	5	George Blanda (12/24/61 vs. San Diego)
		George Blanda (12/23/62 vs. Dallas)
		Dan Pastorini (1/7/79 vs. Pittsburgh)

Longest Passing Plays

	88t	George Blanda to Billy Cannon (1/1/61 vs. Los Angeles)
	71t	Dan Pastorini to Ken Burrough (12/31/78 vs. New England)
	55	Dan Pastorini to Mike Barber (12/24/78 vs. Miami)

Highest Passing Percentage

Career	62.8%	Warren Moon
	61.2%	Dan Pastorini
	48.7%	George Blanda
Game	80.0%	Dan Pastorini (12/31/78 vs. New England)
	75.0%	Warren Moon (1/4/92 vs. Denver)
	70.0%	Warren Moon (12/29/91 vs. N.Y. Jets)

PASS RECEIVING**Most Receptions**

Career	44	Ernest Givins
	38	Drew Hill
	24	Tim Wilson
		Haywood Jeffires
Game	11	Ernest Givins (12/31/89 vs. Pittsburgh)
	9	Drew Hill (12/29/91 vs. N.Y. Jets)
	7	Alvin Reed (12/21/69 vs. Oakland)
		Tim Wilson (1/6/80 vs. Pittsburgh)
		Ernest Givins (1/3/88 vs. Seattle)
		Haywood Jeffires (1/4/92 vs. Denver)

Most Yards

Career	594	Ernest Givins
	513	Drew Hill
	327	Haywood Jeffires
Game	136	Ernest Givins (12/31/89 vs. Pittsburgh)
	112	Mike Barber (12/24/78 vs. Miami)
	111	Ernest Givins (1/4/92 vs. Denver)
	103	Ken Burrough (12/24/78 vs. Miami)

Most Touchdowns

Career	7	Ernest Givins
	2	Mike Barber
		Billy Cannon
Game	2	Mike Barber (12/31/78 vs. New England)
		Ernest Givins (12/31/89 vs. Pittsburgh)
		Ernest Givins (1/6/91 vs. Cincinnati)
		Ernest Givins (12/29/91 vs. N.Y. Jets)

Longest Reception

88t	Billy Cannon (1/1/61 vs. Los Angeles)
71t	Ken Burrough (12/24/78 vs. Miami)
55	Mike Barber (12/31/78 vs. New England)

Best Average Per Catch

Career	22.1	Mike Barber (14-309)
(14 or	13.6	Haywood Jeffires (24-327)
more rec.)	13.5	Drew Hill (38-513)
		Ernest Givins (44-594)
Game (5	18.6	Drew Hill (1/10/88 vs. Denver, 5-93)
or more	18.5	Ernest Givins (1/4/92 vs. Denver, 6-111)
rec.)	17.2	Ken Burrough (12/24/78 vs. Miami, 6-103)

PUNTING**Most Punts**

Career	31	Cliff Parsley (6 games)
	20	Greg Montgomery (6 games)
	18	Jim Norton (3 games)
Game	11	Jim Norton (12/31/67 vs. Oakland)
		Ode Burrell (12/21/69 vs. Oakland)
	6	Cliff Parsley (12/31/78 vs. New England, 12/29/79 vs. San Diego)
		Greg Montgomery (1/6/91 vs. Cincinnati)

Most Yards Punting

Career	1215	Cliff Parsley
	857	Greg Montgomery
	707	Jim Norton
Game	465	Ode Burrell (12/21/69 vs. Oakland)
	423	Jim Norton (12/31/67 vs. Oakland)
	256	Greg Montgomery (1/6/91 vs. Cincinnati)

Best Average

Career (5	42.9	Greg Montgomery (20-857)
or more	42.3	Ode Burrell (11-465)
punts)	39.8	Jeff Gossett (6-239)
Game (5	44.6	Greg Montgomery (5-223, 1/1/89 vs. Buffalo)
or more	44.0	Cliff Parsley (5-220, 12/24/78 vs. Miami)
punts)	43.2	Cliff Parsley (5-216, 12/23/79 vs. Denver)

Longest Punts

57	Ode Burrell (12/21/69 vs. Oakland)
	Jeff Gossett (1/10/88 vs. Denver)
53	Jim Norton (12/24/61 vs. San Diego)

PUNT RETURNS**Most Punt Returns**

Career	9	Richard Ellender (3 games)
	5	Robert Woods (2 games)
		Kenny Johnson (3 games)
Game	5	Richard Ellender (42 yds., 12/23/79 vs. Denver)
	4	Kenny Johnson (27 yds., 1/3/88 vs. Seattle)
	3	Richard Ellender (8 yds., 1/6/80 vs. Pittsburgh)

Most Yards

Career	75	Richard Ellender
	27	Kenny Johnson
		Bobby Gordon
Game	42	Richard Ellender (12/23/79 vs. Denver)
	27	Kenny Johnson (1/3/88 vs. Seattle)
		Bobby Gordon (1/1/61 vs. Los Angeles)

Most Touchdowns

None

Best Average

Career	8.3	Richard Ellender (9-75)
(5 or more ret.)	5.4	Kenny Johnson (5-27)
Game	3.6	Robert Woods (5-18)
(3 or more ret.)	8.5	Richard Ellender (5-42, 12/23/79 vs. Denver)
	6.8	Kenny Johnson (4-27, 1/3/88 vs. Seattle)
	3.7	Robert Woods (3-11, 12/24/78 vs. Miami)

Longest Returns

27	Bobby Gordon (1/1/61 vs. Los Angeles)
25	Richard Ellender (12/29/79 vs. San Diego)
19	Gerald McNeil (1/6/91 vs. Cincinnati)

KICKOFF RETURNS

Most Kickoff Returns

Career	13	Allen Pinkett (8 games)
	9	Bobby Jancik (3 games)
	7	Lorenzo White (6 games)
Game	5	Bobby Jancik (12/23/62 vs. Dallas)
	4	Five players

Most Yards

Career	239	Bobby Jancik
	221	Allen Pinkett
	108	Lorenzo White
Game	100	Bobby Jancik (12/31/67 vs. Oakland)
	87	Zeke Moore (12/31/67 vs. Oakland)
	81	Billy Cannon (1/1/61 vs. Los Angeles)

Most Touchdowns

None

Longest Kickoff Returns

48	Bobby Jancik (12/23/62 vs. Dallas)
42	Billy Cannon (1/1/61 vs. Los Angeles)
40	Robert Woods (12/24/78 vs. Miami)

Best Average

Career	26.6	Bobby Jancik
(5 or more ret.)	20.8	Robert Woods
Game	17.0	Allen Pinkett
(3 or more ret.)	29.0	Zeke Moore (3-87, 12/31/67 vs. Oakland)
	27.8	Bobby Jancik (5-139, 12/23/62 vs. Dallas)
	27.0	Billy Cannon (3-81, 1/1/61 vs. Los Angeles)

INTERCEPTIONS

Most Interceptions

Career	5	Vernon Perry
	4	Mike Reinfeldt
	2	Gregg Bingham
		Bubba McDowell
		Richard Johnson
Game	4	Vernon Perry (12/29/79 vs. San Diego, NFL record)
	2	Bubba McDowell (12/29/91 vs. N.Y. Jets)
		Mike Reinfeldt (12/31/78 vs. New England)
	1	26 players

Most Return Yards

Career	75	Vernon Perry
	35	Mike Reinfeldt
	32	Bubba McDowell
Game	75	Vernon Perry (1/6/80 vs. Pittsburgh)
	32	Bubba McDowell (12/29/91 vs. N.Y. Jets)
	27	Mike Reinfeldt (12/31/78 vs. New England)
		Bobby Gordon (1/1/61 vs. Los Angeles)

Most Touchdown Returns

Career	1	Vernon Perry (75 yds., 1/6/80 vs. Pittsburgh)
--------	---	---

Longest Returns

75	Vernon Perry (1/6/80 vs. Pittsburgh)
31	Bubba McDowell (12/29/91 vs. N.Y. Jets)
27	Bobby Gordon (1/1/61 vs. Los Angeles)
	Mike Reinfeldt (12/31/78 vs. New England)

PLAYOFF TEAM RECORDS

(All records are single game unless otherwise indicated)

SCORING

Most Points

31 (12/31/78 vs. New England)

Most Points Against

56 (12/21/69, Oakland)

Most Points, Both Teams

63 (12/21/63, Oakland 56, Houston 7)

Fewest Points Both Teams

13 (12/24/61, Houston 10, San Diego 3)

Most Points Each Half (by Houston)

1st Half 21 (12/31/78 vs. New England)

(1/4/92 vs. Denver)

2nd Half 17 (12/23/62 vs. Dallas)

(12/31/89 vs. Pittsburgh)

Most Points Each Half (by Opponent)

1st Half 35 (12/21/69, Oakland)

2nd Half 23 (12/31/67, Oakland)

Most Points Each Quarter (by Houston)

1st 14 (1/4/92 vs. Denver)

2nd 21 (12/31/78 vs. New England)

3rd 7 (5 times last 1/3/88 vs. Seattle)

4th 14 (12/31/89 vs. Pittsburgh)

Most Points Each quarter (by Opponent)

1st 28 (12/21/69, Oakland)

2nd 17 (1/7/79, Pittsburgh)

3rd 14 (12/21/69, Oakland) (1/6/91, Cincinnati)

4th 17 (12/28/80, Oakland)

TOUCHDOWNS

Most Touchdowns

4 (12/31/78 vs. New England)

Most Touchdowns Against

8 (12/21/69, Oakland)

Most Touchdowns, Both Teams

9 (12/21/69, Oakland 8, Houston 1)

Fewest Touchdowns, Both Teams

1 (12/24/61, Houston 1, San Diego 0)

MOST PATS

Most PATs

4 (12/31/78 vs. New England)

Most PATs Against

8 (12/21/69, Oakland, tied NFL record)

Most PATs, Both Teams

9 (12/21/69, Oakland 8, Houston 1)

Fewest PATs, Both Teams

1 (12/24/61, Houston 1, San Diego 0)

FIELD GOALS

Most Field Goals

3 (1/3/88 vs. Seattle) (12/31/89 vs. Pittsburgh)

Most Field Goals Against

4 (12/31/67, Oakland) (12/31/89, Pittsburgh)

Most Field Goals, Both Teams

7 (12/31/89, Pittsburgh 4, Houston 3)

Most Field Goals Attempted

5 (1/3/88 vs. Seattle)

Most Field Goals Attempted Against

4 (1/7/79, Pittsburgh) (12/31/89, Pittsburgh)

Most Field Goals Attempted, Both Teams

8 (12/31/89 vs. Pittsburgh)

SAFETIES

Most Safeties

1 (1/7/79 vs. Pittsburgh)

Most Safeties Against

None

FIRST DOWNS

Most First Downs

27 (1/3/88, Seattle)

Most First Downs Against

26 (1/4/92 vs. Denver)

Fewest First Downs

10 (12/31/67 vs. Oakland) (1/7/79 vs. Pittsburgh)

Fewest First Downs by Opponent

11 (1/3/88, Seattle)

Most First Downs, Both Teams

49 (1/4/92 Denver 26, Houston 23)

Fewest First Downs, Both Teams

28 (12/31/67, Oakland 18, Houston 10)

Most First Downs Rushing

11 (12/31/78 vs. New England)

Most First Downs Rushing by Opponent

15 (1/6/91, Cincinnati)

Fewest First Downs Rushing

1 (12/21/69 vs. Oakland)

Fewest First Downs Rushing by Opponent

1 (1/3/88, Seattle)

Fewest First Downs Rushing, Both Teams

6 (12/21/69, Oakland 5, Houston 1)

Most First Downs Rushing Both Teams

19 (1/6/91, Cincinnati) 15, Houston 4)

Most First Downs Passing

18 (1/3/88 vs. Seattle) (12/31/89 vs. Pittsburgh)

Most First Downs Passing by Opponent

17 (12/29/79, San Diego)

Fewest First Downs Passing

3 (1/7/79 vs. Pittsburgh)

Fewest First Downs Passing, by Opponent

5 (12/23/62, Dallas)

Most First Downs Passing, Both Teams

29 (12/29/91, Houston 15, N.Y. Jets 14)

Fewest First Downs Passing, Both Teams

11 (12/31/67, Oakland 6, Houston 5)

Most First Down Penalty

4 (12/24/61 vs. San Diego)

Most First Downs Penalty by Opponent

4 (12/23/62, Dallas) (12/24/88, Cleveland)

Most First Down Penalty,**Both Teams**

5 (12/24/61, Houston 4,
San Diego 1)
(1/1/89, Buffalo 3, Houston 2)

Fewest First Down Penalty,**Both Teams**

0 (1/3/88 vs. Seattle)

YARDS**Most Net Yards**

455 (12/24/78 vs. Miami)

Most Net Yards by Opponent

418 (1/4/92, Denver)

Most Net Yards, Both Teams

840 (1/4/92, Houston 422,
Denver 418)

Fewest Net Yards

142 (1/7/79 vs. Pittsburgh)

Fewest Net Yards by Opponent

209 (12/24/78, Miami)

Fewest Net Yards, Both Teams

498 (12/24/79, Houston 282,
Denver 216)

RUSHING**Most Attempts**

54 (12/31/78 vs. New
England)

Most Attempts by Opponent

54 (12/23/62, Dallas)

Fewest Attempts

13 (1/6/91 vs. Cincinnati)

Fewest Attempts by Opponent

11 (1/3/88, Seattle)

Most Attempts, Both Teams

84 (12/23/62, Dallas
54, Houston 30)

Fewest Attempts, Both Teams

43 (12/29/91, N.Y. Jets 23,
Houston 20)

Most Yards Gained

178 (1/3/88 vs. Seattle)

Most Yards Gained By Opponent

263 (12/31/67, Oakland)

Most Yards Gained, Both Teams

301 (12/31/67 vs. Oakland)

Fewest Yards Gained

24 (1/6/80 vs. Pittsburgh)

Fewest Yards Gained by Opponent

29 (1/3/88, Seattle)

Fewest Yards Gained, Both Teams

134 (1/10/88 vs. Denver)

Highest Average Gain

5.2 (1/6/91 vs. Cincinnati)

Highest Average Gain by Opponent

5.9 (12/31/89, Pittsburgh)

Lowest Average Gain

1.1 (1/6/80 vs. Pittsburgh)

Lowest Average Gain by Opponent

2.1 (1/10/88, Denver)

Most Touchdowns

2 (12/24/88 vs. Cleveland)

Most Touchdowns by Opponent

3 (1/6/91, Cincinnati)

Most Touchdowns, Both Teams

3 (12/29/79, San Diego
2, Houston 1), (1/1/89,
Buffalo 2, Houston 1)
(1/6/91 Cincinnati 3,
Houston 0)

PASSING**Most Attempts**

48 (12/31/89 vs. Pittsburgh)

Most Attempts by Opponent

47 (12/29/79, San Diego)

Most Attempts, Both Teams

81 (12/31/89, Houston 48,
Pittsburgh 33)

Fewest Attempts

15 (12/31/78 vs. New
England)

Fewest Attempts by Opponent

14 (12/23/62, Dallas)

Fewest Attempts, Both Teams

45 (1/7/79, Houston 26,
Pittsburgh 19)

Most Completions

29 (12/31/89 vs. Pittsburgh)

Most Completions by Opponent

25 (12/29/79, San Diego)

Most Completions, Both Teams

49 (12/29/91, Houston 28,
N.Y. Jets 21)

Fewest Completions

10 (12/29/79 vs. San Diego)
(12/24/79 vs. Denver)

Fewest Completions by Opponent

8 (12/28/80, Oakland)

Fewest Completions, Both Teams

23 (1/7/79, Houston 12,
Pittsburgh 11), (12/28/80,
Houston 15, Oakland 8)

**Highest Completion Percentage
(20 attempts)**

75.0 (1/4/92 vs. Denver)

**Highest Completion Percentage by
Opponent (20 attempts)**

67.9 (12/24/88, Cleveland)

**Lowest Completion Percentage
(20 attempts)**

39.1 (12/21/69 vs. Oakland)

**Lowest Completion Percentage by
Opponent (20 attempts)**

34.5 (12/28/80, Oakland)

Most Net Yards Gained

325 (1/4/92 vs. Denver)

**Most Net Yards Gained by
Opponent**

333 (12/29/79, San Diego)

Fewest Net Yards Gained

96 (1/7/79 vs. Pittsburgh)

**Fewest Net Yards Gained by
Opponent**

88 (12/23/62, Dallas)

Most Times Sacked

7 (12/28/80 vs. Oakland)

Most Times Opponent Sacked

6 (12/24/61 vs. San Diego)
(12/23/62 vs. Dallas)

(12/24/79 vs. Denver)

Most Sacks, Both Teams

10 (12/28/80 vs. Oakland,
Houston 7, Oakland 3)

Fewest Sacks, Both Teams

0 (1/4/92 vs. Denver)

OILERS ON THE AIR



Tom Franklin



Russ Small



Bum Phillips

On January 30, 1990, it was announced that a multi-year agreement had been reached for KTRH-AM to broadcast all Houston Oiler football games beginning in 1990. KTRH boasts Houston's highest rated news plus the top-rated "SportsBeat" nightly talk show. In addition, KTRH also broadcasts the games for basketball's Houston Rockets.

KTRH has a signal that blankets the South Texas region. KTRH had previously broadcast Oiler football from 1976-84. Their package with the Oilers includes a three-hour pre-game show and a two-hour post-game show hosted by Charlie Pallilo and Rich Lord. In addition, KTRH carries "The Jack Pardee Show."

Handling the play-by-play chores for Oiler games for the third consecutive season will be Tom Franklin. A member of KTRH's sports staff since 1981, Franklin served as the play-by-play man for Rice University football and basketball in 1983-84 and 1989. Serving as the color commentator will be KTRH Sports Director (and co-host of "SportsBeat") Russ Small. Small joined KTRH this past June after serving as Sports Director at WXYT Radio in Detroit where he also served as the play-by-play man for Michigan State football and basketball.

The third man in the booth will again be football analyst Bum Phillips, who remains one of the all-time most popular Houston sports figures. He served as the Oilers' head coach from 1975-80 and is the winningest coach in franchise history with a 55-35 record. Phillips also was the head coach for the New Orleans Saints from 1981-85.

Following is a tentative list of radio stations on the Houston Oilers' Network in 1992:

Abilene.....KNTS, 1470 AM	Huntsville.....KKNX, 1400 AM
Alice.....KQNN, 92.1 FM	Jasper.....KWYX, 102.3 FM
Alpine.....KVLG, 1240 AM	Kerrville.....KITE, 92.1 FM
Amarillo.....KPUR, 1440 AM	La Grange.....KVLG, 1570, AM
Austin.....KLBK, 590 AM	Lake Charles, LA.....KEZM, 1310 AM
Beaumont.....KOLE, 1340 AM	Lamesa.....KPET, 690 AM
Brenham.....KTTX, 1280 AM	Lufkin.....KUEZ, 99.3 FM
Bryan.....WTAW, 1150 AM	Marble Falls.....KHLB, 1340 AM
Carthage.....KGAS, 1590, AM	Marshall.....KMHT, 1450 AM
Center.....KLCR, 102.3 FM	Midland-Odessa.....KCRS, 550 AM
Cleveland.....KLEV, 1410 AM	Monroe, LA.....KMLB, 1440 AM
Columbus.....KULM, 98.3 FM	Ocean City, NJ.....WSKR, 102.7 FM
Corpus Christi.....KDAE, 1590 AM	Orange.....KOGT, 1600 AM
Crockett.....KBHT, 93.5 FM	Plainview.....KATX, 97.3 FM
Cuero.....KQRO, 1600 AM	San Antonio.....WOAI, 1200 AM
Dallas.....KUII, 1190 AM	San Marcos.....KSPL, 1470 AM
El Campo.....KULP, 1390 AM	Stephenville.....KCUB, 98.3 FM
Freer.....KRBA, 95.9 FM	Tyler.....KDOK, 1330 AM
Gonzales.....KCTI, 1450 AM	Woodville.....KVLL, 1490 AM
Harlingen.....KVJY, 840 AM	Yoakum.....KYOC, 92.5 FM

PRE-SEASON TV



Dave Barnett



Gifford Nielsen

In March of 1990, the Oilers entered into an agreement with Raycom Sports and Entertainment to televise Oiler pre-season games beginning in 1990. As the nation's leading independent sports programmer, Raycom produces and markets college football and basketball packages for the Big Eight, Big Ten, Metro, PAC-10, Southwest, and Atlantic Coast Conferences.

Carrying Raycom's production of Oiler pre-season games will be Houston's KHOU-TV (Channel 11). The CBS affiliate will air the three Raycom telecasts live plus both of the Oilers' other two pre-season games which will be carried live nationally by ESPN and CBS. Because of the unavailability of the Astrodome due to the Republican National Convention, the Oilers will play all five of their pre-season games on the road. The 1992 package begins with ESPN's coverage of the American Bowl from Tokyo with the Oilers meeting the Dallas Cowboys on Saturday, August 1 (August 2 in Tokyo). Houston then travels to Detroit to meet the Lions on Saturday, August 8. The traditional Governor's Cup matchup with the Cowboys is on tap for Saturday, August 15 at Texas Stadium. CBS will air the Oilers-Saints game from the Superdome on Saturday, August 22 before Houston closes the pre-season with a game against the Raiders at the Los Angeles Coliseum on Saturday, August 29.

Raycom's Oiler play-by-play announcer will be Dave Barnett who is very familiar to sports fans around the Southwest. Barnett has done play-by-play for baseball's Texas Rangers and basketball's Dallas Mavericks, plus for SMU, North Texas State, and the Southwest Conference Game of the Week. Joining Barnett in the booth as color analyst is KHOU Sports Director Gifford Nielsen. Nielsen, who previously served in that capacity on radio, is a former star quarterback at Brigham Young and for the Oilers (1978-83).

SPANISH RADIO



Manny Lopez



Miguel Delgado

For the fourth consecutive season, all Oiler games will be broadcast in Spanish. This season, KLAT (AM 1010), known in the Houston Hispanic community as "La Tremenda," will again carry all of the Oiler action. Joining KLAT on the Oilers' Spanish radio network will be San Antonio's KSAH and El Paso's XEWG.

KLAT is considered Houston's leading Spanish radio station and has been broadcasting entirely in Spanish since 1979. KLAT is owned by Tichenor Media System, the largest Spanish station ownership

group in the nation. Tichenor also owns stations in Chicago, New York, Miami, San Antonio, El Paso, Corpus Christi, and Rio Grande Valley.

As he did the last three seasons, Manny Lopez will serve as the play-by-play announcer. Employed as the News Director at Houston's KTMD-TV, Lopez has worked in Spanish radio/TV for over 25 years. Handling the color commentary will be KLAT Program Director Miguel Delgado. He previously was sports director at stations in New Mexico and Arizona, and has also done color analysis for the Houston Astros' AAA affiliate in Tucson.

MEDIA INFORMATION

CREDENTIALS: Media representatives who do not have press credentials for the entire season (but will be working for an accredited media outlet on an immediate deadline) may request them on a single-game basis. Telephone or written requests must be made at least three working days in advance to Chip Namias, Director of Media Services, Houston Oilers, 6910 Fannin Street, Houston, Texas 77030 (713/797-9111). Reserved credentials can be picked up at Press Will Call, located at the Astrodome's Loading Dock, on the day of the game.

PHOTOGRAPHERS: Photographers with accredited media outlets on an immediate deadline may request credentials on a single-game basis from the Oilers' Media Relations Department. Due to space limitations, it is not possible to issue credentials to freelance photographers. Field photographers are reminded to remain outside of the bench areas.

PRESS BOX: To get to the Astrodome press box, enter the stadium at the HSA Loading Dock entrance between the West and South gates (where the TV trucks are parked). Take the press elevator to Level 5 and turn right on the concourse. Follow the concourse until it ends and you will be in the working press area. Visiting radio is located in Booth 567 while network TV announcers will be in Booth 571. All broadcasting booths are located on the fifth floor concourse. Only credentials issued by the Houston Oilers will be honored for admittance to the Astrodome.

LOCKER ROOMS: Admission to the home and visiting locker rooms is governed by each individual team. Only media representatives with proper credentials will be admitted into the locker rooms. No one will be admitted into the locker rooms prior to or during the game. Your press credential is good for admittance to both locker rooms. To reach the Oilers' locker room from the press box, take the fifth floor concourse to Aisle 561 and turn left to the elevator. The Oilers' locker room is on Level 2 (on the left as you exit the elevator). To reach the visiting team's locker room, proceed past the Oilers' locker room to the concourse and turn left. Follow the concourse until it ends at Aisle 226. Turn left through the double doors and it will be on the left.

PARKING: Press parking at the Astrodome is very limited. Single game parking requests should be made when requesting your credential and will be processed on a "first come-first served" basis. Media with parking passes should use the main Astrodome entrance at Murworth and Kirby.

TELEPHONES: Pool telephones for credit card or collect calls are available in the Astrodome press box. Any media member desiring to have their own press box telephone must order it directly from Debby Pierce, FCI (lines) at (713) 853-8119. Media may rent instruments directly from the Oilers at a per-game rate of \$25 while still ordering lines from FCI.

COPY TRANSMISSION: Copy transmission is available at every Houston Oilers home game. The transmission representative is Tom Moen, 1719 Fairview Avenue, Houston, Texas 77006. (713) 661-3324.

FIELD ACCESS: Only working photographers, TV camera personnel and club/stadium officials are permitted on the field during the game. Media members with press box credentials are allowed on the field with five minutes remaining in the fourth quarter. Your cooperation in this matter is greatly appreciated.

GAME INFORMATION: The Astrodome press box telephone number for all game information inquiries is (713) 791-9118.

INTERVIEWS: Head Coach Jack Pardee will be available to the media daily following practice. The best time to schedule player interviews is immediately following practice. Please contact the Media Relations Department to arrange.

PRACTICE DIRECTIONS: The Oilers' regular season practice facility is located at 2727 El Camino in Houston. To go there from Loop 610, take the Fannin Street exit and turn north. Go to the first light and turn right on Holly Hall. Follow through four-way stop sign. Make first left after railroad tracks on El Rio. At the end of the street, the road will curve to the right and become El Camino. The Oilers' complex will be on the left.

COVERING THE OILERS

WRITERS REGULARLY ASSIGNED TO CLUB

- JOHN McCLAIN, Houston Chronicle (AM/PM), 801 Texas (77002), 713/220-7891.
AL CARTER, Houston Post (AM), 4747 Southwest Freeway (77027) 713/840-5874.
MIKE LUTZ, Associated Press, 1100 Milam, Suite 3377 (77002), 713/659-4321; AP Night Number: 800/442-7189.
JOE ALEXANDER, San Antonio Light (AM/PM), P.O. Box 161, San Antonio (78291), 512/271-2760.
TOM ORSBORN, San Antonio Express-News (AM/PM), P.O. Box 2171, San Antonio (78297), 512/225-7411.
PAT TURNER, Beaumont Enterprise (AM), P.O. Box 3071, Beaumont (77704), 409/838-2892.
BOB WEST, Pt. Arthur News (AM), P.O. Box 789, Pt. Arthur (77641), 409/985-5541.
RANDY RIGGS, Austin American-Statesman (AM), P.O. Box 670, Austin (78767), 512/445-3600.
JIM CARLEY, Oiler News (Weekly), 2743 Ferry Landing, Sugar Land (77478), 713/265/2542.

WRITERS AND COLUMNISTS

- HOUSTON CHRONICLE (AM/PM), 801 Texas (77002), 713/220-7891.
S.E.—Dan Cunningham, Columnists—Ed Fowler, Fran Blinebury, Dale Robertson. NFL Writers—John Lopez, Bill Sullivan. TV Sports—Terry Blount.
HOUSTON POST (AM), 4747 Southwest Freeway (77027), 713/840-5869.
Exec. S.E.—Ivy McLemore, S.E.—Phil Moldenhauer, Columnists—Mickey Herskowitz, Kenny Hand, Ray Buck. NFL Writer—Melanie Hauser. TV Sports—Jay Frank.
THE DEFENDER, P.O. Box 8005 (77288), 713/663-7716, Ralph Cooper.
FORWARD TIMES, P.O. Box 8346 (77004), 713/526-4727, Bud Johnson.
THE INFORMER, 4209 Dowling (77004), 713/527-8261, Sam Andrews.
HOUSTON STAR, P.O. Box 20000, Dept. 3 (77025), 713/660-6745, Joe Booker.
HOUSTON SUN, 2322 Blodget (77004), 713/524-4474, Darrell Simon.

TV AND RADIO SPORTSCASTERS

- KPRC-TV (NBC, Channel 2), 8181 Southwest Freeway (77074), 713/771-6837. Sports Dir.—Craig Roberts, Bart Enis, Lisa Malosky.
- KHOV-TV (CBS, Channel 11), 1945 Allen Parkway (77019), 713/521-4375.
Sports Dir.—Gifford Neilsen, Matt Musil, Pam Oliver.
- KTRK-TV (ABC, Channel 13), 3310 Bissonnet (77005), 713/663-4539.
Sports Dir.—Bob Allen, Tim Melton, Jeff McShan.
- KRIV-TV (Fox, Channel 26), 3935 Westheimer (77027), 713/623-8257.
Sports Dir.—Mark Berman, Steve Mark.
- KHTV-TV (Independent Channel 39), 7700 Westpark (77063), 713/781-6397. Sports Dir.—Irv White.
- KXLN-TV (Spanish, Channel 45), 9440 Kirby Drive (77054), 713/662-4545. Sports Dir.—Carlos Arranda.
- KTMD-TV (Spanish, Channel 48), 3903 Stoney Brook (77063), 713/783-5863. Sports Dir.—Luis Rodriguez.
- HOME SPORTS ENTERTAINMENT (cable), 5251 Gulfon (77081), 713/661-0078. Sports Dir.—Bill Worrell.
- KTRH (740 AM), 510 Lovett Blvd. (77006), 713/526-0087. Sports Dir.—Russ Small, Tom Franklin, Rich Lord, Charlie Pallilo, Nate Griffin.
- KPRC (950 AM), 8181 Southwest Freeway (77074), 713/771-2951, 778-4790. Mike Edmonds, Kenny Hand, Steve Gilmartin, Nelda Pena.
- KILT (610 AM), 500 Lovett Blvd. (77006), 713/526-3417. Chris Begala, Jim Carola, Pat Hernandez.
- KIKK (650 AM), 6306 Gulfon Drive (77081), 713/981-9600. Chuck Wolf.
- KCOH (1430 AM), 5011 Almeda (77004), 713/522-1001. Sports Dir.—Ralph Cooper.
- KSEV (700 AM), 11767 Katy Freeway, Suite 1170 (77079), 713/588-4800.
Sports Dir.—Dan Patrick, Ed Fowler, Rod Evans, .
- KNUZ/KQUE (1230 AM/103 FM), 4701 Caroline (77004), 713/523-4254.
Sports Dir.—Wes Johnson, Daron Jones.
- KYOK (1590 AM), 24 Greenway Plaza (77227), 713/621-1913. Sports Dir.—Leroy Patterson.
- TEXAS STATE NETWORK, 7901 Carpenter Frwy., Dallas (75247), 214/631-2408. Sports Dir.—George Dunham.



1992 OPPONENTS

BUFFALO BILLS

Game #16, Sun., Dec. 27
7:00 P.M., Astrodome

ADDRESS: One Bills Drive,
Orchard Park, NY 14127

PHONE: (716) 648-1800

PRESIDENT: Ralph C. Wilson, Jr.

GENERAL MANAGER/VP: Bill Polian

HEAD COACH: Marv Levy

MEDIA RELATIONS MANAGER: Scott Berchtold

CONFERENCE, DIVISION: American, Eastern

STADIUM: Rich (80,290)

TEAM COLORS: Royal Blue, Red, and White

1991 RECORD: 13-3

1991 RUSHING LEADER: Thurman Thomas, 288 att., 1407 yards, 7 TDs

1991 PASSING LEADER: Jim Kelly, 304 of 474, 3844 yards, 18 TDs, 9 int.

1991 RECEIVING LEADER: Andre Reed, 81 for 1113 yards, 10 TDs



CHICAGO BEARS

Game #13, Mon., Dec. 7
8:00 P.M., Astrodome

ADDRESS: 250 North Washington,
Lake Forest, IL 60045

PHONE: (708) 295-6600

PRESIDENT/CEO: Michael McCaskey

VP/PLAYER PERSONNEL: Bill Tobin

HEAD COACH: Mike Ditka

PUBLIC RELATIONS DIRECTOR: Bryan Harlan

CONFERENCE, DIVISION: National, Central

STADIUM: Soldier Field (66,946)

TEAM COLORS: Navy, Orange, and White

1991 RECORD: 11-5

1991 RUSHING LEADER: Neal Anderson, 210 att., 747 yards, 6 TDs

1991 PASSING LEADER: Jim Harbaugh, 275 of 478, 3121 yards, 15 TDs, 16 int.

1991 RECEIVING LEADER: Wendell Davis, 61 for 945 yards, 6 TDs



CINCINNATI BENGALS

Game #5, Sun., Oct. 11
3:00 P.M., Riverfront Stadium
Game #7, Sun., Oct. 25
12:00 P.M., Astrodome

ADDRESS: 200 Riverfront Stadium,
Cincinnati, OH 45202

PHONE: (513) 621-3550

PRESIDENT: John Sawyer

GENERAL MANAGER: Mike Brown

HEAD COACH: David Shula

PUBLIC RELATIONS DIRECTOR: Al Heim

CONFERENCE, DIVISION: American, Central

STADIUM: Riverfront (60,389)

TEAM COLORS: Black, Orange, and White

1991 RECORD: 3-13

1991 RUSHING LEADER: Harold Green, 158 att., 731 yards, 2 TDs

1991 PASSING LEADER: Boomer Esiason, 233 of 413, 2883 yards, 13 TDs, 16 int.

1991 RECEIVING LEADER: Eddie Brown, 59 for 827 yards, 2 TDs



CLEVELAND BROWNS

Game #9, Sun., Nov. 8

12:00 P.M., Astrodome

Game #15, Sun., Dec. 20

12:00 P.M., Cleveland Stadium



ADDRESS: 80 First Avenue,

Berea, OH 44017

PHONE: (216) 891-5000

OWNER/PRESIDENT: Arthur D. Modell

DIRECTOR OF PLAYER PERSONNEL: Mike Lombardi

HEAD COACH: Bill Belichick

PUBLIC RELATIONS DIRECTOR: Kevin Byrne

CONFERENCE, DIVISION: American, Central

STADIUM: Cleveland (80,098)

TEAM COLORS: Seal Brown, Orange, and White

1991 RECORD: 6-10

1991 RUSHING LEADER: Kevin Mack, 197 att., 726 yards, 8 TDs

1991 PASSING LEADER: Bernie Kosar, 307 of 494, 3487 yards, 18 TDs
9 int.

1991 RECEIVING LEADER: Webster Slaughter, 64 for 906 yards, 3 TDs

DALLAS COWBOYS

Pre-Season Game #1, Sat., Aug. 1

9:00 P.M., Tokyo Dome

Pre-Season Game #3, Sat., Aug. 15

8:00 P.M., Texas Stadium



ADDRESS: One Cowboys Parkway,

Irving, TX 75063

PHONE: (214) 556-9900

OWNER/PRESIDENT: Jerry Jones

VICE PRESIDENT: Stephen Jones

HEAD COACH: Jimmy Johnson

PUBLIC RELATIONS DIRECTOR: Rich Dalrymple

CONFERENCE, DIVISION: National, Eastern

STADIUM: Texas (65,024)

TEAM COLORS: Royal Blue, Metallic Silver, and White

1991 RECORD: 11-5

1991 RUSHING LEADER: Emmitt Smith, 365 att., 1563 yards, 12 TDs

1991 PASSING LEADER: Troy Aikman, 237 of 363, 2754 yards, 11 TDs
10 int.

1991 RECEIVING LEADER: Michael Irvin, 93 for 1523 yards, 8 TDs

DENVER BRONCOS

Game #6, Sun., Oct. 18

3:00 P.M., Mile High Stadium



ADDRESS: 13655 Broncos Parkway,

Englewood, CO 80112

PHONE: (303) 649-9000

PRESIDENT/CEO: Pat Bowlen

GENERAL MANAGER: John Beake

VICE-PRESIDENT/HEAD COACH: Dan Reeves

MEDIA RELATIONS DIRECTOR: Jim Saccomano

CONFERENCE, DIVISION: American, Western

STADIUM: Mile High (76,273)

TEAM COLORS: Orange, Blue, and White

1991 RECORD: 12-4

1991 RUSHING LEADER: Gaston Green, 261 att., 1037 yards, 4 TDs

1991 PASSING LEADER: John Elway, 242 of 451, 3253 yards, 13 TDs
12 int.

1991 RECEIVING LEADER: Mike Young, 44 for 629 yards, 2 TDs

DETROIT LIONS

Pre-Season Game #2, Sat., Aug. 8
6:00 P.M., Silverdome
Game #12, Thurs., Nov. 26
11:30 A.M., Silverdome



ADDRESS: 1200 Featherstone Road,
Pontiac, MI 48342

PHONE: (313) 335-4131

PRESIDENT/OWNER: William Ford

EXEC. VICE PRESIDENT/CEO: Chuck Schmidt

HEAD COACH: Wayne Fontes

COMMUNICATIONS DIRECTOR: Bill Keenist

CONFERENCE, DIVISION: National, Central

STADIUM: Silverdome (80,500)

TEAM COLORS: Blue and Silver

1991 RECORD: 12-4

1991 RUSHING LEADER: Barry Sanders, 342 att., 1548 yards, 16 TDs

1991 PASSING LEADER: Erik Kramer, 136 of 265, 1635 yards, 11 TDs, 8 int.

1991 RECEIVING LEADER: Brett Perriman, 52 for 668 yards, 1 TD

GREEN BAY PACKERS

Game #14, Sun., Dec. 13
7:00 P.M., Astrodome



ADDRESS: 1265 Lombardi Avenue,
Green Bay, WI 54307

PHONE: (414) 496-5700

PRESIDENT/CEO: Bob Harlan

GENERAL MANAGER: Ron Wolf

HEAD COACH: Mike Holmgren

PUBLIC RELATIONS DIRECTOR: Lee Rummel

CONFERENCE, DIVISION: National, Central

STADIUM: Lambeau Field (59,543)

TEAM COLORS: Green, Gold, and White

1991 RECORD: 4-12

1991 RUSHING LEADER: Darrell Thompson, 141 att., 471 yards, 1 TD

1991 PASSING LEADER: Mike Tomczak, 128 of 238, 1490 yards, 11 TDs, 9 int.

1991 RECEIVING LEADER: Sterling Sharpe, 69 for 961 yards, 4 TDs

INDIANAPOLIS COLTS

Game #2, Sun., Sept. 13
3:00 P.M., Hoosier Dome



ADDRESS: 7001 West 56th Street,
Indianapolis, IN 46254

PHONE: (317) 297-2658

PRESIDENT: Robert Irsay

VICE PRESIDENT/GENERAL MGR: Jim Irsay

HEAD COACH: Ted Marchibroda

PUBLIC RELATIONS DIRECTOR: Craig Kelley

CONFERENCE, DIVISION: American, Eastern

STADIUM: Hoosier Dome (60,129)

TEAM COLORS: Blue and White

1991 RECORD: 1-15

1991 RUSHING LEADER: Eric Dickerson, 167 att., 536 yards, 2 TDs

1991 PASSING LEADER: Jeff George, 292 of 485, 2910 yards, 10 TDs, 12 int.

1991 RECEIVING LEADER: Bill Brooks, 72 for 888 yards, 4 TDs

KANSAS CITY CHIEFS

Game #3, Sun., Sept. 20
12:00 P.M., Astrodome



ADDRESS: One Arrowhead Drive,
Kansas City, MO 64129

PHONE: (816) 924-9300

FOUNDER: Lamar Hunt

PRESIDENT/GENERAL MGR: Carl Peterson

HEAD COACH: Marty Schottenheimer

PUBLIC RELATIONS DIRECTOR: Bob Moore

CONFERENCE, DIVISION: American, Western

STADIUM: Arrowhead (78,067)

TEAM COLORS: Red, Gold, and White

1991 RECORD: 10-6

1991 RUSHING LEADER: Christian Okoye, 225 att., 1031 yards, 9 TDs

1991 PASSING LEADER: Steve DeBerg, 256 of 434, 2965 yards, 17 TDs,
14 int.

1991 RECEIVING LEADER: Rob Thomas, 43 for 495 yards, 1 TD

LOS ANGELES RAIDERS

Pre-Season Game #5, Sat., Aug. 29
3:00 P.M., Astrodome



ADDRESS: 332 Center Street,
El Segundo, CA 90245

PHONE: (213) 322-3451

PRESIDENT: Al Davis

EXECUTIVE ASSISTANT: Al LoCasale

HEAD COACH: Art Shell

PUBLICATIONS DIRECTOR: Mike Taylor

CONFERENCE, DIVISION: American, Western

STADIUM: Coliseum (92,488)

TEAM COLORS: Silver and Black

1991 RECORD: 9-7

1991 RUSHING LEADER: Roger Craig, 162 att., 590 yards, 1 TD

1991 PASSING LEADER: Jay Schroeder, 189 of 357, 2562 yards, 15
TDs, 16 int.

1991 RECEIVING LEADER: Ethan Horton, 53 for 650 yards, 5 TDs

MIAMI DOLPHINS

Game #11, Sun., Nov. 22
12:00 P.M., Joe Robbie Stadium



ADDRESS: 2269 N.W. 199th Street,
Miami, FL 33056

PHONE: (305) 620-5000

PRESIDENT: Tim Robbie

EXEC. VICE PRESIDENT/GENERAL MGR: Eddie Jones

HEAD COACH: Don Shula

MEDIA RELATIONS DIRECTOR: Harvey Greene

CONFERENCE, DIVISION: American, Eastern

STADIUM: Joe Robbie (73,000)

TEAM COLORS: Aqua, Coral, and White

1991 RECORD: 8-8

1991 RUSHING LEADER: Kenny Higgs, 231 att., 905 yards, 4 TDs

1991 PASSING LEADER: Dan Marino, 318 of 549, 3970 yards, 25 TDs,
13 int.

1991 RECEIVING LEADER: Mark Duper, 70 for 1085 yards, 5 TDs

MINNESOTA VIKINGS

Game #10, Sun., Nov. 15
12:00 P.M., Metrodome

ADDRESS: 9520 Viking Drive,
Eden Prairie, MN 55344

PHONE: (612) 828-6500

PRESIDENT/CEO: Roger Headrick

VICE PRESIDENT/GENERAL MGR: Jeff Diamond

HEAD COACH: Dennis Green

PUBLIC RELATIONS DIRECTOR: Merrill Swanson

CONFERENCE, DIVISION: National, Central

STADIUM: Metrodome (63,000)

TEAM COLORS: Purple, Gold, and White

1991 RECORD: 8-8

1991 RUSHING LEADER: Herschel Walker, 198 att., 825 yards, 10 TDs

1991 PASSING LEADER: Rich Gannon, 211 of 354, 2166 yards, 12 TDs,
6 int.

1991 RECEIVING LEADER: Cris Carter, 72 for 962 yards, 5 TDs



NEW ORLEANS SAINTS

Pre-Season Game #4, Sat.,
Aug. 22
11:30 A.M., Superdome

ADDRESS: 1500 Poydras Street,
New Orleans, LA 70112

PHONE: (504) 733-0255

OWNER/GEN. PARTNER: Tom Benson

PRESIDENT/GEN. MGR.: Jim Finks

HEAD COACH: Jim Mora

MEDIA RELATIONS DIRECTOR: Rusty Kasmierksy

CONFERENCE, DIVISION: National, Western

STADIUM: Superdome (69,065)

TEAM COLORS: Gold, Black, and White

1991 RECORD: 11-5

1991 RUSHING LEADER: Fred McAfee, 109 att., 494 yards, 2 TDs

1991 PASSING LEADER: Steve Walsh, 141 of 255, 1638 yards, 11 TDs, 6
int.

1991 RECEIVING LEADER: Eric Martin, 66 for 803 yards, 4 TDs



PITTSBURGH STEELERS

Game #1, Sun., Sept. 6
12:00 P.M., Astrodome
Game #8, Sun., Nov. 1
12:00 P.M., Three Rivers Stadium

ADDRESS: 300 Stadium Circle,
Pittsburgh, PA 15212

PHONE: (412) 323-1200

PRESIDENT: Daniel M. Rooney

DIR. OF FOOTBALL OPERATIONS: Tom Donahoe

HEAD COACH: Bill Cowher

PUBLIC RELATIONS DIRECTOR: Dan Edwards

CONFERENCE, DIVISION: American, Central

STADIUM: Three Rivers (59,492)

TEAM COLORS: Black and Gold

1991 RECORD: 7-9

1991 RUSHING LEADER: Merril Hoge, 165 att., 610 yards, 2 TDs

1991 PASSING LEADER: Neil O'Donnell, 156 of 286, 1963 yards, 11
TDs, 7 int.

1991 RECEIVING LEADER: Louis Lipps, 55 for 671 yards, 2 TDs



SAN DIEGO CHARGERS

Game #4, Sun., Sept. 27
12:00 P.M., Astrodome



ADDRESS: 9449 Friars Road,
San Diego, CA 92120

PHONE: (619) 280-2111

CHAIRMAN/PRESIDENT: Alex Spanos

EXEC. V.P./GENERAL MANAGER: Bobby Beathard

HEAD COACH: Bobby Ross

PUBLIC RELATIONS DIRECTOR: Bill Johnston

CONFERENCE, DIVISION: American, Western

STADIUM: Jack Murphy (60,835)

TEAM COLORS: Navy, White, and Gold

1991 RECORD: 4-12

1991 RUSHING LEADER: Marion Butts, 193 att., 834 yards, 6 TDs

1991 PASSING LEADER: John Friesz, 262 of 487, 2896 yards, 12 TDs,
15 int.

1991 RECEIVING LEADER: Ronnie Harmon, 59 for 555 yards, 1 TD

1992 HOTEL LISTING

(Tentative)

DETROIT (Pre-Season Game—8/8, 7:00 PM EDT)

Hotel: Hilton Suites (night of 8/7)
(313) 334-2222

DALLAS (Pre-Season Game—8/15, 8:00 PM CDT)

Hotel: Summit (day of 8/15)
(214) 243-3363

NEW ORLEANS (Pre-Season Game—8/22, 11:30 AM CDT)

Hotel: Hilton Airport (night of 8/21)
(504) 465-1157

L.A. RAIDERS (Pre-Season Game—8/29, 1:00 PM PDT)

Hotel: Stouffer Concourse (night of 8/28)
(310) 816-5858

INDIANAPOLIS (Game—9/13, 4:00 PM EDT)

Hotel: Westin (night of 9/12)
(317) 262-8100

CINCINNATI (Game—10/11, 1:00 PM EDT)

Hotel: Hyatt Regency (night of 10/10)
(513) 579-1234

DENVER (Game—10/18, 2:00 PM MDT)

Hotel: Loew's Giorgio (night of 10/17)
(303) 782-9300

PITTSBURGH (Game—11/1, 1:00 PM EDT)

Hotel: Westin William Penn (night of 10/31)
(412) 281-7100

MINNESOTA (Game—11/15, 12:00 PM CST)

Hotel: TBA (night of 11/14)

MIAMI (Game—11/22, 1:00 PM EST)

Hotel: Ft. Lauderdale Marriott Marina (night of 11/21)
(305) 463-4000

DETROIT (Game—11/26, 12:30 PM EST)

Hotel: Hilton Suites (night of 11/25)
(313) 334-2222

CLEVELAND (Game—12/20, 1:00 PM EST)

Hotel: Marriott Society Center (night of 12/19)
(216) 696-0966

THE ASTRODOME



The Houston Oilers play their home games in the "new and improved" Astrodome. Since 1988, more than 10,000 seats have been added to the Astrodome's capacity, thus making its seating availability now comparable to other domed stadiums. In early 1988, a state-of-the-art "Magic Carpet" AstroTurf system was installed by AstroTurf Industries, making the Astrodome the only artificial turf stadium in America with entirely separate fields for both football and baseball. In addition, construction has been completed on 65 "Columbia Suite" luxury boxes.

Officially named the Harris County Domed Stadium, the Astrodome was financed by an \$18 million general obligation bond which passed in January of 1961. The cost of the project, including off-site improvements, land acquisition, engineering fees, site roads, and parking lot paving was \$31.6 million.

In 1982, a \$42 million improvement program updated all of the Astrodome Complex. Financed by Harris County's portion of the hotel-motel tax, the renovations included the installation of the first Diamond Vision screen in the Astrodome scoreboard.

The stadium structure itself covers 9 1/2 acres, and the entire complex, including exhibition halls and parking areas, covers 260 acres. The outside diameter of the stadium structure is 710 feet and the floor of the stadium is approximately 25 feet below normal ground level, affording minimum vertical travel by fans.

The permanent roof of the dome, which has a clear span of 642 feet (twice that of any previous structure), has a maximum height of 208 feet above the playing field. This would allow the construction of an 18-story building under the roof. The roof can withstand hurricane winds of 135 m.p.h. and gusts of 165 m.p.h.

The playing surface of the Astrodome is AstroTurf. Initially only the infield was covered with the man-made turf. On July 19, 1966 the entire surface of the Astrodome was covered with AstroTurf. A new surface was installed in April, 1978, and again in February, 1988.

There are 51,000 cushioned, upholstered theatre seats in the stadium and 4,000 pavilion seats with cushioned, upholstered seats and wooden backs. The seating capacities are 54,816 for baseball, 62,021 for football, 68,000 for conventions and a maximum of 74,000 for boxing and similar events. To convert from baseball to football seating, the stands holding additional seats move around on steel rails until they parallel the football sidelines.

The Astrodome's new scoreboard features pertinent information throughout all events. The Dome is one of the only stadiums in the country that now boasts two Diamond Vision screens. Each Diamond Vision is a 26 1/2 by 37 1/2-foot screen that brings field action, including instant replays, up-close for spectators. The screen's clear picture is the product of a 35-mm tube with 43,200 CRT's (a home television set has one CRT). The Diamond Vision's brain is a state-of-the-art computer, operated by a nine-person crew that includes technicians and cameramen.

TRINITY UNIVERSITY

**"The Summer Home of the
Houston Oilers"**



An architectural rendering of Trinity's William H. Bell Athletic Center

The summer of 1992 marks the Oilers' second training camp at Trinity University in San Antonio. Trinity is a nationally-recognized liberal arts and sciences university that has been consistently ranked as one of the nation's top colleges by *U.S. News & World Report*.

With an enrollment of approximately 2,500, Trinity's student population includes representation from all 50 states and several foreign countries. Hailing from a diversity of geographic, ethnic (minority enrollment is 18 percent), and socio-economic backgrounds, the one characteristic Trinity students do share is academic talent.

More than 65 percent of the University's incoming freshmen rank in the top 10 percent of their high school graduating class. Increasingly, Trinity students receive prestigious national awards, including National Science Foundation grants, Truman Scholarships, National Endowment for the Humanities, Young Scholars Awards, Mellon Fellows, and the Goldwater Scholarship in Science. Also active volunteers, Trinity students devote more than 6,000 hours each year to community service in San Antonio nursing homes, homeless shelters, and tutoring in literacy programs.

Athletically, Trinity fields varsity teams in 12 sports, and the University is a member of the Southern Collegiate Athletic Conference. Trinity boasts men's and women's programs in NCAA Division III with participation in sports such as football, basketball, baseball, tennis, volleyball, cross country, soccer, track, and golf.

The 117-acre campus, located just north of downtown, offers a panoramic view of the San Antonio skyline. The newly-renovated William H. Bell Athletic Center, a state-of-the-art indoor athletic complex, features a basketball court, a modern weight-training area, an aerobics studio, and a natatorium. The Oilers will do most of their outdoor training in Trinity's E.M. Stevens Football Stadium.

This year, Trinity celebrates the 50th anniversary of its historic move to San Antonio. Founded in 1869 in Tehuacana, Texas, the University was moved to Waxahachie, Texas in 1902, and to San Antonio in 1942. In 1952, Trinity moved to its current location, the "Skyline Campus" that overlooks the city.

NFL PERSONNEL GUIDE

WAIVERS: The waiver system is a procedure by which player contracts or NFL rights to players are made available by a club to other clubs in the League. During the procedure, the 27 other clubs either file claims to obtain the players or waive the opportunity to do so--thus the term "waiver." Claiming clubs are assigned players on a priority based on the inverse of won-and-lost standing. The claiming period normally is 10 days during the off-season and 24 hours from early July through December. In some circumstances, another 24 hours is added on to allow the original club to rescind its action (known as a recall of a waiver request) and/or the claiming club to do the same (known as withdrawal of a claim). If a player passes through waivers unclaimed and is not recalled by the original club, he becomes a free agent. All waivers from July through December are no-recall and no withdrawal. Under the Collective Bargaining Agreement, from February 1 through October 16, any veteran who has acquired four years of pension credit may, if about to be assigned to another club through the waiver system, reject such assignment and become a free agent.

ACTIVE LIST: The Active List is the principal status for players participating for a club. It consists of all players under contract, including option, who are eligible for pre-season, regular season, and post-season games. Clubs are allowed to open training camp with 80 players but thereafter must meet two mandatory roster reductions prior to the season opener. Teams will be permitted to carry 47 players on their final roster. However, only 45 players plus an emergency quarterback may suit up for each game.

RESERVE LIST: The Reserve List is a status for players who, for reasons of injury, retirement, military service, or other circumstances, are not immediately available for participation with a club. Those in the category of Reserve/Injured are players physically unable to play football for a minimum of four weeks from the date of going onto Reserve.

No player is eligible for activation unless he has missed at least four regular season games. Each club will have five free re-activations for players placed on Reserve/Injured after the final countdown. Any player placed on Reserve/Injured prior to or concurrent with the final countdown on August 31 may not return to the club nor practice with the team that year. Clubs participating in post-season competition will be granted an additional re-activation for each post-season game, provided they have exhausted all previous activations. Players who were terminated via waivers from a club's Reserve/Injured List can be re-signed after the four-game requirement has been fulfilled but must clear procedural recall waivers to return to the same club's Active List. Players in the category of Reserve/Retired, Reserve/Did Not Report, or Reserve/Veteran Free Agent Asked to Re-sign, may not be reinstated during the period from 30 days before the end of the regular season through the post-season.

TRADES: Unrestricted trading between the AFC and NFC is allowed in 1992 through October 13, after which trading of player contracts/rights will end until February 1, 1993.

1991 NFL STANDINGS

AMERICAN FOOTBALL CONFERENCE

EASTERN DIVISION						
	W	L	T	Pct.	PF	PA
Buffalo	13	3	0	.813	458	318
*N.Y. Jets	8	8	0	.500	314	293
Miami	8	8	0	.500	343	349
New England	6	10	0	.375	211	305
Indianapolis	1	15	0	.063	143	381

CENTRAL DIVISION						
	W	L	T	Pct.	PF	PA
Houston	11	5	0	.688	386	251
Pittsburgh	7	9	0	.438	292	344
Cleveland	6	10	0	.375	293	298
Cincinnati	3	13	0	.188	263	435

WESTERN DIVISION						
	W	L	T	Pct.	PF	PA
Denver	12	4	0	.750	304	235
*Kansas City	10	6	0	.625	322	252
*L.A. Raiders	9	7	0	.563	298	297
Seattle	7	9	0	.438	276	261
San Diego	4	12	0	.250	274	342

NATIONAL FOOTBALL CONFERENCE

EASTERN DIVISION						
	W	L	T	Pct.	PF	PA
Washington	14	2	0	.875	485	224
*Dallas	11	5	0	.688	342	310
Philadelphia	10	6	0	.625	285	269
N.Y. Giants	8	8	0	.500	281	297
Phoenix	4	12	0	.250	196	344

CENTRAL DIVISION						
	W	L	T	Pct.	PF	PA
Detroit	12	4	0	.750	339	295
*Chicago	11	5	0	.688	299	244
Minnesota	8	8	0	.500	301	306
Green Bay	4	12	0	.250	273	313
Tampa Bay	3	13	0	.188	199	365

WESTERN DIVISION						
	W	L	T	Pct.	PF	PA
New Orleans	11	5	0	.688	341	211
*Atlanta	10	6	0	.625	361	338
San Francisco	10	6	0	.625	393	239
L.A. Rams	3	13	0	.188	234	390

*Wild Card for Playoffs

1991 NFL AT A GLANCE

AFC FIRST ROUND

Houston 17, N.Y. Jets 10

AFC FIRST ROUND

Kansas City 10, L.A. Raiders 6

AFC DIVISIONAL PLAYOFF

Denver 26, Houston 24

AFC DIVISIONAL PLAYOFF

Buffalo 37, Kansas City 14

AFC CHAMPIONSHIP GAME

Buffalo 10, Denver 6

NFC FIRST ROUND

Dallas 17, Chicago 13

NFC FIRST ROUND

Atlanta 27, New Orleans 20

NFC DIVISIONAL PLAYOFF

Detroit 38, Dallas 6

NFC DIVISIONAL PLAYOFF

Washington 24, Atlanta 7

NFC CHAMPIONSHIP GAME

Washington 41, Detroit 10

SUPER BOWL XXVI

Washington 37, Buffalo 24

AFC-NFC PRO BOWL

NFC 21, AFC 15

1991 TEAM RANKINGS

AMERICAN FOOTBALL CONFERENCE

	Offense			Defense		
	Tot.	Rush	Pass	Tot.	Rush	Pass
Buffalo	*1	*1	3	13	12	9
Cincinnati	8	6	5	14	5	14
Cleveland	9	12	4	6	10	6
Denver	6	5	10	1	9	1
Houston	2	11	*1	3	2	5
Indianapolis	14	14	14	8	14	2
Kansas City	3	3	8	5	8	7
Los Angeles Raiders	13	7	13	9	11	8
Miami	5	13	2	11	13	4
New England	12	9	9	12	3	13
New York Jets	4	4	6	4	1	11
Pittsburgh	10	8	11	10	4	12
San Diego	7	2	12	7	6	10
Seattle	11	10	7	2	7	3

NATIONAL FOOTBALL CONFERENCE

	Offense			Defense		
	Tot.	Rush	Pass	Tot.	Rush	Pass
Atlanta	3	9	3	14	12	12
Chicago	6	4	7	4	7	6
Dallas	4	7	5	12	6	13
Detroit	9	5	11	10	10	11
Green Bay	11	12	8	7	5	10
Los Angeles Rams	10	14	4	13	8	14
Minnesota	5	1	10	9	11	9
New Orleans	7	8	6	2	2	2
New York Giants	8	2	12	6	9	4
Philadelphia	12	11	9	*1	*1	*1
Phoenix	14	13	13	11	14	5
San Francisco	1	6	1	5	4	8
Tampa Bay	13	10	14	8	13	3
Washington	2	3	2	3	3	7

NATIONAL FOOTBALL LEAGUE

	Offense			Defense		
	Tot.	Rush	Pass	Tot.	Rush	Pass
Atlanta	8	16	6	24	23	20
Buffalo	*1	*1	4	27	24	21
Chicago	11	9	13	4	10	8
Cincinnati	14	12	11	28	13	28
Cleveland	19	24	9	18	21	15
Dallas	9	13	8	17	8	23
Denver	12	8	17	5	19	3
Detroit	17	10	22	15	17	19
Green Bay	24	22	19	10	7	17
Houston	2	23	*1	9	6	14
Indianapolis	28	28	27	20	28	4
Kansas City	5	3	15	13	18	16
Los Angeles Raiders	23	15	25	21	22	18
Los Angeles Rams	18	27	7	23	12	25
Miami	7	25	3	25	27	12
Minnesota	10	4	21	14	20	13
New England	22	18	16	26	9	27
New Orleans	15	14	10	2	2	2
New York Giants	16	6	23	7	16	6
New York Jets	6	5	12	12	4	24
Philadelphia	25	21	20	*1	*1	*1
Phoenix	27	26	26	16	26	7
Pittsburgh	20	17	18	22	11	26
San Diego	13	2	24	19	14	22
San Francisco	3	11	2	6	5	11
Seattle	21	20	14	8	15	10
Tampa Bay	26	19	28	11	25	5
Washington	4	7	5	3	3	9

* = League Leader

1992 NFL SCHEDULE

FIRST WEEK

Sunday, September 6

(CBS-TV national weekend)

Cincinnati at Seattle	1:00
Cleveland at Indianapolis	12:00
Detroit at Chicago	12:00
Kansas City at San Diego	1:00
L. A. Rams at Buffalo	1:00
Minnesota at Green Bay	12:00
New England at Miami	4:00
New Orleans at Philadelphia	1:00
New York Jets at Atlanta	1:00
Phoenix at Tampa Bay	4:00

Pittsburgh at Houston 12:00

San Francisco at New York Giants 4:00

Sunday Night, September 6

L. A. Raiders at Denver 6:00

Monday, September 7

Washington at Dallas 8:00

SECOND WEEK

Sunday, September 13

(NBC-TV national weekend)

Atlanta at Washington	1:00
Buffalo at San Francisco	1:00
Chicago at New Orleans	12:00
Dallas at New York Giants	1:00
Green Bay at Tampa Bay	1:00

Houston at Indianapolis 3:00

L. A. Raiders at Cincinnati 1:00

Minnesota at Detroit 1:00

New England at L. A. Rams 1:00

New York Jets at Pittsburgh 4:00

San Diego at Denver 2:00

Seattle at Kansas City 12:00

Sunday Night, September 13

Philadelphia at Phoenix 5:00

Monday, September 14

Miami at Cleveland 9:00

THIRD WEEK

Sunday, September 20

(CBS-TV national weekend)

Cincinnati at Green Bay	12:00
Cleveland at L. A. Raiders	1:00
Denver at Philadelphia	1:00
Detroit at Washington	4:00

Kansas City at Houston 12:00

L. A. Rams at Miami 4:00

New Orleans at Atlanta 1:00

Phoenix at Dallas 3:00

Pittsburgh at San Diego 1:00

San Francisco at New York Jets 1:00

Seattle at New England 1:00

Tampa Bay at Minnesota 12:00

Sunday Night, September 20

Indianapolis at Buffalo 8:00

Monday, September 21

New York Giants at Chicago 8:00

FOURTH WEEK

Sunday, September 27

(NBC-TV national weekend)

Atlanta at Chicago	12:00
Buffalo at New England	1:00
Denver at Cleveland	1:00
Miami at Seattle	1:00
Minnesota at Cincinnati	1:00
New York Jets at L. A. Rams	1:00
Pittsburgh at Green Bay	3:00

San Diego at Houston 12:00

Tampa Bay at Detroit 1:00

Sunday Night, September 27

San Francisco at New Orleans 7:00

Monday, September 28

L. A. Raiders at Kansas City 8:00

FIFTH WEEK

Sunday, October 4

(CBS-TV national weekend)

Chicago at Minnesota 12:00

Green Bay at Atlanta 1:00

Indianapolis at Tampa Bay 1:00

Kansas City at Denver 2:00

L. A. Rams at San Francisco 1:00

Miami at Buffalo 1:00

New Orleans at Detroit 1:00

New York Giants at L. A. Raiders 1:00

Seattle at San Diego 1:00

Washington at Phoenix 1:00

Sunday Night, October 4

New England at New York Jets 8:00

Monday, October 5

Dallas at Philadelphia 9:00

SIXTH WEEK

Sunday, October 11

(NBC-TV national weekend)

Atlanta at Miami 1:00

Buffalo at L. A. Raiders 1:00

Houston at Cincinnati 4:00

New York Jets at Indianapolis 3:00

Philadelphia at Kansas City 12:00

Phoenix at New York Giants 1:00

Pittsburgh at Cleveland 1:00

San Francisco at New England 1:00

Seattle at Dallas 12:00

Sunday Night, October 11

L. A. Rams at New Orleans 6:30

Monday, October 12

Denver at Washington 9:00

SEVENTH WEEK

Thursday, October 15

(CBS-TV national weekend)

Detroit at Minnesota 6:30

Sunday, October 18

Atlanta at San Francisco 1:00

Green Bay at Cleveland 1:00

Houston at Denver 2:00

Kansas City at Dallas 12:00

L. A. Raiders at Seattle 1:00

New Orleans at Phoenix 1:00

New York Giants at L. A. Rams 1:00

Philadelphia at Washington 1:00

San Diego at Indianapolis 12:00

Tampa Bay at Chicago 12:00

Monday, October 19

Cincinnati at Pittsburgh 9:00

EIGHTH WEEK

Sunday, October 25

(NBC-TV national weekend)

Chicago at Green Bay 12:00

Cincinnati at Houston 12:00

Cleveland at New England 4:00

Dallas at L. A. Raiders 1:00

Denver at San Diego 1:00

Detroit at Tampa Bay 1:00

Indianapolis at Miami 4:00

Phoenix at Philadelphia 1:00

Seattle at New York Giants 1:00

Washington at Minnesota 12:00

Sunday Night, October 25

Pittsburgh at Kansas City 6:30

Monday, October 26

Buffalo at New York Jets 9:00

NINTH WEEK

Sunday, November 1

(CBS-TV national weekend)

Cleveland at Cincinnati 4:00

Green Bay at Detroit 1:00

Houston at Pittsburgh 1:00

Indianapolis at San Diego 1:00

L. A. Rams at Atlanta 1:00

Miami at New York Jets 1:00

New England at Buffalo 1:00

Philadelphia at Dallas 3:00

San Francisco at Phoenix 2:00

Tampa Bay at New Orleans 12:00

Sunday Night, November 1
New York Giants at Washington 8:00

Monday, November 2
Minnesota at Chicago 8:00

TENTH WEEK

Sunday, November 8
(NBC-TV national weekend)

Cleveland at Houston 12:00

Dallas at Detroit 1:00

Green Bay at New York Giants 1:00

L. A. Raiders at Philadelphia 1:00

Miami at Indianapolis 1:00

Minnesota at Tampa Bay 1:00

New Orleans at New England 1:00

New York Jets at Denver 2:00

Phoenix at L. A. Rams 1:00

Pittsburgh at Buffalo 4:00

San Diego at Kansas City 3:00

Washington at Seattle 1:00

Sunday Night, November 8
Cincinnati at Chicago 7:00

Monday, November 9
San Francisco at Atlanta 9:00

ELEVENTH WEEK

Sunday, November 15
(CBS-TV national weekend)

Chicago at Tampa Bay 4:00

Cincinnati at New York Jets 1:00

Detroit at Pittsburgh 1:00

Houston at Minnesota 12:00

L. A. Rams at Dallas 12:00

New England at Indianapolis 1:00

New Orleans at San Francisco 1:00

Philadelphia vs. Green Bay at Milw. 12:00

Phoenix at Atlanta 1:00

San Diego at Cleveland 1:00

Seattle at L. A. Raiders 1:00

Washington at Kansas City 12:00

Sunday Night, November 15
New York Giants at Denver 6:00

Monday, November 16
Buffalo at Miami 9:00

TWELFTH WEEK

Sunday, November 22
(NBC-TV national weekend)

Atlanta at Buffalo 1:00

Cleveland at Minnesota 12:00

Dallas at Phoenix 2:00

Denver at L. A. Raiders 1:00

Detroit at Cincinnati 1:00

Green Bay at Chicago 12:00

Houston at Miami 1:00

Indianapolis at Pittsburgh 1:00

New York Jets at New England 4:00

Philadelphia at New York Giants 1:00

San Francisco at L. A. Rams 1:00

Tampa Bay at San Diego 1:00

Sunday Night, November 22
Kansas City at Seattle 5:00

Monday, November 23
Washington at New Orleans 8:00

THIRTEENTH WEEK

Thursday, November 26
(CBS-TV national weekend)

Houston at Detroit 12:30

New York Giants at Dallas 3:00

Sunday, November 29

Buffalo at Indianapolis 4:00

Chicago at Cleveland 1:00

Kansas City at New York Jets 1:00

Miami at New Orleans 12:00

Minnesota at L. A. Rams 1:00

New England at Atlanta 1:00

Philadelphia at San Francisco 1:00

Phoenix at Washington 1:00

Pittsburgh at Cincinnati 1:00

Tampa Bay vs. Green Bay at Milw. 12:00

Sunday Night, November 29
L. A. Raiders at San Diego 5:00

Monday, November 30
Denver at Seattle 6:00

FOURTEENTH WEEK

Thursday, December 3
(NBC-TV national weekend)
Atlanta at New Orleans 7:00

Sunday, December, 6

Cincinnati at Cleveland 1:00

Dallas at Denver 2:00

Detroit vs. Green Bay at Milw. 12:00

Indianapolis at New England 1:00

Kansas City at L. A. Raiders 1:00

Miami at San Francisco 1:00

Minnesota at Philadelphia 1:00

New York Jets at Buffalo 1:00

San Diego at Phoenix 2:00

Seattle at Pittsburgh 1:00

Washington at New York Giants 4:00

Sunday Night, December, 6
L. A. Rams at Tampa Bay 8:00

Monday, December, 7
Chicago at Houston 8:00

FIFTEENTH WEEK

Saturday, December 12
(CBS-TV national weekend)

Denver at Buffalo 12:30

New York Giants at Phoenix 2:00

Sunday, December 13

Atlanta at Tampa Bay 1:00

Cincinnati at San Diego 1:00

Cleveland at Detroit 1:00

Dallas at Washington 1:00

Indianapolis at New York Jets 1:00

New England at Kansas City 12:00

New Orleans at L. A. Rams 1:00

Philadelphia at Seattle 1:00

Pittsburgh at Chicago 12:00

San Francisco at Minnesota 12:00

Sunday Night, December 13
Green Bay at Houston 7:00

Monday, December 14
L. A. Raiders at Miami 9:00

SIXTEENTH WEEK

Saturday, December 19
(CBS-TV national weekend)

Tampa Bay at San Francisco 1:00

Kansas City at New York Giants 12:30

Sunday, December 20

Buffalo at New Orleans 12:00

Chicago at Detroit 4:00

Houston at Cleveland 1:00

L. A. Rams at Green Bay 12:00

Minnesota at Pittsburgh 1:00

New England at Cincinnati 1:00

Phoenix at Indianapolis 1:00

San Diego at L. A. Raiders 1:00

Seattle at Denver 2:00

Washington at Philadelphia 1:00

Sunday Night, December 20
New York Jets at Miami 8:00

Monday, December 21
Dallas at Atlanta 9:00

SEVENTEENTH WEEK

Saturday, December 26
(CBS-TV national weekend)

L. A. Raiders at Washington 4:00

New Orleans at New York Jets 12:30

Sunday, December 27

Atlanta at L. A. Rams 1:00

Chicago at Dallas 3:00

Cleveland at Pittsburgh 1:00

Denver at Kansas City 12:00

Green Bay at Minnesota 12:00

Indianapolis at Cincinnati 1:00

Miami at New England 1:00

New York Giants at Philadelphia 1:00

San Diego at Seattle 1:00

Tampa Bay at Phoenix 2:00

Sunday Night, December 27
Buffalo at Houston 7:00

Monday, December 28
Detroit at San Francisco 6:00

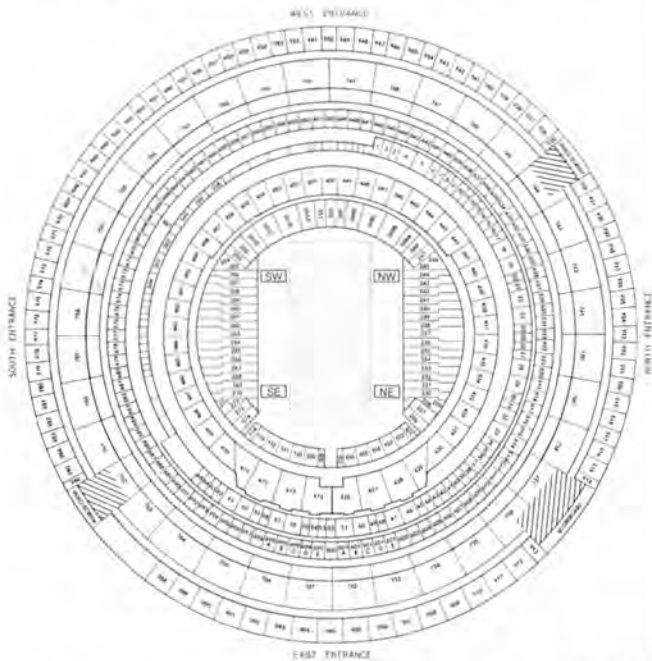
HOUSTON OILERS *Dancers*

In 1992, the Oilers will debut the Houston Oilers Dancers, a 36-member entertainment troupe. The group will perform during pre-game and halftime at all home games this season. In addition, they will perform a variety of sideline routines during the games. The Dancers plan on creating a new trend in sideline entertainment which emphasizes dance routines with precision choreography. Off the field, the Dancers will serve as the team's good-will ambassadors, making public appearances throughout the Greater Houston community.

The Director of the Oilers Dancers is Myrna Santos-Smith who served as a cheerleader for the Oilers' defunct Derrick Dolls from 1979-84. She is primarily assisted by Choreographer Alex Arizpe.



TICKET INFORMATION



	PER GAME	SEASON
LOGE, SKY CLUB.....	\$35.00	\$280.00
FIELD LEVEL, MEZZANINE, UPPER BOXES.....	\$29.00, \$33.00	\$232.00, \$264.00
LOWER WEST RESERVED, UPPER RESERVED.....	\$26.00	\$208.00
PAVILION.....	\$23.00	\$184.00
LOWER EAST RESERVED.....	\$18.00	\$144.00
(Includes all taxes)		

Tickets for all Oiler home games are available at the Oilers' Ticket Office and at the Astrodome Ticket Office. The Oilers' Ticket Office is located in the lobby of the APC Building at 6910 Fannin Street. Office hours are from 8:30 AM to 5:00 PM Monday through Friday, and from 9:00 AM to 5:00 PM every Saturday before a home game. The Astrodome will call window is located at West Gate A. Tickets are also available at all Ticketmaster Corp. locations in Texas and nationwide.

Oiler Ticket Office	797-1000
Astrodome Ticket Office.....	799-9555

CREDITS

The 1992 Houston Oilers Media Guide was written and compiled by Chip Narnias, Director of Media Services.

Desktop Publishing Coordinator: Paul Grabowski
Printer: Champagne Printing Inc.

Special thanks to Brian Davids of NFL Properties; Bob Schranz and Marcella Vaughan of the Oilers



Our experts

**WARREN MOON
JACK PARDEE
"BUM" PHILLIPS
JOEL BUSHBAUM
JOHN MCCLAIN**



Our starting line-up

**TOM FRANKLIN
RUSS SMALL
RICH LORD
CHARLIE PALILLO
NATE GRIFFIN**

**When you want sports:
AM 740 KTRH**

**Play-by-Play Home of the
Houston Oilers
Flagship Station of the Houston
Oilers Radio Network**

THE BEST SEAT IN THE HOUSE IS NOT ALWAYS ON THE 50 YARD LINE.

Hard-hitting football action kicks off this summer as Raycom brings you NFL preseason coverage of the Houston Oilers. Because the Astrodome is hosting the 1992 Republican National Convention, live telecasts guarantee loyal "Love Ya

Blue" fans a great chance to preview all the exciting action for the upcoming season.

Tune in for every minute of the hottest show in Texas as Warren Moon and his Oiler stars look to strike Super Bowl paydirt!

RAYCOM